

3M™ Power Clamp Wiremount Plug

3 mm, IDC, Wiremount, Panel Mount option

358 Series



- Easy, labor saving, and reliable IDC termination
- Easy field termination with no special tooling or wire preparation – no stripping or tinning
- Semi-Transparent color-coded covers for wire inspection and wire retention
- CC-Link communication Interconnect Standard
- One-touch latching mechanism maintains a reliable interconnection in demanding field applications and requires only one hand to easily mate and unmate
- Integrated Dust Cover also provides secure locking mechanism when mated to Wiremount Socket
- Polarization ensures proper interconnecting of mated pairs
- Quick Insertion Panel Mount option
- RoHS Compliant. See the Regulatory Information Appendix (RIA) in the "RoHS compliance" section of www.3M.com/interconnects for compliance information (RIA E1 & C1 apply).

Date Modified: December 20, 2009

TS-2285-B
Sheet 1 of 3

Physical

Insulation:

Body Material: Nylon
Cover Material: Polycarbonate
Flammability: UL 94V-0
Body Color: Black
Cover Color: Clear, Yellow, Blue, Red

Contact:

Material: Copper Alloy

Plating:

Underplating: 2.5 µm Ni minimum
Wiping Area: 0.5 µm Au minimum
IDC Termination Area: 2.5 µm Au minimum

Wire Accomodation: 18 & 20 AWG: PVC, TFE, Foamed PE insulation with solid or 7 - 19 stranded Tinned or Silver Cu.
MIL-W- 16878/5 EE, MIL-W- 16878/4 E, MIL-W- 16878/1, MIL-W- 16878/2 C
CC-Link Ver 1.10 Cables
Contact 3M for additional wire accommodations

Mating Compatability: 355, 35T Series, 35715-L010 (with same polarization)

Electrical

Current Rating: 18 AWG: 10A (1 contact); 7A (2 - 5 contacts)
20 AWG: 9A (1 contact); 6A (2 - 5 contacts)
Rating Conditions: 30° C maximum temperature rise

Voltage Rating: 250 V

Insulation Resistance: 10³ MΩ min. at 600 V_{DC}

Withstanding Voltage: 1,000 V_{RMS} for 1 minute

Environmental

Temperature Rating: -20°C to +75°C ambient
UL Rating: 65° C

UL File No: E68080

3M

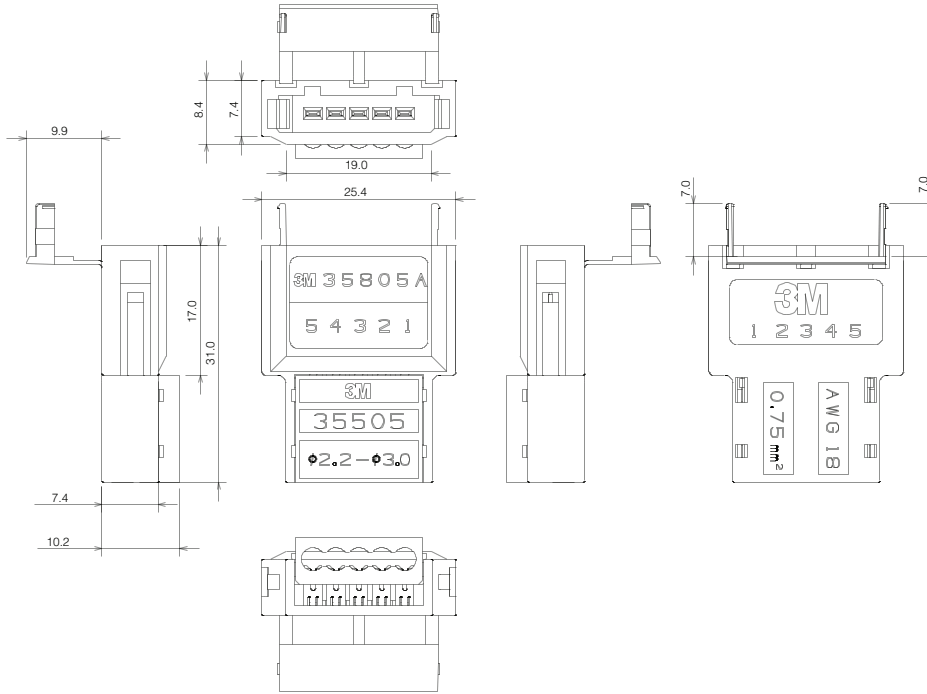
Electronic Solutions Division
Interconnect Solutions
<http://www.3M.com/interconnects/>

3M is a trademark of 3M Company.
For technical, sales or ordering information call
800-225-5373

3M™ Power Clamp Wiremount Plug

3 mm, IDC, Wiremount, Panel Mount option

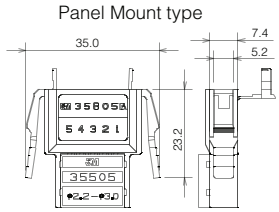
358 Series



mm
[Inch]

Tolerance Unless Noted			
	0	.0	.00
mm	±1	±.3	±.13

[] Dimensions for Reference Only

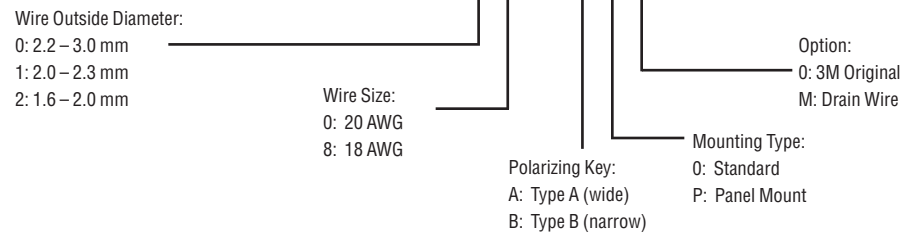


Available Part Numbers				
3M Part Number	Outside Diameter Range of Wire	Wire Gauge	Cover Color	Panel Mount
35805-6080-A00 GF	2.2 - 3.0 mm	18 AWG	Clear	No
35805-6080-AP0 GF	2.2 - 3.0 mm	18 AWG	Clear	Yes
35805-6180-A00 GF	2.0 - 2.3 mm	18 AWG	Blue	No
35805-6180-AP0 GF	2.0 - 2.3 mm	18 AWG	Blue	Yes
35805-6200-A00 GF	1.6 - 2.0 mm	20 AWG	Yellow	No
35805-6200-AP0 GF	1.6 - 2.0 mm	20 AWG	Yellow	Yes
35805-6000-B0M GF*	2.2 - 3.0 mm	20 AWG	Red	No
35805-6000-BPM GF*	2.2 - 3.0 mm	20 AWG	Red	Yes

* 35805-6000-BXM GF connects communication cable with 3 discrete and 1 drain wire. Twist drain wire 7 or more times to tighten strands and insert into wire position #5.

Ordering Information

35805 - 6XX0 - XXX - GF (RIA E1 and C1 Apply)

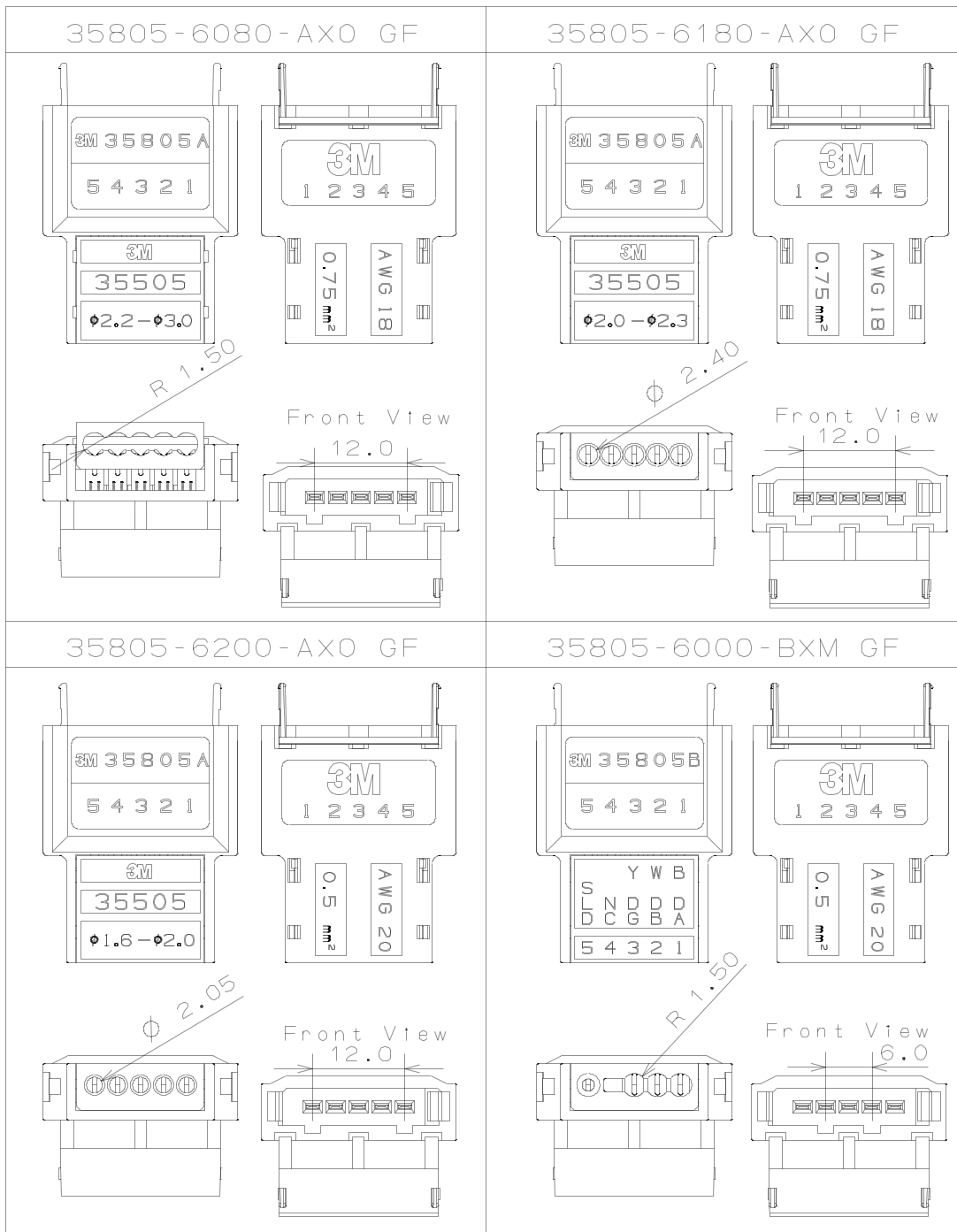


TS-2285-B
Sheet 2 of 3

3M™ Power Clamp Wiremount Plug

3 mm, IDC, Wiremount, Panel Mount option

358 Series



TS-2285-B
Sheet 3 of 3

Important Notice

All statements, technical information, and recommendations related to 3M's products are based on information believed to be reliable, but the accuracy or completeness is not guaranteed. Before using this product, you must evaluate it and determine if it is suitable for your intended application. You assume all risks and liability associated with such use. Any statements related to the product which are not contained in 3M's current publications, or any contrary statements contained on your purchase order shall have no force or effect unless expressly agreed upon, in writing, by an authorized officer of 3M.

Warranty; Limited Remedy; Limited Liability.

This product will be free from defects in material and manufacture for a period of one (1) year from the time of purchase. **3M MAKES NO OTHER WARRANTIES INCLUDING, BUT NOT LIMITED TO, ANY IMPLIED WARRANTY OF MERCHANTABILITY OR FITNESS FOR A PARTICULAR PURPOSE.** If this product is defective within the warranty period stated above, your exclusive remedy shall be, at 3M's option, to replace or repair the 3M product or refund the purchase price of the 3M product. **Except where prohibited by law, 3M will not be liable for any indirect, special, incidental or consequential loss or damage arising from this 3M product, regardless of the legal theory asserted.**

**3M Electronics Solutions Division**

6801 River Place Blvd.
Austin, TX 78726-9000
U.S.A.
1-800-225-5373
www.3m.com/interconnects

Please recycle. Printed in USA.
© 3M 2008. All rights reserved.
RIA-2217B-E

3M is a trademark of 3M Company.



Компания «ЭлектроПласт» предлагает заключение долгосрочных отношений при поставках импортных электронных компонентов на взаимовыгодных условиях!

Наши преимущества:

- Оперативные поставки широкого спектра электронных компонентов отечественного и импортного производства напрямую от производителей и с крупнейших мировых складов;
- Поставка более 17-ти миллионов наименований электронных компонентов;
- Поставка сложных, дефицитных, либо снятых с производства позиций;
- Оперативные сроки поставки под заказ (от 5 рабочих дней);
- Экспресс доставка в любую точку России;
- Техническая поддержка проекта, помощь в подборе аналогов, поставка прототипов;
- Система менеджмента качества сертифицирована по Международному стандарту ISO 9001;
- Лицензия ФСБ на осуществление работ с использованием сведений, составляющих государственную тайну;
- Поставка специализированных компонентов (Xilinx, Altera, Analog Devices, Intersil, Interpoint, Microsemi, Aeroflex, Peregrine, Syfer, Eurofarad, Texas Instrument, Miteq, Cobham, E2V, MA-COM, Hittite, Mini-Circuits, General Dynamics и др.);

Помимо этого, одним из направлений компании «ЭлектроПласт» является направление «Источники питания». Мы предлагаем Вам помощь Конструкторского отдела:

- Подбор оптимального решения, техническое обоснование при выборе компонента;
- Подбор аналогов;
- Консультации по применению компонента;
- Поставка образцов и прототипов;
- Техническая поддержка проекта;
- Защита от снятия компонента с производства.



Как с нами связаться

Телефон: 8 (812) 309 58 32 (многоканальный)

Факс: 8 (812) 320-02-42

Электронная почта: org@eplast1.ru

Адрес: 198099, г. Санкт-Петербург, ул. Калинина, дом 2, корпус 4, литера А.