

# 1500 Standard & 1300 High Inrush Switches

150A to EN61058-1 and 16A 250Vac



## Key Features

- Standard rocker switch
- Non-illuminated
- 150A inrush
- Choice of switching circuits including 3 position
- Choice of bezel styles
- Choice of panel cut outs
- Matching indicator
- Single pole
- Splash resistant option
- DC LED Illumination Available for "P" Rocker
- Panel cut out 'A' style: 27.3 x 12.3mm

## Approvals and specifications

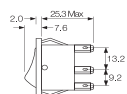
- ⚡ 1500 Series 16(4)A 250Vac T125
- UL CSA 16A Non Ind 250Vac, (2 posn) 250Vac 1hp, 125Vac 1/2hp, (3 posn) 250Vac 1/2hp, 125Vac 1/4hp  
1330 36Vdc 14A  
1350 72 Vdc 7A  
1500 & 1510 14 Vdc 10A  
UL 85°C, file E45221, CSA file LR10990

**In house test:**  
10A 24Vdc— Indicative rating only

1300 series 16(6)A 250Vac T125 5E4 (50,000 Ops.)  
150A Inrush to EN61058-1

Terminal	Function	Rocker	Body	Finish	Body Colour	Rocker Colour
<b>C</b> 	<b>Standard 1500</b> ON - OFF	<b>A</b> 	Panel cut-out Cut-outs must be punched in the direction of insertion <b>A</b> 	<b>M</b> Matt	<b>B</b> Black	Un-Lit
<b>H</b> 	<b>1501</b> HP rating N/A ON - OFF (momentary ON)	<b>B</b> 	<b>B</b> 	<b>G</b> Gloss	<b>R</b> Red	<b>B</b> Black
<b>K</b> 	<b>1502</b> HP rating N/A ON - OFF (momentary OFF)	<b>H</b> 	<b>L</b> 	Applies to both Rocker & Body	<b>W</b> White	<b>R</b> Red
<b>T</b> 	<b>1510 μ</b> HP rating N/A ON - ON	<b>V</b> 	<b>Q</b> 		<b>A</b> Amber	
<b>U</b> 	<b>1511 μ</b> HP rating N/A ON - ON (momentary 1 side)	<b>W</b> 	<b>R</b> 	<b>C</b> Clear		
<b>X</b> 	<b>1520 μ</b> 125V & 250V 1/2 HP H terminal rated T100 only ON - OFF - ON	<b>X</b> 	<b>T</b> 	<b>G</b> Green		
	<b>1521 μ</b> HP rating N/A H terminal rated T100 only ON - OFF - ON (momentary 1 side)	<b>F</b> 		<b>A</b> Amber		
	<b>1522 μ</b> HP rating N/A H terminal rated T100 only ON - OFF - ON (momentary 2 sides)	<b>A</b> 		<b>R</b> Red		
	<b>0430</b> HP rating N/A H terminal rated T100 only ON - OFF					

### Dimensions



**Panel thickness**  
 A, Q 0.75 to 3.3mm  
 L, B, T 0.75 to 2.5mm  
 R 0.75 to 3.0mm

\* For cut-out details on momentary switches call sales

### Splash Resistance

#### 1500 W and B splash resistant options

Feather edge seals and a close fitting collar protect current carrying parts from moisture.  
 B option has Hytrel collar/seals for enhanced protection.



#### 1300 High inrush, positive break switching

The 1300 series mechanism ensures contact welds formed at switch-on are positively separated by the plunger tube acting directly on the step in the moving contact.


UL CSA 20A 250Vac 1hp, 125Vac 1/2hp  
 UL 85°C, file E45221, CSA file LR10990

#### In house test:

20A 24Vdc — Indicative rating only

BioCote antimicrobial additive. Independently verified to ISO22196:2007.

3mm contact gap except if marked  $\mu$ .

Lamp Voltage	Insert Colour	Legend	Legend Colour	Options
Blank	Blank	Blank	Blank	<p><b>Finish</b>            Matt is standard.</p> <p><b>Colour</b>            Call sales for custom colours. A full range is available for large orders.</p> <p><b>Legend printing</b>            Select from the examples or call sales for custom legends.</p> <p><b>Lamp voltage</b>            Call sales for details.</p> <p><b>Blanking plates A0434 - -</b>            Dummy units to fill unused panel holes.</p> <p><b>Protective cover</b>            Snaps on to A, L, Q or T bodies (add G after body code in cat no.), this reduces panel thickness by 1mm.</p>  <p>Panel sealing washer W46 is available for the same body sizes, this reduces panel thickness by a further 0.8mm.            Covers are not suitable for momentary types.</p> <p>For all options call sales.</p>
<b>2</b> 125V Neon	<b>R</b> Red	<b>602A</b>	<b>B</b> Black	
<b>3</b> 250V Neon	<b>W</b> White		<b>W</b> White	
<b>7</b> 12V Filament				
<b>8</b> 24Vdc Filament				

### Examples



C1500AR ---  
 T1500AR ---



C1500AL ---  
 T1500AL ---



C1500XL ---  
 T1500XL ---



C1510AL ---  
 T1510AL ---



C1520AL ---  
 T1520AL ---



C0430AL ---  
 T0430AL ---

# 5500 Lit Rocker Series

10A 250Vac



## Key Features

- Standard rocker switch
- Single pole
- Illuminated
- Splash resistant option
- Choice of switching circuits
- Panel cut out 'A' style:
- Choice of bezel styles
- Choice of panel cut outs
- Matching indicator

## Approvals and specifications

16(4)A 250Vac T85  
10(3)A 250Vac T100, (12A 250Vac T125 for P rocker only)

UL CSA 15A 250Vac, CSA 16A Non Ind 250Vac  
UL CSA 250Vac 1hp, 125Vac 1/2hp  
UL 85°C, file E45221, CSA file LR10990

μ contact gap.

For Twin units repeat the order details for both the left and right sides.

Terminal	Function	Rocker	Body	Body Colour	Rocker Colour
<b>C</b>  6.3 x 0.8	Approvals & ratings vary with function ON OFF Switches - ON when pressed over terminal 3 	<b>A</b> Softline (Matt only) 	<b>A</b> Panel Cut - outs  <b>Bezel</b> 	<b>B</b> Black	Un-Lit <b>B</b> Black
<b>H</b>  4.8 x 0.8	<b>5500 μ</b>  ON - OFF Single pole	<b>P</b> Lit window (Matt only) 	<b>B</b>  <b>Bezel</b> 	<b>W</b> White	<b>R</b> Red  <b>W</b> White
<b>T</b>  Solder	<b>5503 μ</b>  ON - OFF Lit Switched neutral		<b>L</b>  <b>Bezel</b> 		Lit
	<b>5508 μ</b>  ON - OFF Lit Unswitched neutral		<b>Q</b>  <b>Bezel</b> 		<b>A</b> Amber  <b>C</b> Clear
			<b>R</b>  <b>Bezel</b> 		<b>G</b> Green
			<b>T</b>  <b>Bezel</b> 		<b>R</b> Red

## Dimensions

### Panel thickness

A,Q 0.75 to 3.3mm  
L,B,T 0.75 to 2.5mm  
R 0.75 to 3.0mm



### Twin units

Two single switches or a switch and an indicator light can be assembled side by side in one double pole body.  
For 5500 range panel cut-out details (L, B and T) call sales.



Terminal spacing -  
Poles 10.8 between centres (twin units)

For twin units the first set of order format details refer to the left hand unit, when looking at the front of the assembly.  
(This has terminal numbers 1, 2 & 3)

Lamp Voltage	Legend	Legend Colour	Options
Blank	Blank	Blank	<p><b>Finish</b> Matt is standard.</p> <p><b>Colour</b> Call factory for custom colours. A full range is available for large orders.</p> <p><b>Legend printing</b> Select from the examples or call factory for custom legends.</p> <p><b>Lamp voltage</b> Call factory for details.</p> <p><b>Blanking plate A0434 - - (SP) A0494 - - (DP)</b> Dummy units to fill unused panel holes.</p> <p><b>Protective cover</b> Snaps on to A, L, Q or T bodies (add G after body in cat no.), this reduces panel thickness by 1.00mm.</p>  <p>Panel sealing washers W46 (Single Pole) and W42 (Double Pole) are available for these body types, this reduces panel thickness by 2mm.</p> <p>For all options call the factory.</p>
<b>2</b> 125V Neon	<b>602A</b>	<b>B</b> Black	
<b>3</b> 250V Neon		<b>W</b> White	
<b>5</b> 12Vdc LED (P Rocker) IF = 20-30mA			
<b>6</b> 24Vdc LED (P Rocker) IF = 20-30mA			
<b>7</b> 12V Filament			
<b>8</b> 24Vdc Filament			

## Examples



C5503AL - - -



C5500AL - - -



C5503PL - - -



C5503A/C5430AL



C5503A/C5503AL



C5503P/C5503PL

# 1500 Twin Units Switches and Indicators

16A 250Vac



## Key Features

- Twin unit rocker switch
- Choice of switching circuits including 3 position
- Push-on, solder and PCB terminals
- Choice of bezel styles
- Choice of panel cut outs
- Matching indicator
- Single pole switches
- Splash resistant option
- Panel cut out 'A' style: 27.2 x 22.3mm

## Approvals and Specifications

- 16(4)A 250Vac T125
- UL CSA 16A 250Vac
- UL CSA (2 posn) 250Vac 1hp, 125Vac
- 1/2hp, (3 posn) 250 Vac
- 1/2hp, 125Vac 1/4hp
- UL 85°C, file E45221, CSA file LR10990

For versions with High Inrush or for 50,000 operations,  
3mm contact gap except where marked  $\mu$ .

Terminal	Function	Rocker	Body	Finish	Body Colour	Rocker Colour
<p><b>C</b></p> <p>6.3 x 0.8</p>	<p>Approvals &amp; ratings vary with function ON OFF Switches - ON when pressed over terminal 1 or 4</p>	<p><b>A</b></p> <p>Softline (Matt only)</p>	<p>Panel Cut - outs      Bezel</p> <p><b>A</b></p> <p>27.2/27.3</p> <p>22.3/22.4</p> <p>Gloss or Matt</p> <p><b>B</b></p> <p>30.0/30.1</p> <p>22.1/22.2</p> <p>Matt only</p> <p><b>L</b></p> <p>30.0/30.1</p> <p>22.1/22.2</p> <p>Matt only</p> <p><b>Q</b></p> <p>28.2/28.3</p> <p>22.3/22.4</p> <p>Gloss or matt</p> <p><b>R</b></p> <p>28.4/28.5</p> <p>23.0/25.4</p> <p>Matt only</p> <p><b>T</b></p> <p>28.2/28.3</p> <p>22.3/22.4</p> <p>Matt only</p>	<p><b>M</b></p> <p>Matt</p> <p><b>G</b></p> <p>Gloss</p> <p>Applies to both Rocker &amp; Body</p>	<p><b>B</b></p> <p>Black</p> <p><b>W</b></p> <p>White</p>	<p>Un-Lit</p> <p><b>B</b></p> <p>Black</p> <p><b>R</b></p> <p>Red</p> <p><b>W</b></p> <p>White</p> <p>Lit</p> <p><b>A</b></p> <p>Amber</p> <p><b>C</b></p> <p>Clear</p> <p><b>G</b></p> <p>Green</p> <p><b>R</b></p> <p>Red</p>
<p><b>H</b></p> <p>4.8 x 0.8</p>	<p><b>1500</b></p> <p>ON - OFF</p> <p><b>1510 <math>\mu</math></b></p>	<p><b>B</b></p> <p>Softline (Matt only)</p> <p><b>W</b></p> <p>Softline (Matt only)</p> <p><b>X</b></p> <p>Softline (Matt only)</p> <p><b>A</b></p> <p>Softline (Matt only)</p>	<p><b>B</b></p> <p>30.0/30.1</p> <p>22.1/22.2</p> <p>Matt only</p> <p><b>L</b></p> <p>30.0/30.1</p> <p>22.1/22.2</p> <p>Matt only</p> <p><b>Q</b></p> <p>28.2/28.3</p> <p>22.3/22.4</p> <p>Gloss or matt</p> <p><b>R</b></p> <p>28.4/28.5</p> <p>23.0/25.4</p> <p>Matt only</p> <p><b>T</b></p> <p>28.2/28.3</p> <p>22.3/22.4</p> <p>Matt only</p>	<p><b>M</b></p> <p>Matt</p> <p><b>G</b></p> <p>Gloss</p> <p>Applies to both Rocker &amp; Body</p>	<p><b>B</b></p> <p>Black</p> <p><b>W</b></p> <p>White</p>	<p>Un-Lit</p> <p><b>B</b></p> <p>Black</p> <p><b>R</b></p> <p>Red</p> <p><b>W</b></p> <p>White</p> <p>Lit</p> <p><b>A</b></p> <p>Amber</p> <p><b>C</b></p> <p>Clear</p> <p><b>G</b></p> <p>Green</p> <p><b>R</b></p> <p>Red</p>
<p><b>T</b></p> <p>02.1</p> <p>Solder</p>	<p><b>1520 <math>\mu</math></b></p> <p>ON - ON</p> <p><b>0430</b></p> <p>Indicator</p>	<p><b>W</b></p> <p>Softline (Matt only)</p> <p><b>X</b></p> <p>Softline (Matt only)</p> <p><b>A</b></p> <p>Softline (Matt only)</p>	<p><b>L</b></p> <p>30.0/30.1</p> <p>22.1/22.2</p> <p>Matt only</p> <p><b>Q</b></p> <p>28.2/28.3</p> <p>22.3/22.4</p> <p>Gloss or matt</p> <p><b>R</b></p> <p>28.4/28.5</p> <p>23.0/25.4</p> <p>Matt only</p> <p><b>T</b></p> <p>28.2/28.3</p> <p>22.3/22.4</p> <p>Matt only</p>	<p><b>M</b></p> <p>Matt</p> <p><b>G</b></p> <p>Gloss</p> <p>Applies to both Rocker &amp; Body</p>	<p><b>B</b></p> <p>Black</p> <p><b>W</b></p> <p>White</p>	<p>Un-Lit</p> <p><b>B</b></p> <p>Black</p> <p><b>R</b></p> <p>Red</p> <p><b>W</b></p> <p>White</p> <p>Lit</p> <p><b>A</b></p> <p>Amber</p> <p><b>C</b></p> <p>Clear</p> <p><b>G</b></p> <p>Green</p> <p><b>R</b></p> <p>Red</p>
<p><b>K</b></p> <p>2.0</p> <p>9.1</p> <p>1.2</p>	<p><b>0430</b></p> <p>Indicator</p>	<p><b>W</b></p> <p>Softline (Matt only)</p> <p><b>X</b></p> <p>Softline (Matt only)</p> <p><b>A</b></p> <p>Softline (Matt only)</p>	<p><b>L</b></p> <p>30.0/30.1</p> <p>22.1/22.2</p> <p>Matt only</p> <p><b>Q</b></p> <p>28.2/28.3</p> <p>22.3/22.4</p> <p>Gloss or matt</p> <p><b>R</b></p> <p>28.4/28.5</p> <p>23.0/25.4</p> <p>Matt only</p> <p><b>T</b></p> <p>28.2/28.3</p> <p>22.3/22.4</p> <p>Matt only</p>	<p><b>M</b></p> <p>Matt</p> <p><b>G</b></p> <p>Gloss</p> <p>Applies to both Rocker &amp; Body</p>	<p><b>B</b></p> <p>Black</p> <p><b>W</b></p> <p>White</p>	<p>Un-Lit</p> <p><b>B</b></p> <p>Black</p> <p><b>R</b></p> <p>Red</p> <p><b>W</b></p> <p>White</p> <p>Lit</p> <p><b>A</b></p> <p>Amber</p> <p><b>C</b></p> <p>Clear</p> <p><b>G</b></p> <p>Green</p> <p><b>R</b></p> <p>Red</p>
<p><b>X</b></p> <p>4.0</p> <p>9.1</p>	<p><b>0430</b></p> <p>Indicator</p>	<p><b>W</b></p> <p>Softline (Matt only)</p> <p><b>X</b></p> <p>Softline (Matt only)</p> <p><b>A</b></p> <p>Softline (Matt only)</p>	<p><b>L</b></p> <p>30.0/30.1</p> <p>22.1/22.2</p> <p>Matt only</p> <p><b>Q</b></p> <p>28.2/28.3</p> <p>22.3/22.4</p> <p>Gloss or matt</p> <p><b>R</b></p> <p>28.4/28.5</p> <p>23.0/25.4</p> <p>Matt only</p> <p><b>T</b></p> <p>28.2/28.3</p> <p>22.3/22.4</p> <p>Matt only</p>	<p><b>M</b></p> <p>Matt</p> <p><b>G</b></p> <p>Gloss</p> <p>Applies to both Rocker &amp; Body</p>	<p><b>B</b></p> <p>Black</p> <p><b>W</b></p> <p>White</p>	<p>Un-Lit</p> <p><b>B</b></p> <p>Black</p> <p><b>R</b></p> <p>Red</p> <p><b>W</b></p> <p>White</p> <p>Lit</p> <p><b>A</b></p> <p>Amber</p> <p><b>C</b></p> <p>Clear</p> <p><b>G</b></p> <p>Green</p> <p><b>R</b></p> <p>Red</p>

## Dimensions

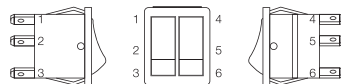
**Panel thickness**  
**A,Q** 0.75 to 3.3mm  
**L,B,T** 0.75 to 2.5mm  
**R** 0.75 to 3.0mm



Call sales for terminal spacing details

## Twin units

Two single switches or a switch and an indicator light can be assembled side by side in one double pole body.



For twin units the first set of order format details refer to the left hand unit, when looking at the front of the assembly.  
 (This has terminal numbers 1, 2 & 3)

## Splash Resistant



Feather edge seals and a close fitting collar protect current carrying parts from moisture.

B option has Hytrel collar/seals for enhanced protection.

Insert Colour	Lamp Voltage	Legend	Legend Colour	Options
Blank	Blank	Blank	Blank	<p><b>Finish</b> Matt is standard.</p> <p><b>Colour</b> Call factory for custom colours. A full range is available for large orders.</p> <p><b>Legend printing</b> Select from the examples or call factory for custom legends.</p> <p><b>Lamp voltage</b> Call factory for details.</p>
<b>R</b> Red	<b>2</b> 125V Neon	<b>602A</b>	<b>B</b> Black	
<b>W</b> White	<b>3</b> 250V Neon		<b>W</b> White	
	<b>5</b> 12Vdc LED (P Rocker)			
	<b>6</b> 24Vdc LED (P Rocker)			
	<b>7</b> 12V Filament			
	<b>8</b> 24Vdc Filament			

## Examples



☐ C1500A/C1500AL



☐ C1500A/C0430AL



☐ C1500X/C1500XL



☐ C1520A/C1510AL



☐ C1500A/C1520AL



☐ C0430A/C0430AL



Компания «ЭлектроПласт» предлагает заключение долгосрочных отношений при поставках импортных электронных компонентов на взаимовыгодных условиях!

Наши преимущества:

- Оперативные поставки широкого спектра электронных компонентов отечественного и импортного производства напрямую от производителей и с крупнейших мировых складов;
- Поставка более 17-ти миллионов наименований электронных компонентов;
- Поставка сложных, дефицитных, либо снятых с производства позиций;
- Оперативные сроки поставки под заказ (от 5 рабочих дней);
- Экспресс доставка в любую точку России;
- Техническая поддержка проекта, помощь в подборе аналогов, поставка прототипов;
- Система менеджмента качества сертифицирована по Международному стандарту ISO 9001;
- Лицензия ФСБ на осуществление работ с использованием сведений, составляющих государственную тайну;
- Поставка специализированных компонентов (Xilinx, Altera, Analog Devices, Intersil, Interpoint, Microsemi, Aeroflex, Peregrine, Syfer, Eurofarad, Texas Instrument, Miteq, Cobham, E2V, MA-COM, Hittite, Mini-Circuits, General Dynamics и др.);

Помимо этого, одним из направлений компании «ЭлектроПласт» является направление «Источники питания». Мы предлагаем Вам помощь Конструкторского отдела:

- Подбор оптимального решения, техническое обоснование при выборе компонента;
- Подбор аналогов;
- Консультации по применению компонента;
- Поставка образцов и прототипов;
- Техническая поддержка проекта;
- Защита от снятия компонента с производства.



#### Как с нами связаться

**Телефон:** 8 (812) 309 58 32 (многоканальный)

**Факс:** 8 (812) 320-02-42

**Электронная почта:** [org@eplast1.ru](mailto:org@eplast1.ru)

**Адрес:** 198099, г. Санкт-Петербург, ул. Калинина, дом 2, корпус 4, литера А.