

2A, 50V - 1400V Surface Mount Rectifier

FEATURES

- AEC-Q101 qualified
- Glass passivated junction chip
- Ideal for automated placement
- Low forward voltage drop
- High surge current capability
- Compliant to RoHS Directive 2011/65/EU and in accordance to WEEE 2002/96/EC
- Halogen-free according to IEC 61249-2-21

APPLICATIONS

- Switching mode power supply (SMPS)
- Adapters
- Lighting application
- Converter

MECHANICAL DATA

- Case: DO-214AA (SMB)
- Molding compound meets UL 94V-0 flammability rating
- Terminal: Matte tin plated leads, solderable per J-STD-002
- Meet JESD 201 class 2 whisker test
- Polarity: As marked
- Weight: 0.09 g (approximately)

| KEY PARAMETERS | | |
|----------------|----------------|------|
| PARAMETER | VALUE | UNIT |
| $I_{F(AV)}$ | 2 | A |
| V_{RRM} | 50 - 1400 | V |
| I_{FSM} | 50 | A |
| T_{JMAX} | 150 | °C |
| Package | DO-214AA (SMB) | |
| Configuration | Single Die | |



DO-214AA (SMB)

| ABSOLUTE MAXIMUM RATINGS ($T_A = 25^\circ\text{C}$ unless otherwise noted) | | | | | | | | | | | |
|---|--------------|--------------|-----|-----|-----|-----|-----|------|------|------|------|
| PARAMETER | SYMBOL | S2A | S2B | S2D | S2G | S2J | S2K | S2M | S2Q | S2V | UNIT |
| Marking code on the device | | S2A | S2B | S2D | S2G | S2J | S2K | S2M | S2Q | S2V | |
| Repetitive peak reverse voltage | V_{RRM} | 50 | 100 | 200 | 400 | 600 | 800 | 1000 | 1200 | 1400 | V |
| Reverse voltage, total rms value | $V_{R(RMS)}$ | 30 | 70 | 140 | 280 | 420 | 560 | 700 | 840 | 980 | V |
| Maximum DC blocking voltage | V_{DC} | 50 | 100 | 200 | 400 | 600 | 800 | 1000 | 1200 | 1400 | V |
| Forward current | $I_{F(AV)}$ | 2 | | | | | | | | | A |
| Surge peak forward current, 8.3 ms single half sine-wave superimposed on rated load per diode | I_{FSM} | 50 | | | | | | | | | A |
| Junction temperature | T_J | - 55 to +150 | | | | | | | | | °C |
| Storage temperature | T_{STG} | - 55 to +150 | | | | | | | | | °C |

| THERMAL PERFORMANCE | | | |
|--|-----------------|-------------|-------------|
| PARAMETER | SYMBOL | TYP. | UNIT |
| Junction to Lead Thermal Resistance | $R_{\theta JL}$ | 16 | °C/W |
| Junction to Ambient Thermal Resistance | $R_{\theta JA}$ | 53 | °C/W |

| ELECTRICAL SPECIFICATIONS ($T_A = 25^\circ\text{C}$ unless otherwise noted) | | | | | |
|---|---|---------------|-------------|-------------|---------------|
| PARAMETER | CONDITIONS | SYMBOL | TYP. | MAX. | UNIT |
| Forward voltage per diode ⁽¹⁾ | $I_F = 2\text{A}, T_J = 25^\circ\text{C}$ | V_F | - | 1.15 | V |
| Reverse current @ rated V_R per diode ⁽²⁾ | $T_J = 25^\circ\text{C}$ | I_R | - | 1 | μA |
| | $T_J = 125^\circ\text{C}$ | | - | 125 | μA |
| Junction capacitance | 1 MHz, $V_R = 4.0\text{V}$ | C_J | 30 | - | pF |
| Reverse recovery time | $I_F = 0.5\text{A}, I_R = 1.0\text{A}$ $I_{RR} = 0.25\text{A}$ | t_{rr} | 1.5 | - | μs |

Notes:

1. Pulse test with $PW = 0.3\text{ ms}$
2. Pulse test with $PW = 30\text{ ms}$

| EXAMPLE P/N | | |
|----------------------|----------------|--------------------------|
| ORDERING CODE | PACKAGE | PACKING |
| S2AHR5G | SMB | 850 / 7" Plastic reel |
| S2AHR4G | SMB | 3,000 / 13" Paper reel |
| S2AHM4G | SMB | 3,000 / 13" Plastic reel |
| S2BHR5G | SMB | 850 / 7" Plastic reel |
| S2BHR4G | SMB | 3,000 / 13" Paper reel |
| S2BHM4G | SMB | 3,000 / 13" Plastic reel |
| S2DHR5G | SMB | 850 / 7" Plastic reel |
| S2DHR4G | SMB | 3,000 / 13" Paper reel |
| S2DHM4G | SMB | 3,000 / 13" Plastic reel |
| S2GHR5G | SMB | 850 / 7" Plastic reel |
| S2GHR4G | SMB | 3,000 / 13" Paper reel |
| S2GHM4G | SMB | 3,000 / 13" Plastic reel |
| S2JHR5G | SMB | 850 / 7" Plastic reel |
| S2JHR4G | SMB | 3,000 / 13" Paper reel |
| S2JHM4G | SMB | 3,000 / 13" Plastic reel |
| S2KHR5G | SMB | 850 / 7" Plastic reel |
| S2KHR4G | SMB | 3,000 / 13" Paper reel |
| S2KHM4G | SMB | 3,000 / 13" Plastic reel |
| S2MHR5G | SMB | 850 / 7" Plastic reel |
| S2MHR4G | SMB | 3,000 / 13" Paper reel |
| S2MHM4G | SMB | 3,000 / 13" Plastic reel |
| S2QHR5G | SMB | 850 / 7" Plastic reel |

| EXAMPLE P/N | | |
|----------------------|----------------|--------------------------|
| ORDERING CODE | PACKAGE | PACKING |
| S2QHR4G | SMB | 3,000 / 13" Paper reel |
| S2QHM4G | SMB | 3,000 / 13" Plastic reel |
| S2VHR5G | SMB | 850 / 7" Plastic reel |
| S2VHR4G | SMB | 3,000 / 13" Paper reel |
| S2VHM4G | SMB | 3,000 / 13" Plastic reel |
| S2AHR5 | SMB | 850 / 7" Plastic reel |
| S2AHR4 | SMB | 3,000 / 13" Paper reel |
| S2AHM4 | SMB | 3,000 / 13" Plastic reel |
| S2BHR5 | SMB | 850 / 7" Plastic reel |
| S2BHR4 | SMB | 3,000 / 13" Paper reel |
| S2BHM4 | SMB | 3,000 / 13" Plastic reel |
| S2DHR5 | SMB | 850 / 7" Plastic reel |
| S2DHR4 | SMB | 3,000 / 13" Paper reel |
| S2DHM4 | SMB | 3,000 / 13" Plastic reel |
| S2GHR5 | SMB | 850 / 7" Plastic reel |
| S2GHR4 | SMB | 3,000 / 13" Paper reel |
| S2GHM4 | SMB | 3,000 / 13" Plastic reel |
| S2JHR5 | SMB | 850 / 7" Plastic reel |
| S2JHR4 | SMB | 3,000 / 13" Paper reel |
| S2JHM4 | SMB | 3,000 / 13" Plastic reel |
| S2KHR5 | SMB | 850 / 7" Plastic reel |
| S2KHR4 | SMB | 3,000 / 13" Paper reel |
| S2KHM4 | SMB | 3,000 / 13" Plastic reel |
| S2MHR5 | SMB | 850 / 7" Plastic reel |
| S2MHR4 | SMB | 3,000 / 13" Paper reel |
| S2MHM4 | SMB | 3,000 / 13" Plastic reel |
| S2QHR5 | SMB | 850 / 7" Plastic reel |
| S2QHR4 | SMB | 3,000 / 13" Paper reel |
| S2QHM4 | SMB | 3,000 / 13" Plastic reel |
| S2VHR5 | SMB | 850 / 7" Plastic reel |
| S2VHR4 | SMB | 3,000 / 13" Paper reel |
| S2VHM4 | SMB | 3,000 / 13" Plastic reel |
| S2A R5G | SMB | 850 / 7" Plastic reel |
| S2A R4G | SMB | 3,000 / 13" Paper reel |
| S2A M4G | SMB | 3,000 / 13" Plastic reel |
| S2B R5G | SMB | 850 / 7" Plastic reel |
| S2B R4G | SMB | 3,000 / 13" Paper reel |
| S2B M4G | SMB | 3,000 / 13" Plastic reel |

| EXAMPLE P/N | | |
|----------------------|----------------|--------------------------|
| ORDERING CODE | PACKAGE | PACKING |
| S2D R5G | SMB | 850 / 7" Plastic reel |
| S2D R4G | SMB | 3,000 / 13" Paper reel |
| S2D M4G | SMB | 3,000 / 13" Plastic reel |
| S2G R5G | SMB | 850 / 7" Plastic reel |
| S2G R4G | SMB | 3,000 / 13" Paper reel |
| S2G M4G | SMB | 3,000 / 13" Plastic reel |
| S2J R5G | SMB | 850 / 7" Plastic reel |
| S2J R4G | SMB | 3,000 / 13" Paper reel |
| S2J M4G | SMB | 3,000 / 13" Plastic reel |
| S2K R5G | SMB | 850 / 7" Plastic reel |
| S2K R4G | SMB | 3,000 / 13" Paper reel |
| S2K M4G | SMB | 3,000 / 13" Plastic reel |
| S2M R5G | SMB | 850 / 7" Plastic reel |
| S2M R4G | SMB | 3,000 / 13" Paper reel |
| S2M M4G | SMB | 3,000 / 13" Plastic reel |
| S2Q R5G | SMB | 850 / 7" Plastic reel |
| S2Q R4G | SMB | 3,000 / 13" Paper reel |
| S2Q M4G | SMB | 3,000 / 13" Plastic reel |
| S2V R5G | SMB | 850 / 7" Plastic reel |
| S2V R4G | SMB | 3,000 / 13" Paper reel |
| S2V M4G | SMB | 3,000 / 13" Plastic reel |
| S2A R5 | SMB | 850 / 7" Plastic reel |
| S2A R4 | SMB | 3,000 / 13" Paper reel |
| S2A M4 | SMB | 3,000 / 13" Plastic reel |
| S2B R5 | SMB | 850 / 7" Plastic reel |
| S2B R4 | SMB | 3,000 / 13" Paper reel |
| S2B M4 | SMB | 3,000 / 13" Plastic reel |
| S2D R5 | SMB | 850 / 7" Plastic reel |
| S2D R4 | SMB | 3,000 / 13" Paper reel |
| S2D M4 | SMB | 3,000 / 13" Plastic reel |
| S2G R5 | SMB | 850 / 7" Plastic reel |
| S2G R4 | SMB | 3,000 / 13" Paper reel |
| S2G M4 | SMB | 3,000 / 13" Plastic reel |
| S2J R5 | SMB | 850 / 7" Plastic reel |
| S2J R4 | SMB | 3,000 / 13" Paper reel |
| S2J M4 | SMB | 3,000 / 13" Plastic reel |
| S2K R5 | SMB | 850 / 7" Plastic reel |
| S2K R4 | SMB | 3,000 / 13" Paper reel |

| EXAMPLE P/N | | |
|----------------------|----------------|--------------------------|
| ORDERING CODE | PACKAGE | PACKING |
| S2K M4 | SMB | 3,000 / 13" Plastic reel |
| S2M R5 | SMB | 850 / 7" Plastic reel |
| S2M R4 | SMB | 3,000 / 13" Paper reel |
| S2M M4 | SMB | 3,000 / 13" Plastic reel |
| S2Q R5 | SMB | 850 / 7" Plastic reel |
| S2Q R4 | SMB | 3,000 / 13" Paper reel |
| S2Q M4 | SMB | 3,000 / 13" Plastic reel |
| S2V R5 | SMB | 850 / 7" Plastic reel |
| S2V R4 | SMB | 3,000 / 13" Paper reel |
| S2V M4 | SMB | 3,000 / 13" Plastic reel |

CHARACTERISTICS CURVES

($T_A = 25^\circ\text{C}$ unless otherwise noted)

Fig.1 Forward Current Derating Curve

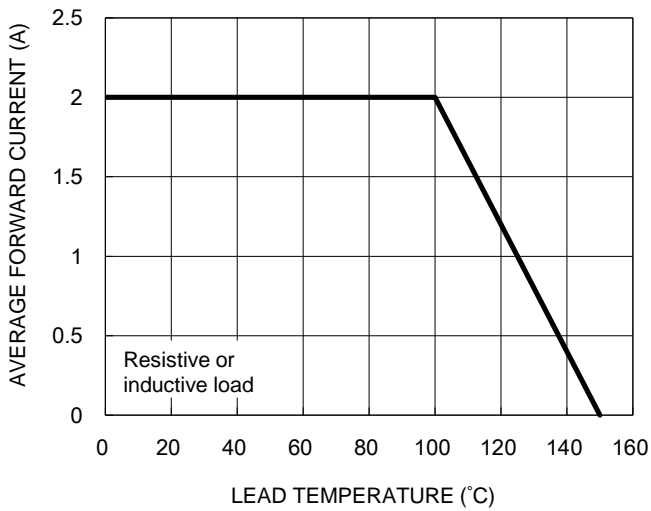


Fig.2 Typical Junction Capacitance

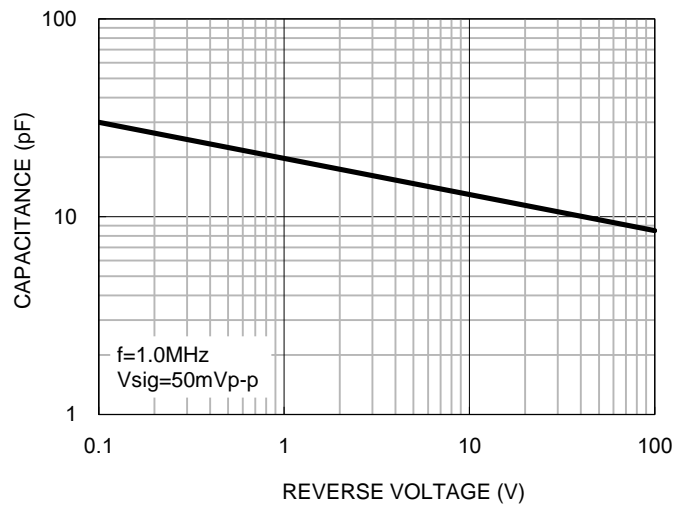


Fig.3 Typical Reverse Characteristics

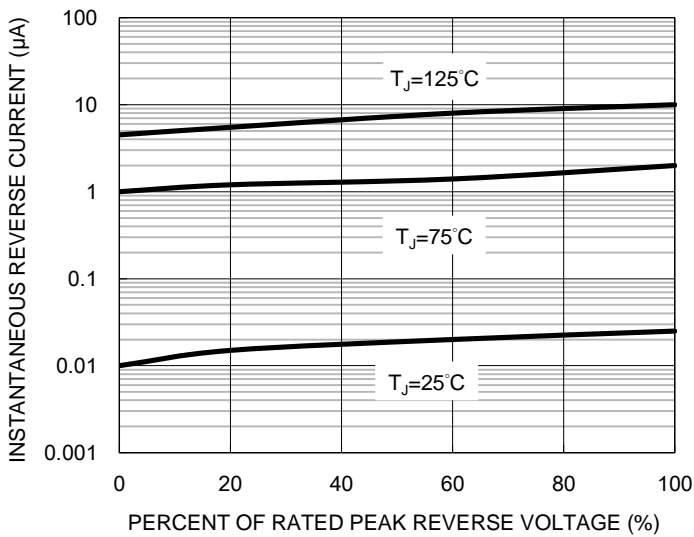
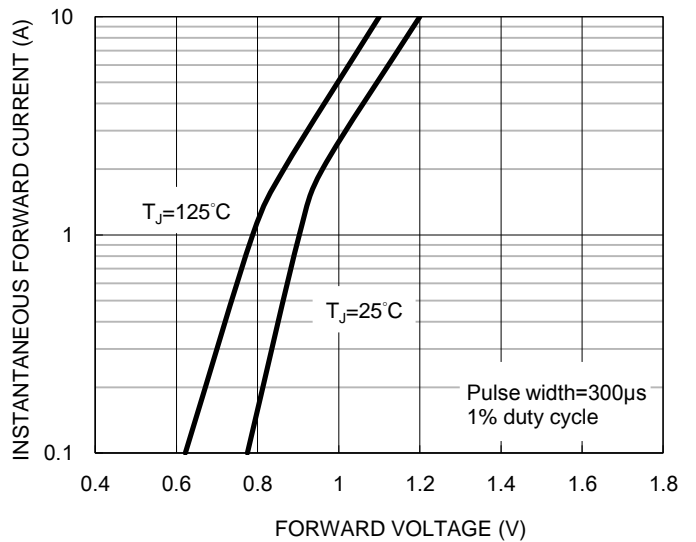


Fig.4 Typical Forward Characteristics



CHARACTERISTICS CURVES

($T_A = 25^\circ\text{C}$ unless otherwise noted)

Fig.5 Maximum Non-repetitive Forward Surge Current

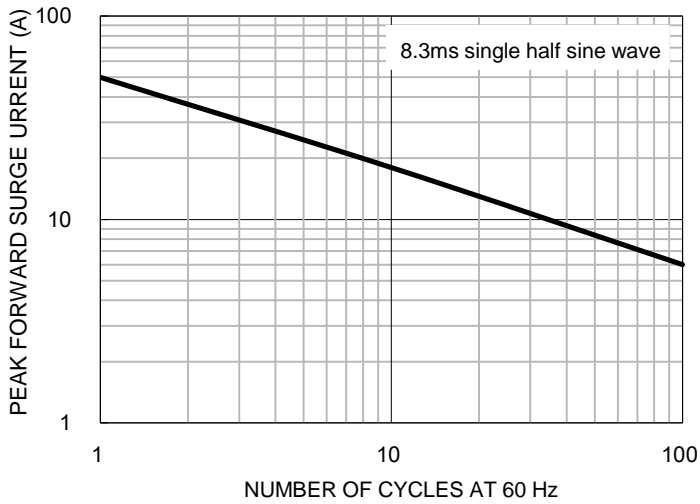
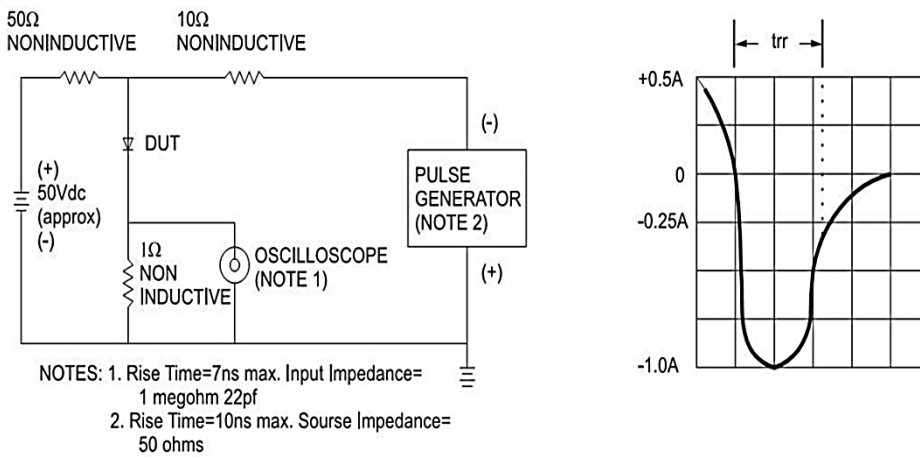
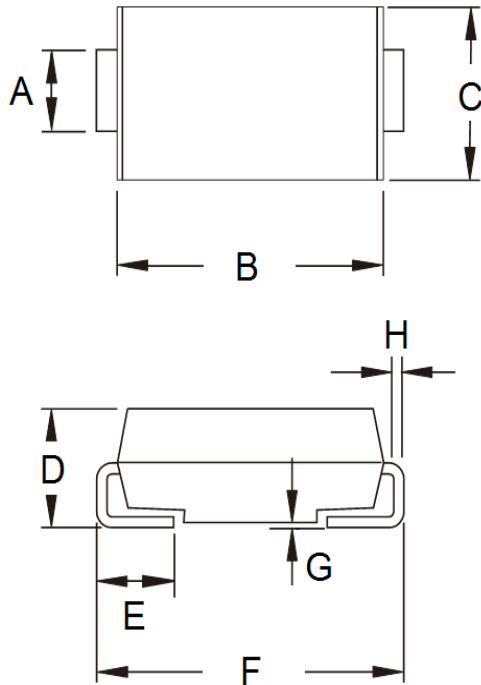


Fig.6 Reverse Recovery Time Characteristic And Test Circuit Diagram



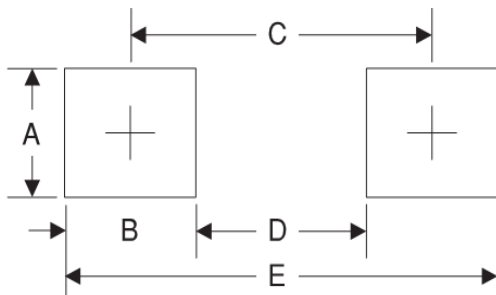
PACKAGE OUTLINE DIMENSIONS

DO-214AA (SMB)



| DIM. | Unit (mm) | | Unit (inch) | |
|------|-----------|------|-------------|-------|
| | Min | Max | Min | Max |
| A | 1.95 | 2.20 | 0.077 | 0.087 |
| B | 4.05 | 4.60 | 0.159 | 0.181 |
| C | 3.30 | 3.95 | 0.130 | 0.156 |
| D | 1.95 | 2.65 | 0.077 | 0.104 |
| E | 0.75 | 1.60 | 0.030 | 0.063 |
| F | 5.10 | 5.60 | 0.201 | 0.220 |
| G | 0.05 | 0.20 | 0.002 | 0.008 |
| H | 0.15 | 0.31 | 0.006 | 0.012 |

SUGGESTED PAD LAYOUT



| Symbol | Unit (mm) | Unit (inch) |
|--------|-----------|-------------|
| A | 2.3 | 0.091 |
| B | 2.5 | 0.098 |
| C | 4.3 | 0.169 |
| D | 1.8 | 0.071 |
| E | 6.8 | 0.268 |

MARKING DIAGRAM



P/N = Marking Code
G = Green Compound
YW = Date Code
F = Factory Code

Notice

Specifications of the products displayed herein are subject to change without notice. TSC or anyone on its behalf, assumes no responsibility or liability for any errors or inaccuracies.

Information contained herein is intended to provide a product description only. No license, express or implied, to any intellectual property rights is granted by this document. Except as provided in TSC's terms and conditions of sale for such products, TSC assumes no liability whatsoever, and disclaims any express or implied warranty, relating to sale and/or use of TSC products including liability or warranties relating to fitness for a particular purpose, merchantability, or infringement of any patent, copyright, or other intellectual property right.

The products shown herein are not designed for use in medical, life-saving, or life-sustaining applications. Customers using or selling these products for use in such applications do so at their own risk and agree to fully indemnify TSC for any damages resulting from such improper use or sale.



Компания «ЭлектроПласт» предлагает заключение долгосрочных отношений при поставках импортных электронных компонентов на взаимовыгодных условиях!

Наши преимущества:

- Оперативные поставки широкого спектра электронных компонентов отечественного и импортного производства напрямую от производителей и с крупнейших мировых складов;
- Поставка более 17-ти миллионов наименований электронных компонентов;
- Поставка сложных, дефицитных, либо снятых с производства позиций;
- Оперативные сроки поставки под заказ (от 5 рабочих дней);
- Экспресс доставка в любую точку России;
- Техническая поддержка проекта, помощь в подборе аналогов, поставка прототипов;
- Система менеджмента качества сертифицирована по Международному стандарту ISO 9001;
- Лицензия ФСБ на осуществление работ с использованием сведений, составляющих государственную тайну;
- Поставка специализированных компонентов (Xilinx, Altera, Analog Devices, Intersil, Interpoint, Microsemi, Aeroflex, Peregrine, Syfer, Eurofarad, Texas Instrument, Miteq, Cobham, E2V, MA-COM, Hittite, Mini-Circuits, General Dynamics и др.);

Помимо этого, одним из направлений компании «ЭлектроПласт» является направление «Источники питания». Мы предлагаем Вам помощь Конструкторского отдела:

- Подбор оптимального решения, техническое обоснование при выборе компонента;
- Подбор аналогов;
- Консультации по применению компонента;
- Поставка образцов и прототипов;
- Техническая поддержка проекта;
- Защита от снятия компонента с производства.



Как с нами связаться

Телефон: 8 (812) 309 58 32 (многоканальный)

Факс: 8 (812) 320-02-42

Электронная почта: org@eplast1.ru

Адрес: 198099, г. Санкт-Петербург, ул. Калинина, дом 2, корпус 4, литера А.