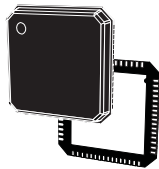



## AM/FM/HD-Radio™/DAB submicron technology automotive receiver


**VFQFPN64 (9 x 9 x 1.0 mm)**

### Features

- AEC-Q100 qualified 
- Dual AM/FM reception with digital IF processing
- Digital radio support for dual-channel HD-Radio™ and DAB/DRM reception through external coprocessor
- Integrated phase antenna diversity processing
- Fully integrated dual VCO for world tuning
- High performance PLLs for fast RDS system
- Integrated IF-filters with high selectivity, dynamic range and adaptive bandwidth control
- Drift-free and alignment-free digital IF-signal processing with high performance and flexibility
- Integrated RF switch matrix in FM
- RDS demodulation with group and block synchronization
- Filtered MPX for VICS applications
- High performance stereo decoder with noise-blanker
- Analog DAC stereo output and I<sup>2</sup>S digital output
- I<sup>2</sup>S, JESD204B, LVDS, high-speed digital I/Q base-band interface
- I<sup>2</sup>C/SPI bus-controlled
- Single 3.3 V external supply

#### Product status link

[TDA7707](#)

#### Product summary

Order code	Package	Packing
TDA7707	VFQFPN64 (9 x 9 x 1 mm)	Tray
TDA7707EB		Tape & Reel
TDA7707TR		
TDA7707EBTR		

### Description

The **TDA7707** is a single chip fully-CMOS quad-band, dual-channel tuner aimed at receivers for analog and digital terrestrial radio broadcasting.

When paired to STMicroelectronics's STA680 or STA660 digital decoder ICs, the TDA7707 constitutes a complete optimized RF and baseband AM/FM/HD/DAB/DRM solution for automotive grade receivers and other applications.

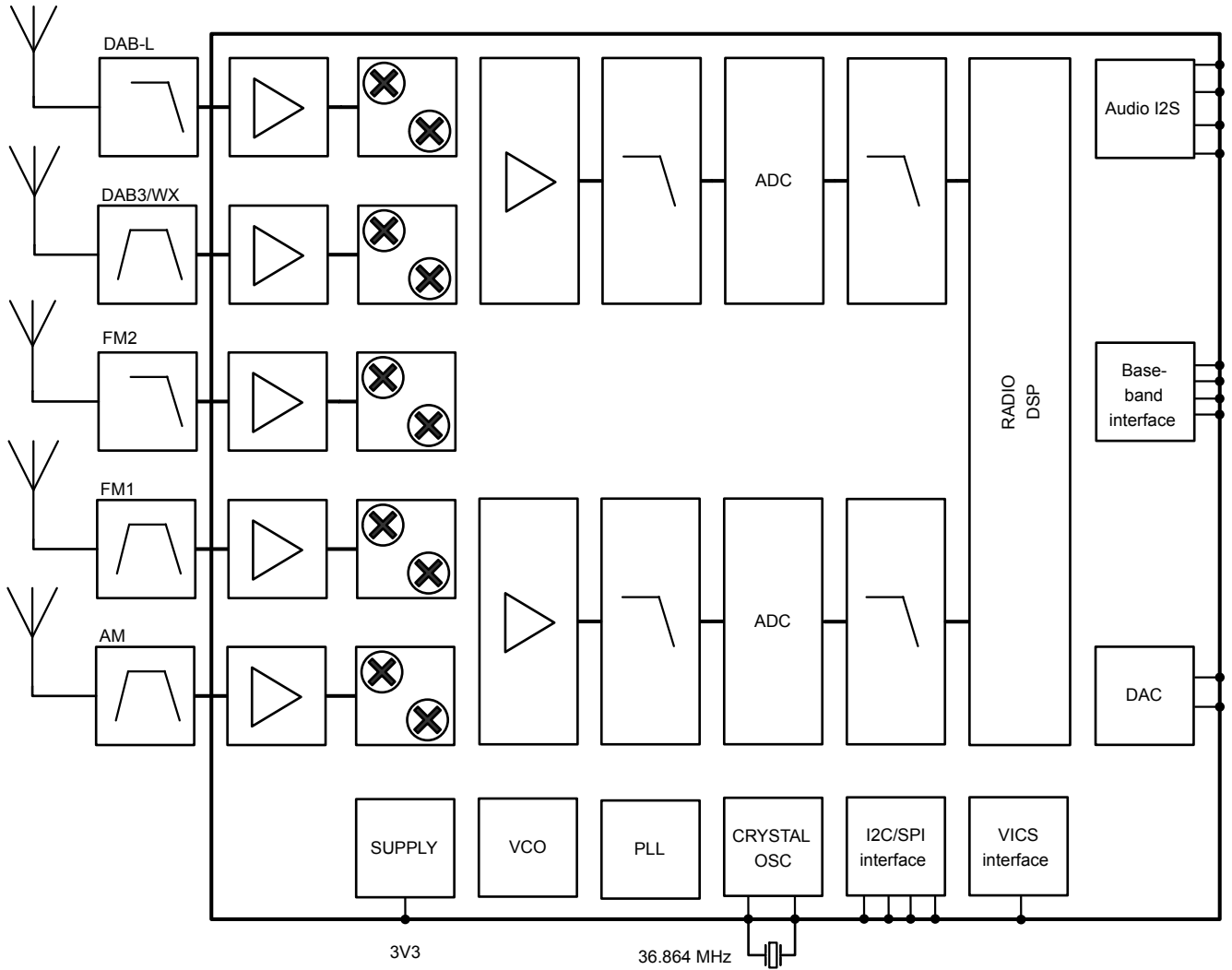
The TDA7707 combines state-of-art performance with minimum external component count, making it therefore ideal for integration into car radios and other AM/FM/HD/DAB/DRM devices with challenging performance, quality, reliability and, last but not least, cost requirements.

Combining TDA7707 with either STA680 or STA660 results in a complete, multi-standard receiver solution, with low bill of material, high performance and real automotive grade quality and reliability.

Two device versions are available, differing only by the ROM content: the TDA7707EB requires a small FW code to be downloaded for booting the IC, thus making it especially suited to systems whose microcontroller has limited code storage capability.

# 1 Block diagram

Figure 1. Block diagram



## 2 Electrical specification

### 2.1 Absolute maximum ratings

**Table 1. Absolute maximum ratings**

Symbol	Parameter	Test condition	Min	Typ	Max	Units
V <sub>CC</sub>	Abs. supply voltage	-	-0.5	-	3.6	V
T <sub>stg</sub>	Storage temperature	-	-55	-	150	°C
V <sub>ESD</sub>	ESD absolute minimum withstand voltage	Human Body model	> ±2000  <sup>(1)</sup>			V
		Charged device model	> ±500  <sup>(2)</sup>			
		Charged device model, corner pins	> ±750			
-	Max. input current at any pin (latch-up characteristic)	I <sub>INMAX</sub>	±100			mA

1. |±1000| on AM\_IN pin

2. |±400| on AM\_IN pin

### 2.2 Thermal data

**Table 2. Thermal data**

Symbol	Parameter	Test Condition	Value	Units
R <sub>th j-amb</sub>	Thermal Resistance junction-to-ambient	Multilayer 2s2p as per JEDEC JESD51-7	27	°C / W
		Thermally optimized multilayer 2s2p board	22	

### 2.3 General key parameters

**Table 3. General key parameters**

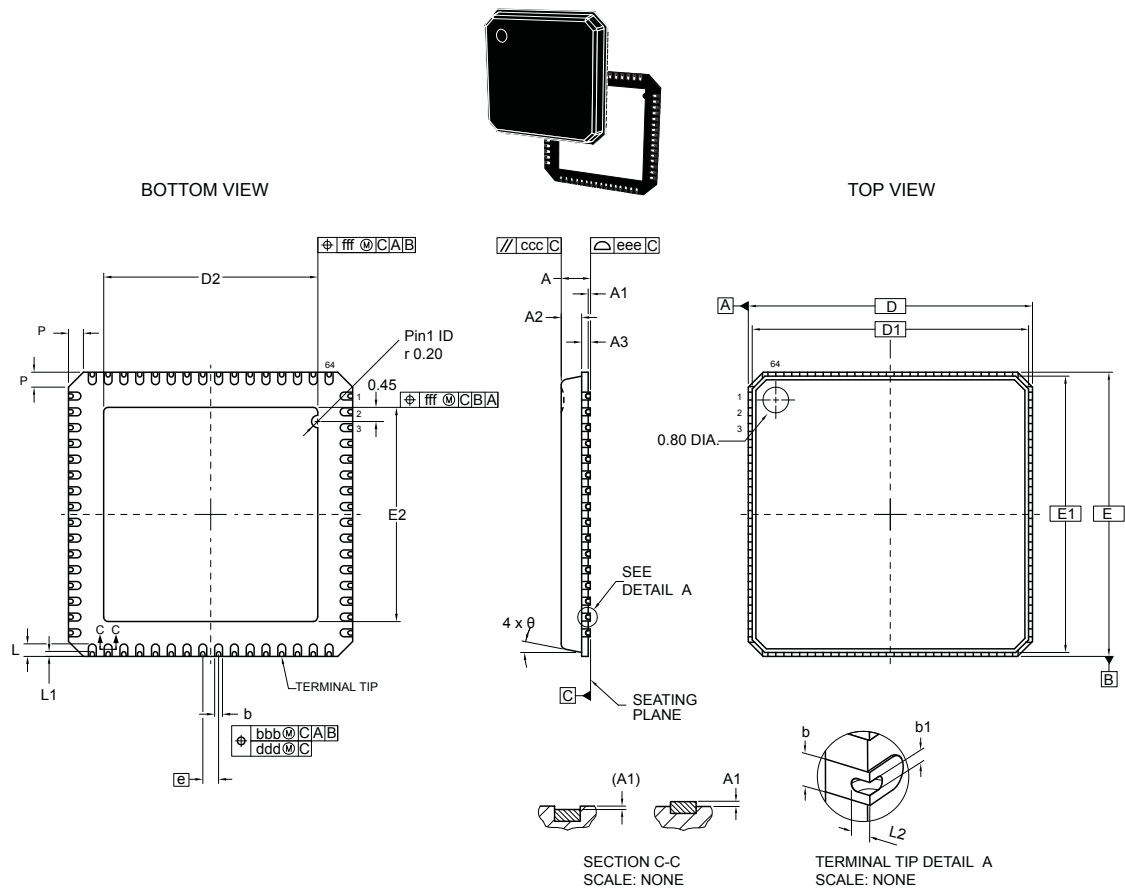
Symbol	Parameter	Test Condition	Min	Typ	Max	Units
V <sub>CC</sub>	3.3 V supply voltage		3.15	3.3	3.45	V
I <sub>CC</sub>	Supply current	Two active RF channels, V <sub>CC</sub> = 3.45 V	-	-	519	mA
		Two active RF channels, JESD204b interface activated (10 pF load), V <sub>CC</sub> = 3.45 V	-	-	600	
T <sub>amb</sub>	Ambient Temperature Range	-	-40	-	85	°C
T <sub>j_oper</sub>	Operative Junction Temp	-	-	-	125	°C
P <sub>diss</sub>	Dissipated power	Two active RF channels, R <sub>ext</sub> = 9 Ohm, I2S baseband interface activated	-	-	1.5	W
		Two active RF channels, R <sub>ext</sub> = 7.5 Ohm, JESD204b interface activated	-	-	1.7	

### 3 Package information

In order to meet environmental requirements, ST offers these devices in different grades of **ECOPACK** packages, depending on their level of environmental compliance. ECOPACK specifications, grade definitions and product status are available at: [www.st.com](http://www.st.com). ECOPACK is an ST trademark.

#### 3.1 VFQFPN-64 (9x9x1.0mm) package information

Figure 2. VFQFPN-64 (9x9x1.0 mm) package outline



8511068\_B\_A02G

GAPGPS03460

Table 4. VFQFPN-64 (9x9x1.0 mm) package mechanical data

Ref.	Dimensions in mm		
	Min.	Typ.	Max.
Ø	-	-	14
A	-	-	1.0
A1	0.00	-	0.05
A2	0.55	-	0.80
A3	0.20 REF		
b <sup>(1)</sup>	0.18	0.25	0.30

Ref.	Dimensions in mm		
	Min.	Typ.	Max.
b1	-	0.15	-
D	9.00 BSC		
D1 <sup>(2)</sup>	8.75 BSC		
D2	-	6.70	-
e	0.50 BSC		
E	9.00 BSC		
E1 <sup>(2)</sup>	8.75 BSC		
E2	-	6.70	-
L	0.30	-	0.50
L1	0.15 REF		
L2	-	0.10	-
P	-	-	0.60
<b>Tolerance of form and position</b>			
aaa	0.15		
bbb	0.10		
ccc	0.10		
ddd	0.05		
eee	0.08		
fff	0.10		

1. Maximum allowable burr is 0.076 mm in all directions.

2. D1 and E1 are Maximum plastic body size dimensions including mold mismatch. Dimensions D1 and E1 do not include mold flash or protrusions. Allowable mold flash or protrusions is "0.25 mm (0.0098 inch)" per side.

**Note:** The package is compliant to IPC/JEDEC J-STD-020D June 2007 standard Moisture/Reflow Sensitivity Classification for Nonhermetic Solid State Surface Mount Devices, MSL Level 3.

## Revision history

**Table 5. Document revision history**

Date	Version	Changes
16-Dec-2014	1	Initial release.
04-Jun-2018	2	Fully revised.
25-Nov-2019	3	Updated <a href="#">Figure 1. Block diagram.</a>

**IMPORTANT NOTICE – PLEASE READ CAREFULLY**

STMicroelectronics NV and its subsidiaries (“ST”) reserve the right to make changes, corrections, enhancements, modifications, and improvements to ST products and/or to this document at any time without notice. Purchasers should obtain the latest relevant information on ST products before placing orders. ST products are sold pursuant to ST’s terms and conditions of sale in place at the time of order acknowledgement.

Purchasers are solely responsible for the choice, selection, and use of ST products and ST assumes no liability for application assistance or the design of Purchasers’ products.

No license, express or implied, to any intellectual property right is granted by ST herein.

Resale of ST products with provisions different from the information set forth herein shall void any warranty granted by ST for such product.

ST and the ST logo are trademarks of ST. For additional information about ST trademarks, please refer to [www.st.com/trademarks](http://www.st.com/trademarks). All other product or service names are the property of their respective owners.

Information in this document supersedes and replaces information previously supplied in any prior versions of this document.

© 2019 STMicroelectronics – All rights reserved



Компания «ЭлектроПласт» предлагает заключение долгосрочных отношений при поставках импортных электронных компонентов на взаимовыгодных условиях!

Наши преимущества:

- Оперативные поставки широкого спектра электронных компонентов отечественного и импортного производства напрямую от производителей и с крупнейших мировых складов;
- Поставка более 17-ти миллионов наименований электронных компонентов;
- Поставка сложных, дефицитных, либо снятых с производства позиций;
- Оперативные сроки поставки под заказ (от 5 рабочих дней);
- Экспресс доставка в любую точку России;
- Техническая поддержка проекта, помощь в подборе аналогов, поставка прототипов;
- Система менеджмента качества сертифицирована по Международному стандарту ISO 9001;
- Лицензия ФСБ на осуществление работ с использованием сведений, составляющих государственную тайну;
- Поставка специализированных компонентов (Xilinx, Altera, Analog Devices, Intersil, Interpoint, Microsemi, Aeroflex, Peregrine, Syfer, Eurofarad, Texas Instrument, Miteq, Cobham, E2V, MA-COM, Hittite, Mini-Circuits, General Dynamics и др.);

Помимо этого, одним из направлений компании «ЭлектроПласт» является направление «Источники питания». Мы предлагаем Вам помощь Конструкторского отдела:

- Подбор оптимального решения, техническое обоснование при выборе компонента;
- Подбор аналогов;
- Консультации по применению компонента;
- Поставка образцов и прототипов;
- Техническая поддержка проекта;
- Защита от снятия компонента с производства.



#### Как с нами связаться

**Телефон:** 8 (812) 309 58 32 (многоканальный)

**Факс:** 8 (812) 320-02-42

**Электронная почта:** [org@eplast1.ru](mailto:org@eplast1.ru)

**Адрес:** 198099, г. Санкт-Петербург, ул. Калинина, дом 2, корпус 4, литера А.