

10091836 - X0J - XXXLF

4-COLUMN DIFFERENTIAL SIGNAL

LEAD-FREE DESIGNATION ONLY WITH APPLICABLE PLATING CODES

LETTER	PERFORMANCE-BASED PLATING (SEE NOTE 2)	
	TARGET APPLICATION	LEAD FREE (LF)
B	TELCORDIA CO	NO
C	TELCORDIA UE	NO
D	TELCORDIA CO	YES
E	TELCORDIA UE	YES

NUMBER	PIN STYLE, HEIGHT
0	STANDARD GUIDE PIN MACHINED, 31.6mm
4	STANDARD GUIDE PIN MACHINED, 25.7mm

MODULE DESCRIPTION	LETTER DESIGNATION REPRESENTED IN DASH NUMBER										BASE MODULE
LEFT POLARIZING GUIDANCE MODULE (SEE SHEET 3)	J	A	B	C	D	E	F	G	H		
RIGHT POLARIZING GUIDANCE MODULE (SEE SHEET 4)	Y	P	Q	R	S	T	U	V	W		
OPEN MODULE (TWO WALL) (SEE SHEET 2)	0 (ZERO)										
LEFT WALL MODULE (SEE SHEET 5)	L										
RIGHT WALL MODULE (SEE SHEET 6)	M										
FOUR WALL MODULE (SEE SHEET 7)	1										

NUMBER	CONTACT MATING WIPE LENGTH		COMPLIANT PIN DRILL SIZE
	SIGNAL	WIDE GROUND	
1	2	4	Ø0.55 [0.0217"]
2	3	4	Ø0.55 [0.0217"]
3	2	4	Ø0.45 [0.0177"]
4	3	4	Ø0.45 [0.0177"]
5	2	3	Ø0.55 [0.0217"]
6	3	3	Ø0.55 [0.0217"]
7	2	3	Ø0.45 [0.0177"]
8	3	3	Ø0.45 [0.0177"]

	GROUNDED	UNGROUNDED
FINISHED	Ø2.35-2.55	Ø2.35-2.55
PAD	Ø5.50	N/A
PLATED	YES	NO
DRILL (mm/in)	2.58 / .1015	2.44 / .096

SCREW P/N	DESCRIPTION	BOARD THICKNESS
10091790-002LF	#2-56 X .375" PHILLIPS PANHEAD W/SQ CONICAL WASHER	1.60 - 5.00
10091790-003LF	#2-56 X .500" PHILLIPS PANHEAD W/SQ CONICAL WASHER	5.00 - 10.00

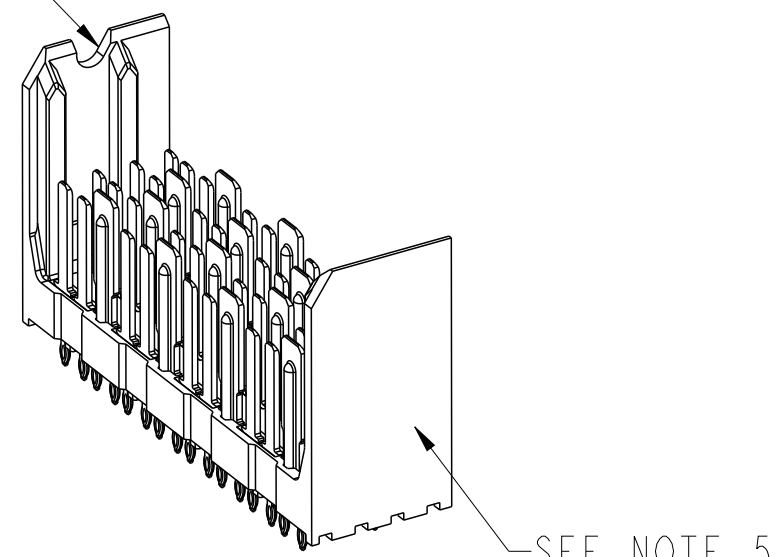
spec ref	SEE NOTES	dr	Jim Swain	2010/04/13	projection	MM	size	A2	scale	4:1	
tolerance std	TOLERANCES UNLESS OTHERWISE SPECIFIED	eng	Michael Song	2016/06/06		←→	ecn no	ELX-DG-24191-1			
ASME Y14.5		chr	Heaven Cen	2016/06/08			rel level	Released			
surface	linear	appr	Pai-Ming Zheng	2016/06/15	product family		cat. no.	10091836	sheet 1 of 8	rev	G
ASME Y14.5	angular						Product - Customer Drw				

Amphenol FCI

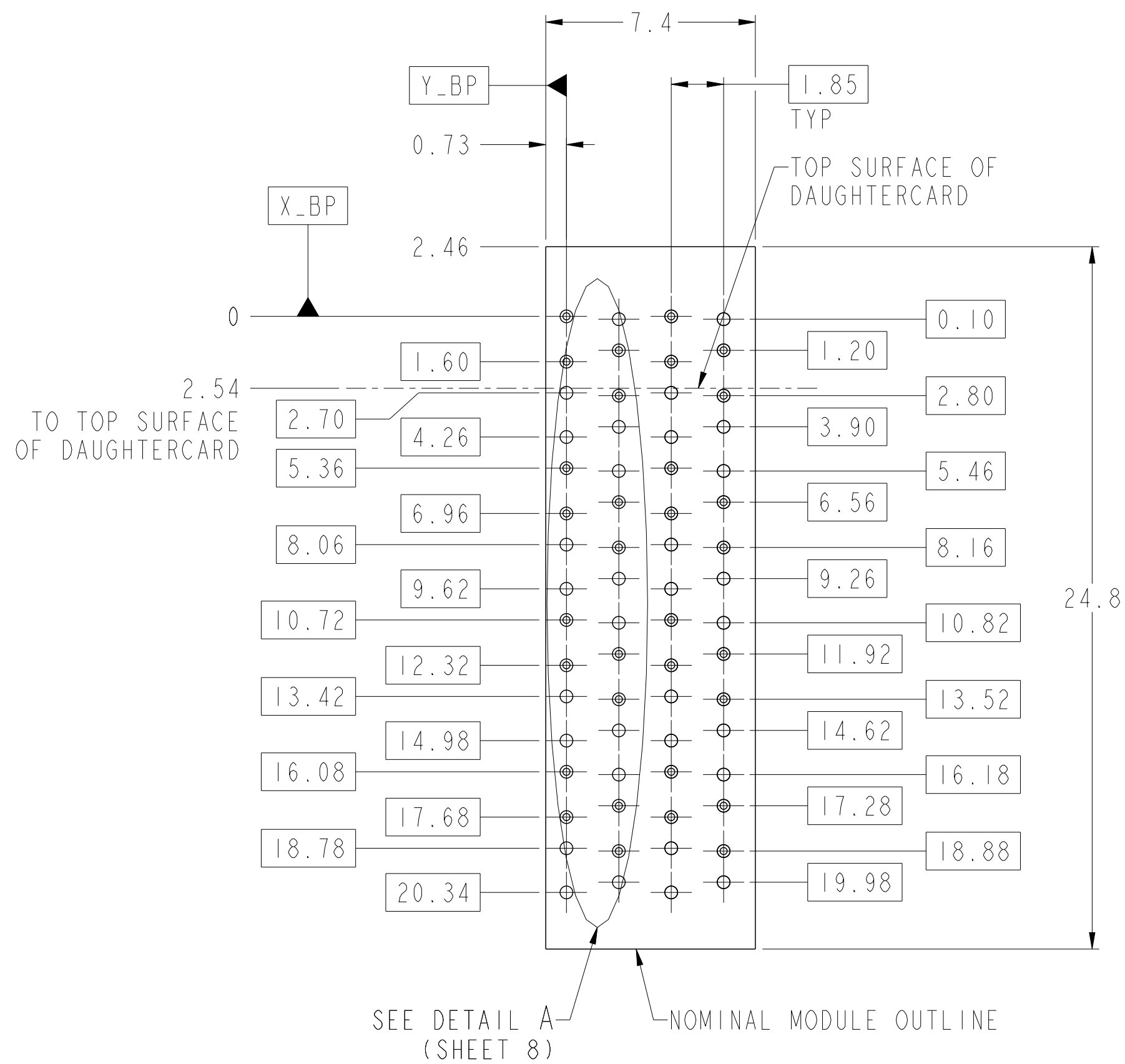
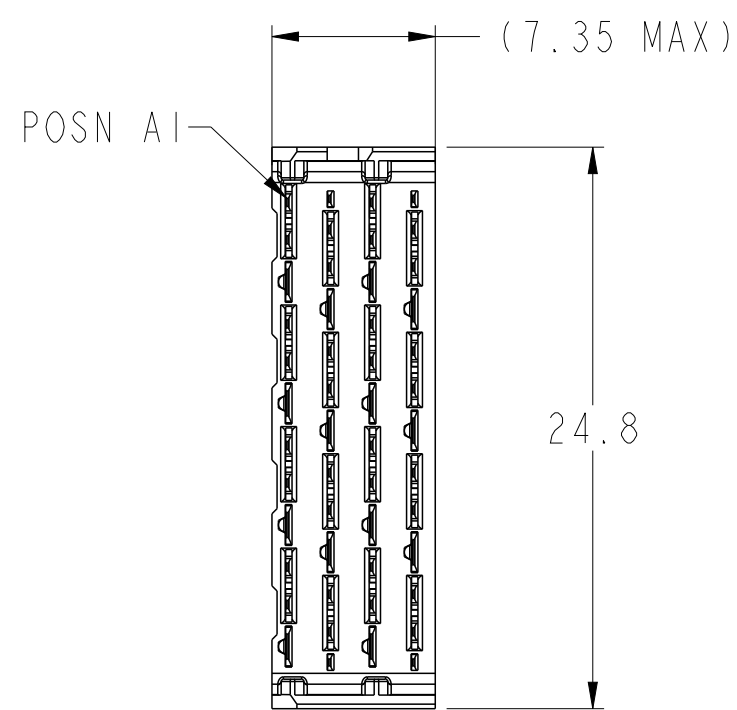
© 2016 AFCI

OPEN (2-WALL) MODULE

SEE NOTE 8



SEE NOTE 5

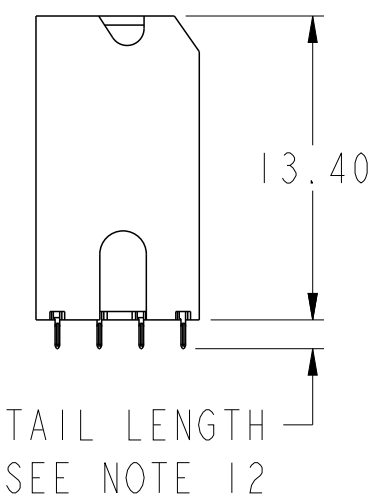
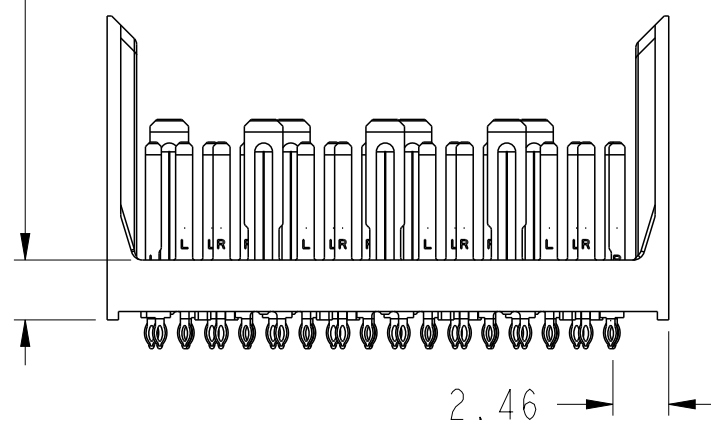
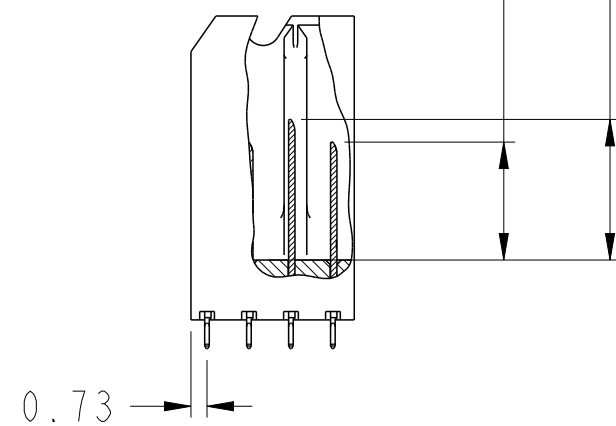


SEE DETAIL A (SHEET 8)

PCB HOLE PATTERN
COMPONENT SIDE
SCALE 6:1

- 6.2 (4MM WIPE WIDE GROUNDS)
- 5.2 (3MM WIPE WIDE GROUNDS)
- 5.2 (3MM SMALL END GROUNDS)
- 5.2 (3MM WIPE SIGNALS)
- 4.2 (2MM WIPE SIGNALS)
- SEE P/N TREE

2.64±0.10 FROM STANDOFF
SURFACE TO MATING SURFACE



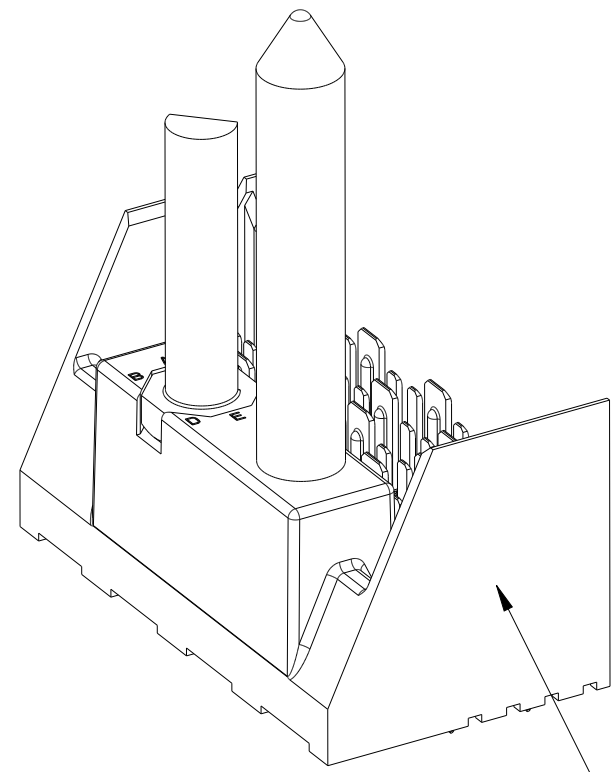
spec ref	SEE NOTES	dr	Jim Swain	2010/04/13	projection	MM	size	A2	scale	4:1
tolerance std	TOLERANCES UNLESS OTHERWISE SPECIFIED	eng	Michael Song	2016/06/06			ecn no	ELX-DG-24191-1	rel level	Released
ASME Y14.5		chr	Heaven Cen	2016/06/08						
surface	linear	0.X	±0.2		MODULE ASSEMBLY VERTICAL HEADER, 4-COLUMN, 4-PAIR	cat. no.	Product - Customer Drw	sheet 2 of 8	rev G	
		0.XX	±0.10							
		0.XXX	±0.050							
ASME Y14.5	angular	0°	±°							

PDS: Rev :G

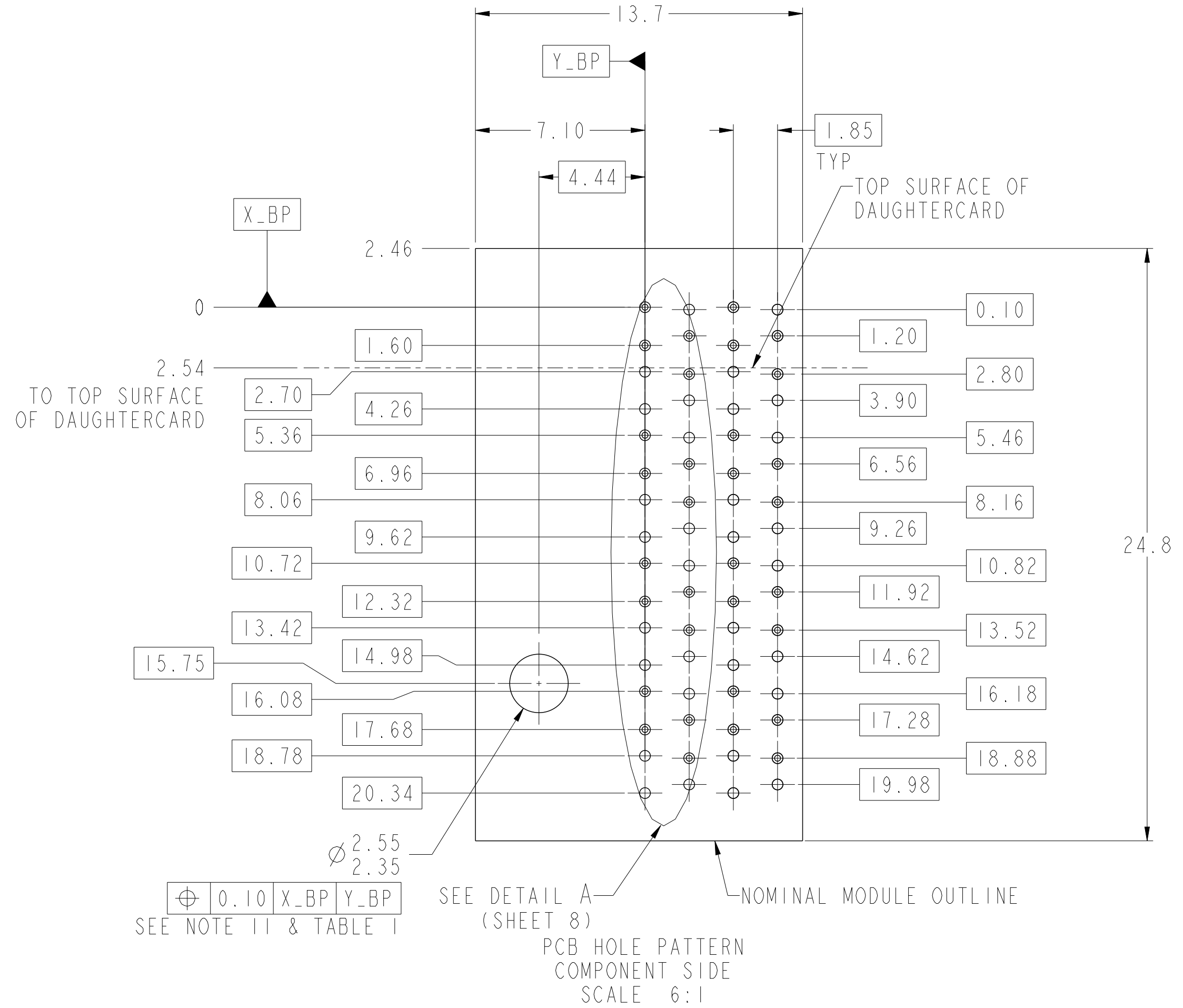
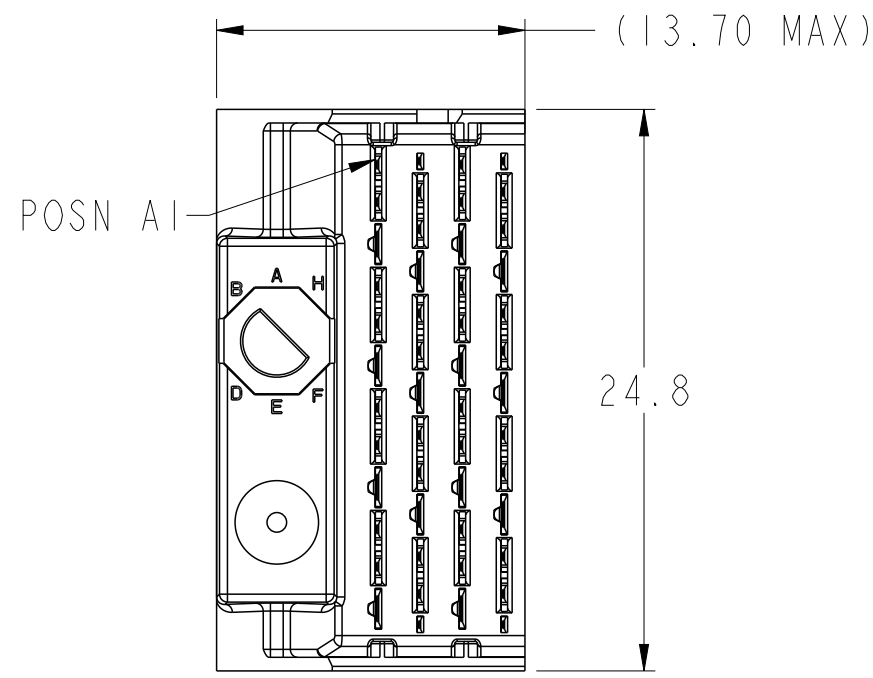
STATUS:Released

Printed: Jun 15, 2016

LEFT POLARIZING/GUIDE MODULE



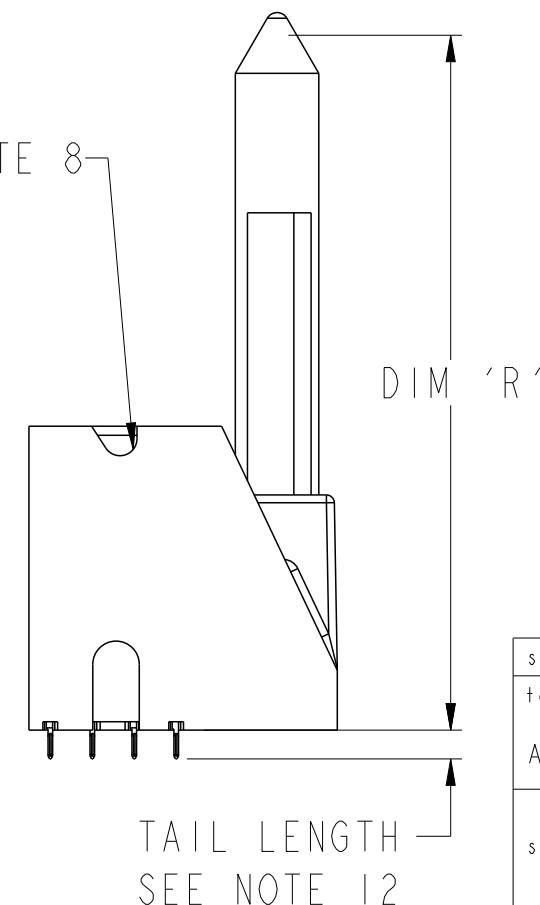
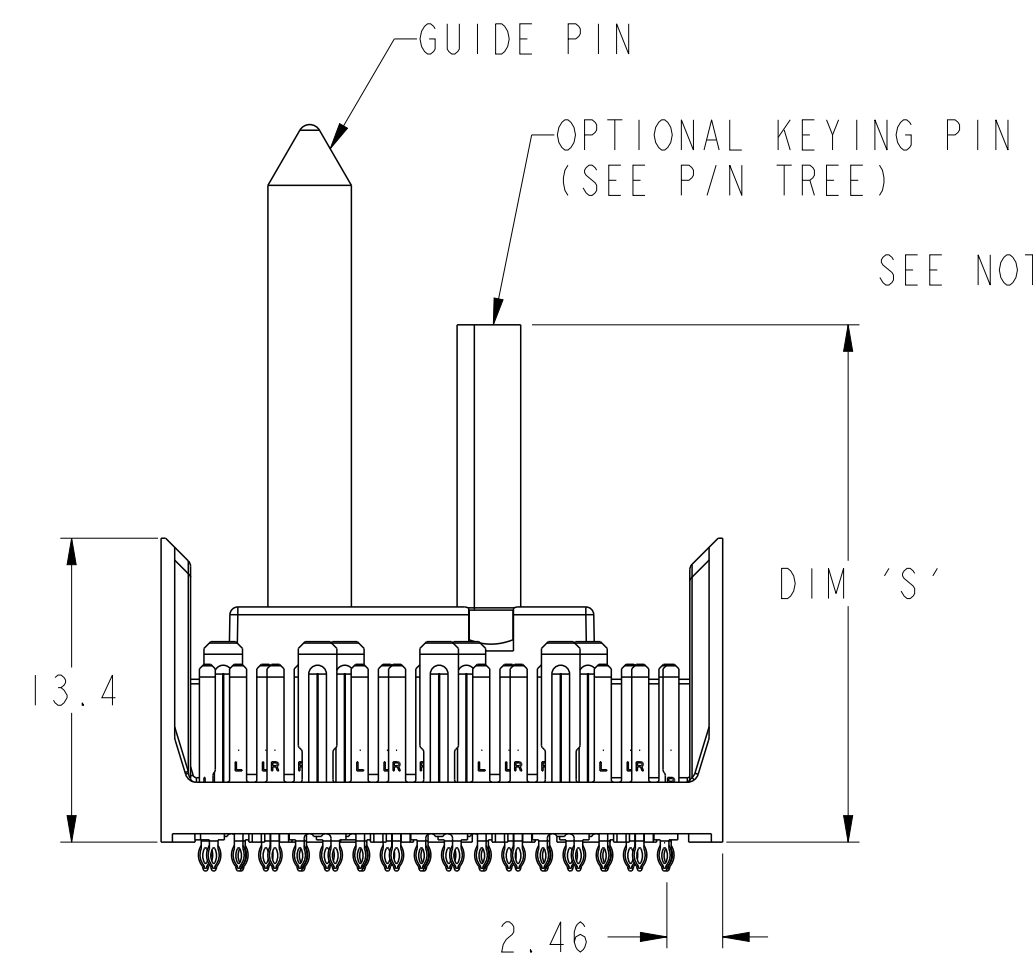
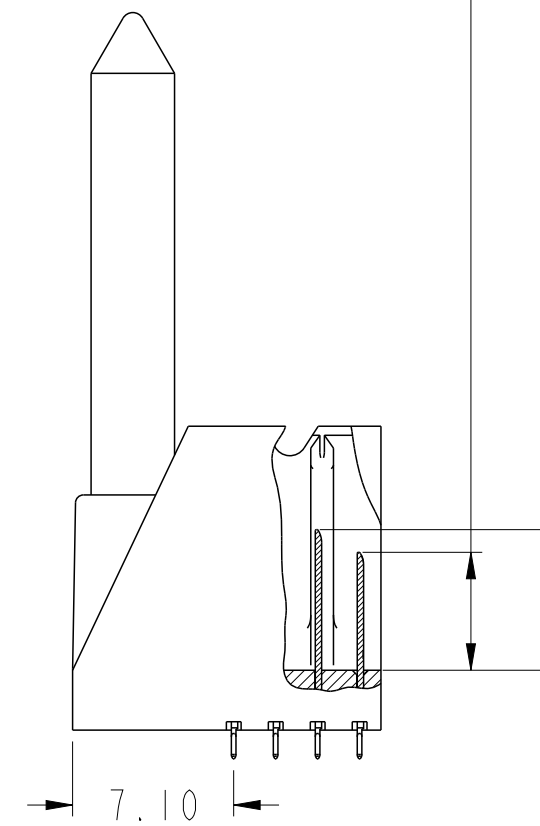
SEE NOTE 5



\varnothing 0.10	X_BP	Y_BP
--------------------	------	------

SEE NOTE 11 & TABLE 1

- 6.2 (4MM WIPE WIDE GROUNDS)
 - 5.2 (3MM WIPE WIDE GROUNDS)
 - 5.2 (3MM SMALL END GROUNDS)
 - 5.2 (3MM WIPE SIGNALS)
 - 4.2 (2MM WIPE SIGNALS)
- SEE P/N TREE



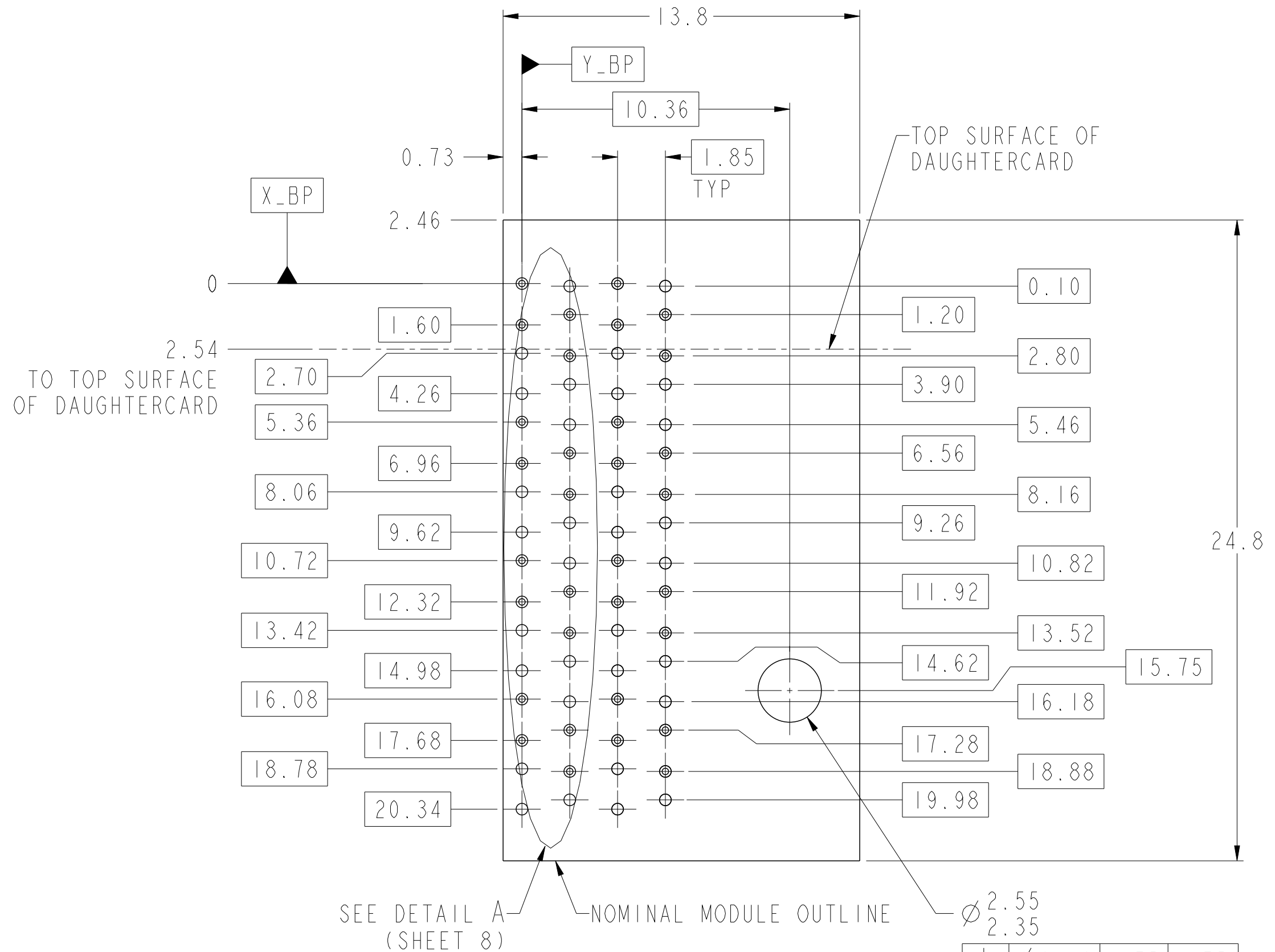
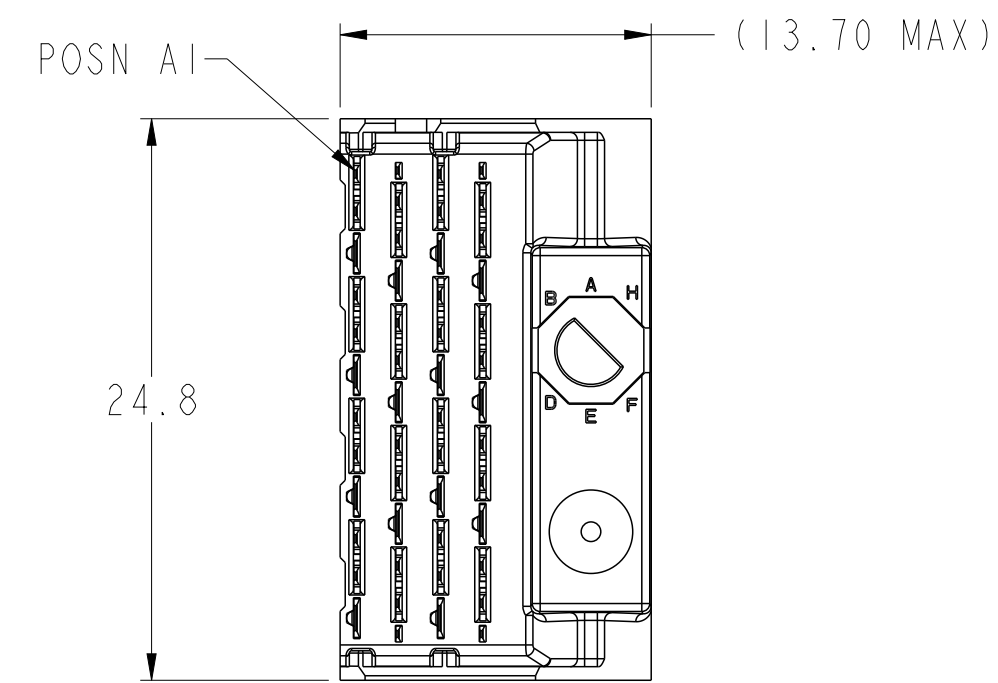
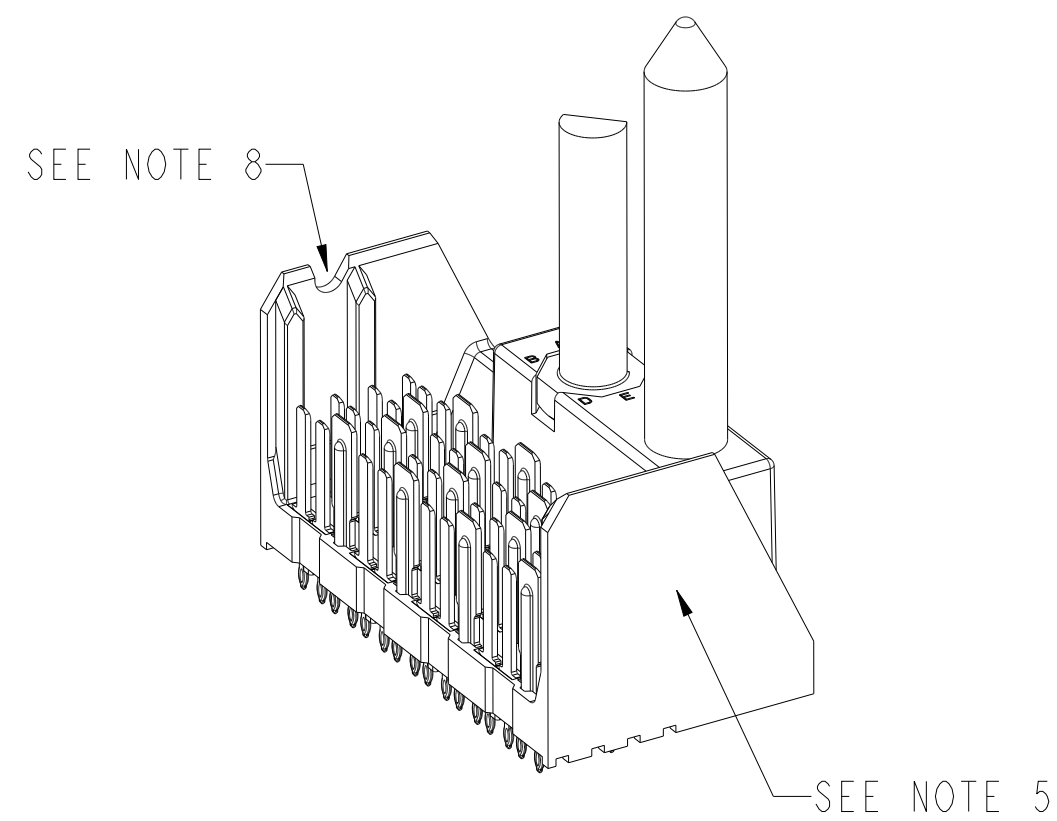
ASSEMBLY BASE CONFIGURATION END DASH NO.	GUIDE PIN	POLARIZING KEY
	DIM 'R'	DIM 'S'
-X0X	31.6mm	22.8mm
-X4X	25.7mm	20.0mm

spec ref	SEE NOTES	dr	Jim Swain	2010/04/13	projection	MM	size	A2	scale	3:1
tolerance std	TOLERANCES UNLESS OTHERWISE SPECIFIED	eng	Michael Song	2016/06/06			ecn no	ELX-DG-24191-1	rel level	Released
ASME Y14.5		chr	Heaven Cen	2016/06/08						
surface	linear	0.X	±0.2		MODULE ASSEMBLY VERTICAL HEADER, 4-COLUMN, 4-PAIR	cat. no. SEE P/N TREE	Product - Customer Drw	sheet 3 of 8	rev G	
		0.XX	±0.10							
ASME Y14.5	angular	0.XXX	±0.050							0°

Amphenol FCI

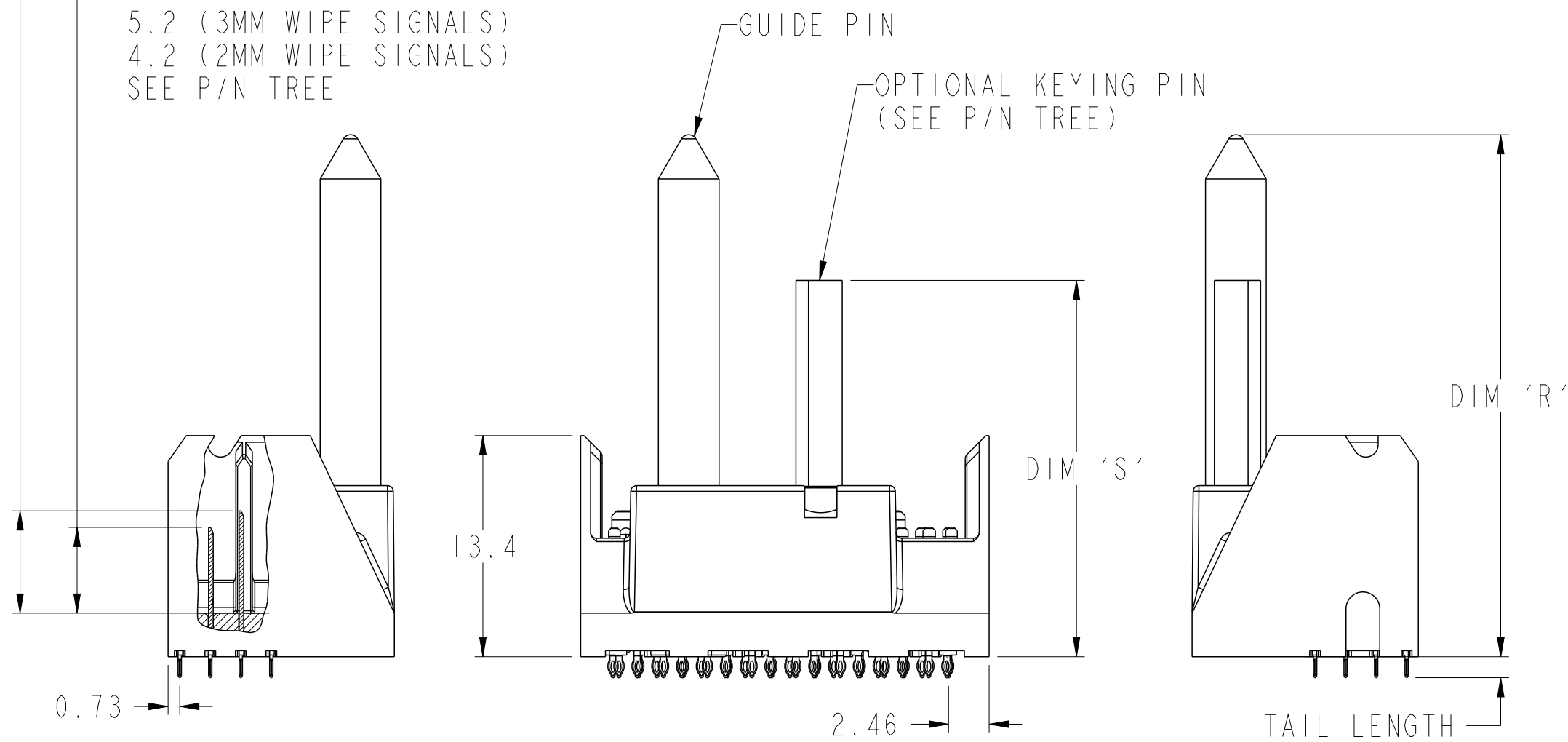
© 2016 AFCI

RIGHT POLARIZING/GUIDE MODULE



\varnothing	$\varnothing 0.10$	X_BP	Y_BP
---------------	--------------------	------	------

- 6.2 (4MM WIPE WIDE GROUNDS)
- 5.2 (3MM WIPE WIDE GROUNDS)
- 5.2 (3MM SMALL END GROUNDS)
- 5.2 (3MM WIPE SIGNALS)
- 4.2 (2MM WIPE SIGNALS)
- SEE P/N TREE

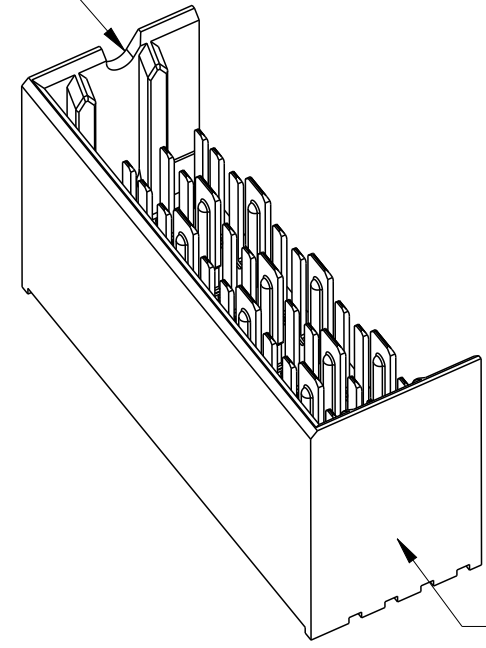


ASSEMBLY BASE CONFIGURATION END DASH NO.	GUIDE PIN	POLARIZING KEY
	DIM 'R'	DIM 'S'
-X0X	31.6mm	22.8mm
-X4X	25.7mm	20.0mm

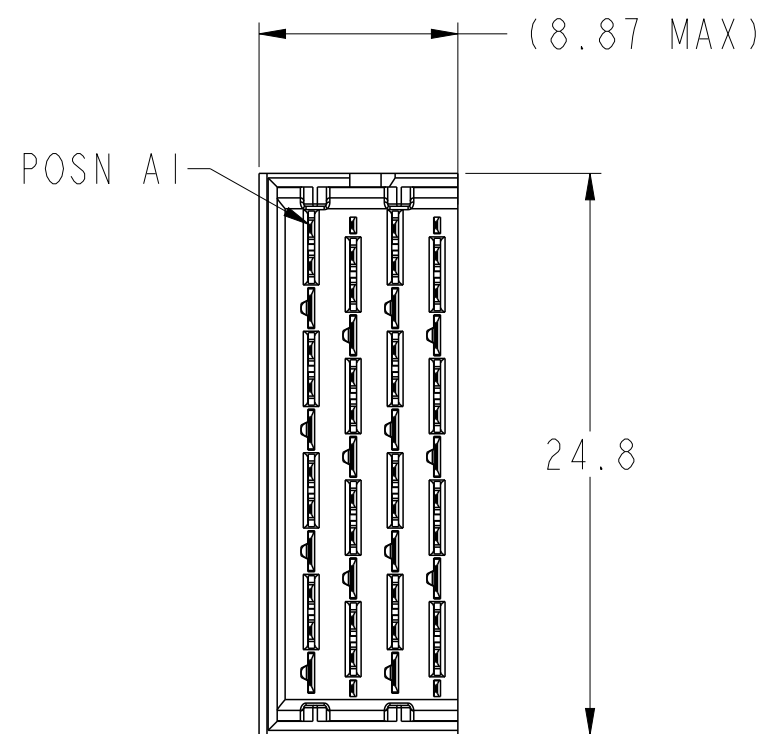
spec ref	SEE NOTES	dr	Jim Swain	2010/04/13	projection	MM	size	A2	scale	3:1	
tolerance std	TOLERANCES UNLESS OTHERWISE SPECIFIED	eng	Michael Song	2016/06/06		Product family	XCede	rel level	Released	ecn no	ELX-DG-24191-1
ASME Y14.5		chr	Heaven Cen	2016/06/08							cat. no.
surface	linear	0.X	± 0.2	Amphenol FCI	MODULE ASSEMBLY		10091836	G	rev		
		0.XX	± 0.10		VERTICAL HEADER, 4-COLUMN, 4-PAIR						
		0.XXX	± 0.050								
ASME Y14.5	angular	0°	$\pm 0^\circ$								

LEFT WALL MODULE

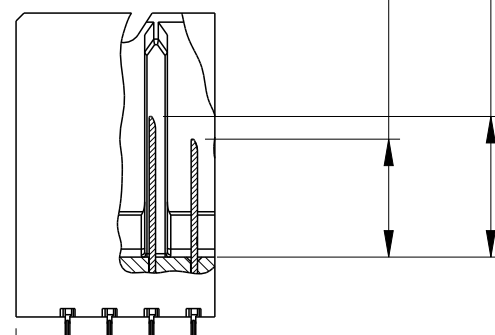
SEE NOTE 8



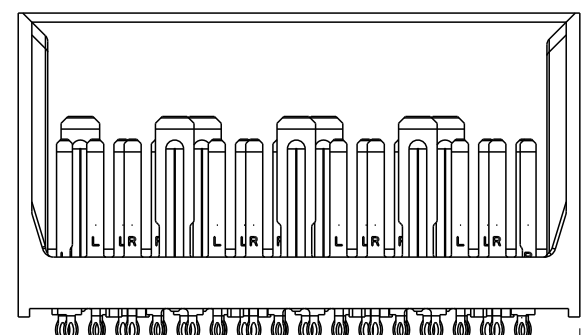
SEE NOTE 5



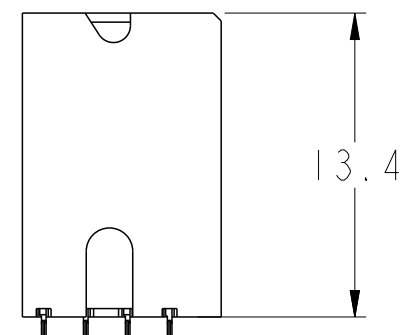
- 6.2 (4MM WIPE WIDE GROUNDS)
- 5.2 (3MM WIPE WIDE GROUNDS)
- 5.2 (3MM SMALL END GROUNDS)
- 5.2 (3MM WIPE SIGNALS)
- 4.2 (2MM WIPE SIGNALS)
- SEE P/N TREE



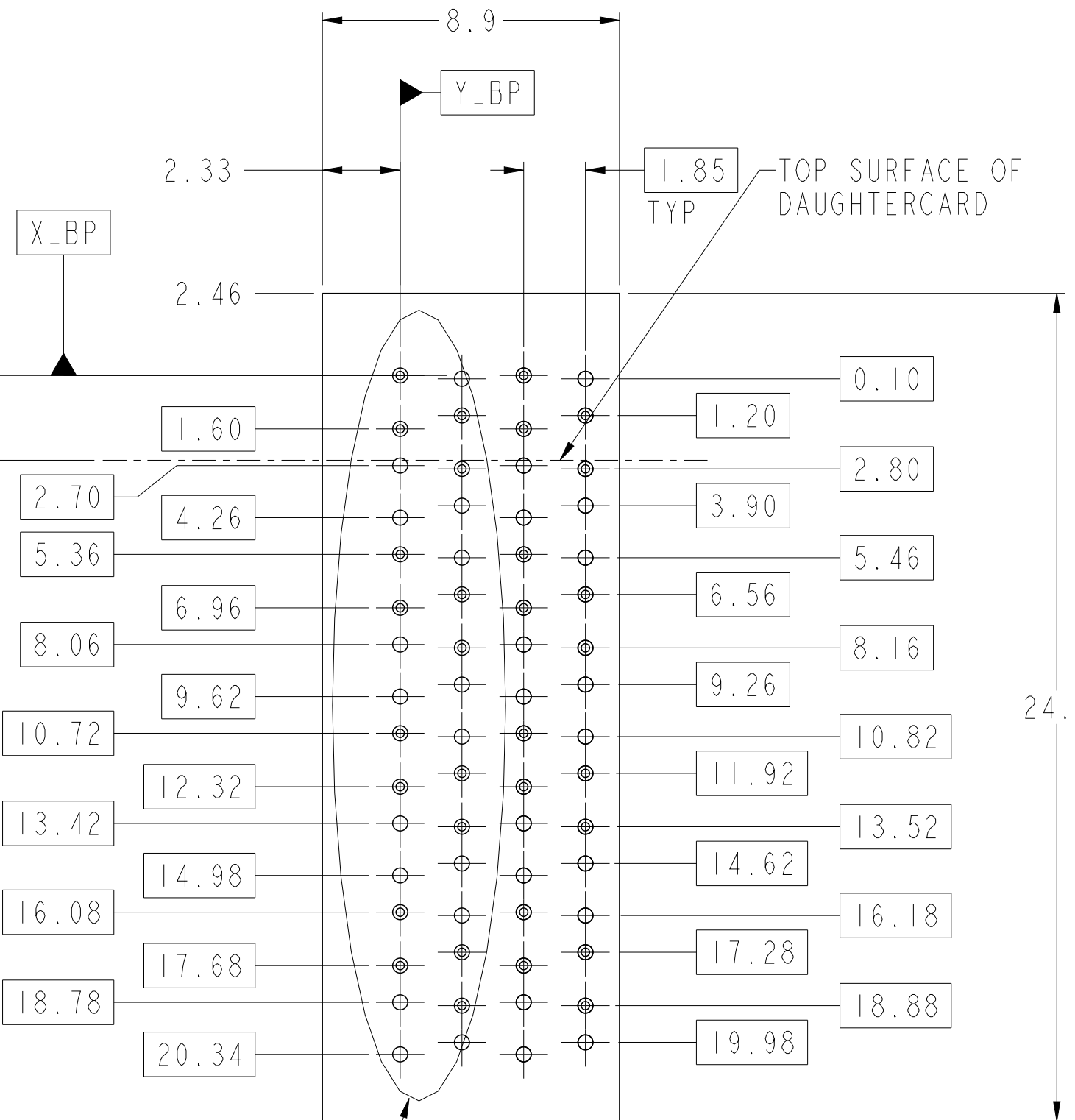
2.33



2.46



TAIL LENGTH
SEE NOTE 12



2.54
TO TOP SURFACE OF DAUGHTERCARD

SEE DETAIL A
(SHEET 8)

PCB HOLE PATTERN
COMPONENT SIDE
SCALE 6:1

spec ref	SEE NOTES	dr	Jim Swain	2010/04/13	projection	MM	size	A2	scale	3:1	
tolerance std	ASME Y14.5	eng	Michael Song	2016/06/06			ecn no	ELX-DG-24191-1	rel level	Released	
surface	linear	0.X	±0.2				MODULE ASSEMBLY VERTICAL HEADER, 4-COLUMN, 4-PAIR	cat. no. SEE P/N TREE		Product - Customer Drw	sheet 5 of 8
		0.XX	±0.10								
	angular	0°	±°								

PDS: Rev :G

STATUS:Released

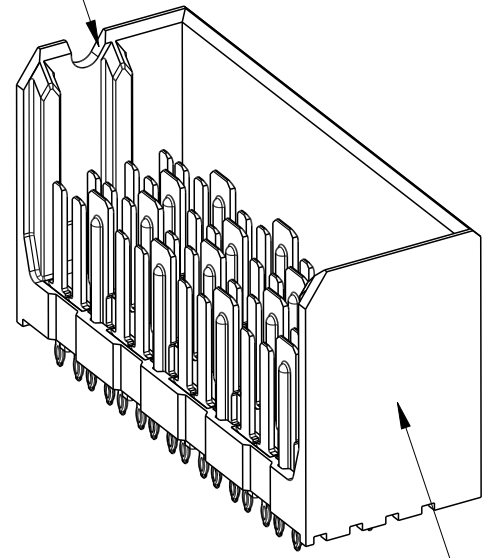
Printed: Jun 15, 2016

Amphenol
FCI

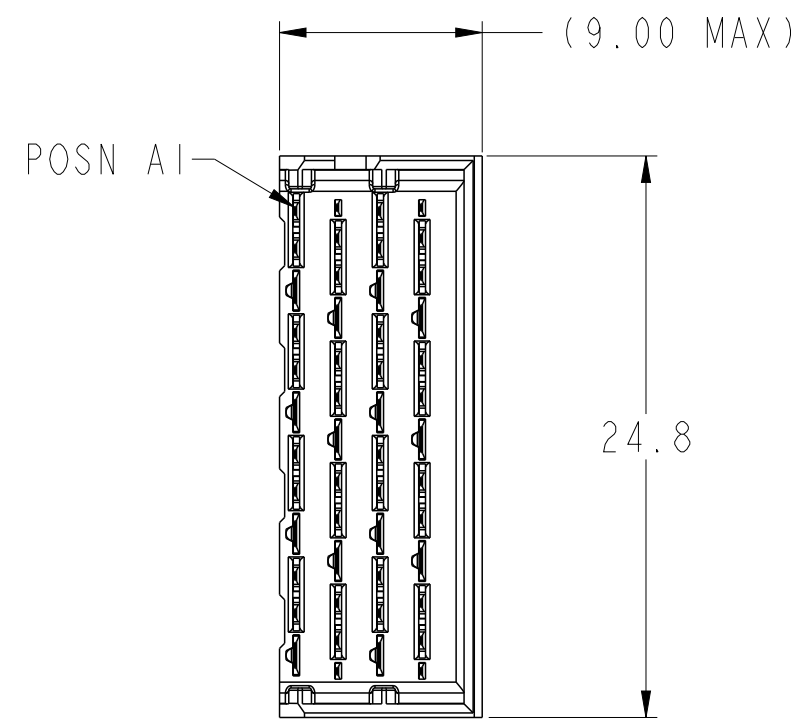
© 2016 AFCI

RIGHT WALL MODULE

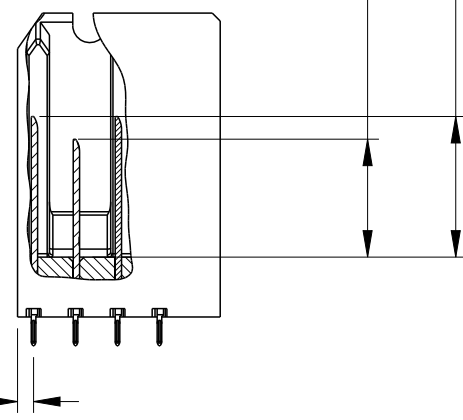
SEE NOTE 8



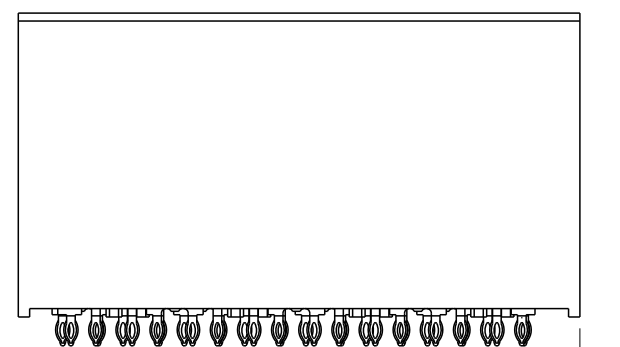
SEE NOTE 5



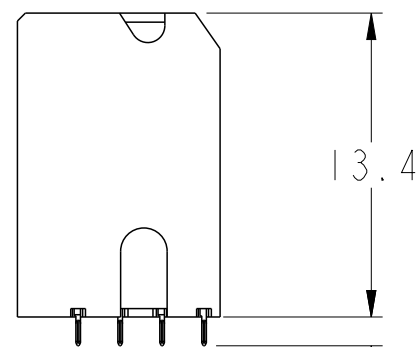
- 6.2 (4MM WIPE WIDE GROUNDS)
- 5.2 (3MM WIPE WIDE GROUNDS)
- 5.2 (3MM SMALL END GROUNDS)
- 5.2 (3MM WIPE SIGNALS)
- 4.2 (2MM WIPE SIGNALS)
- SEE P/N TREE



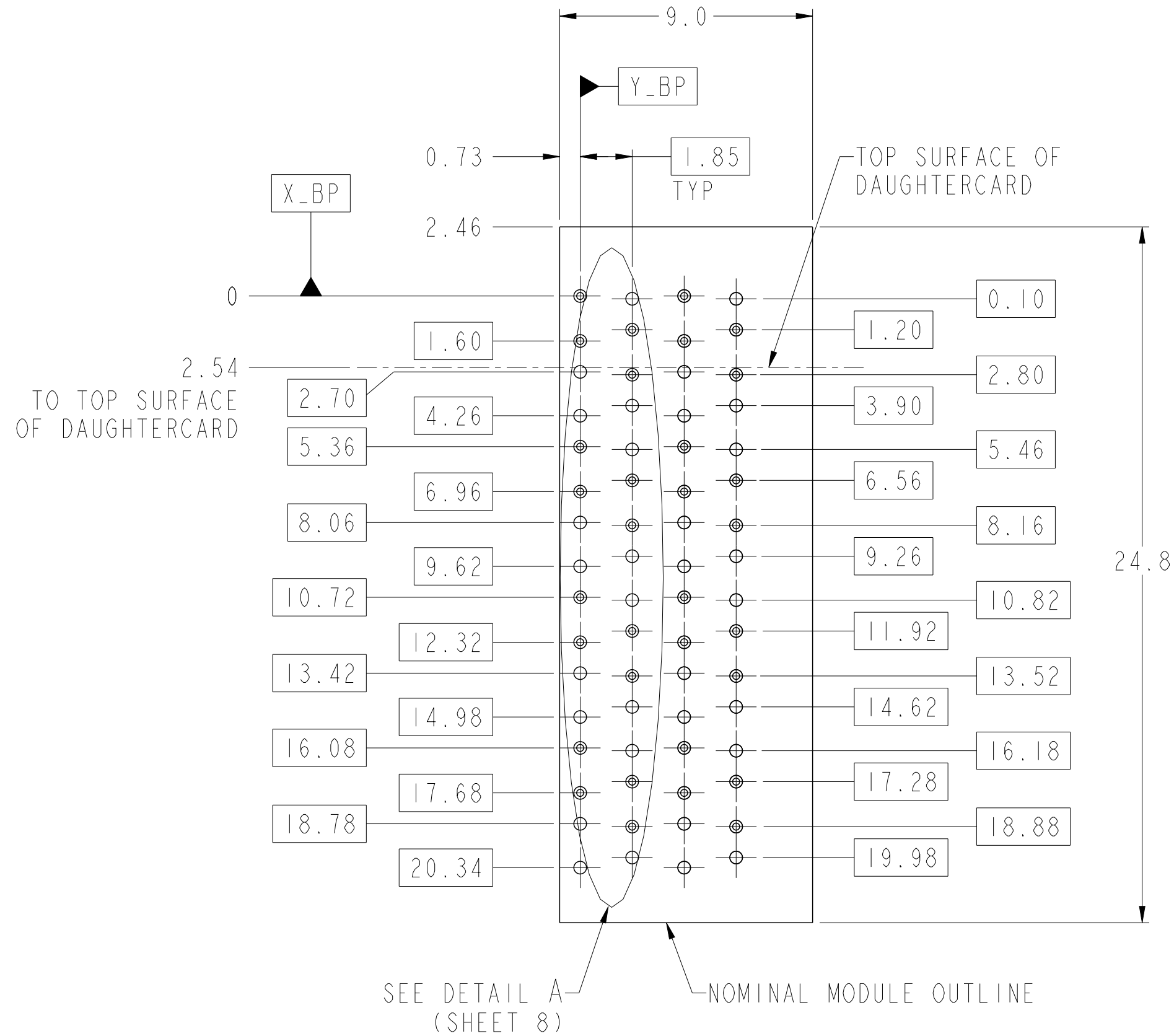
0.73



2.46



TAIL LENGTH
SEE NOTE 12



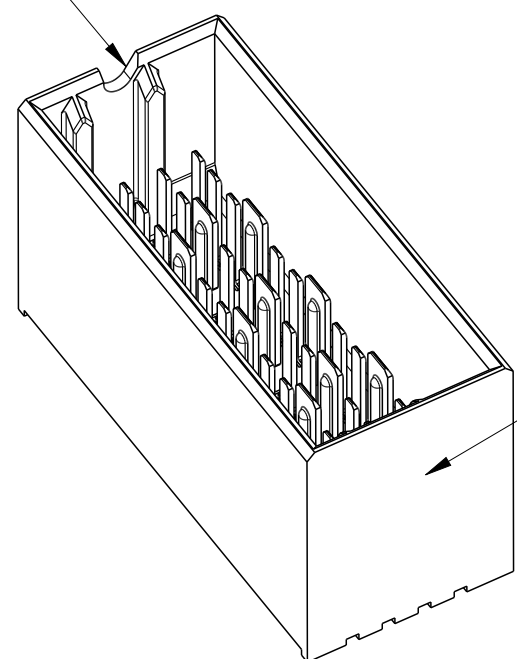
SEE DETAIL A (SHEET 8) NOMINAL MODULE OUTLINE

PCB HOLE PATTERN
COMPONENT SIDE
SCALE 6:1

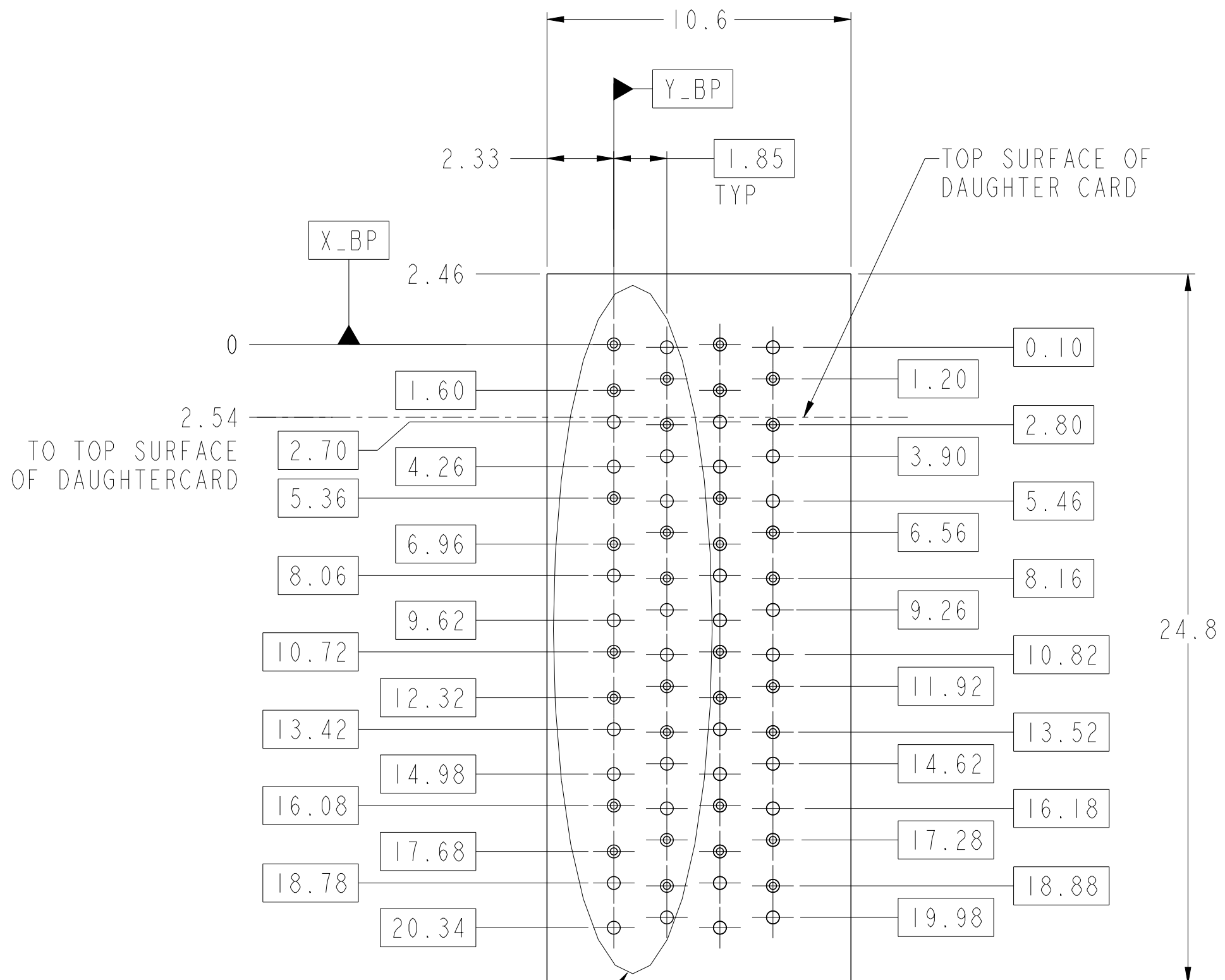
spec ref	SEE NOTES	dr	Jim Swain	2010/04/13	projection	MM	size	A2	scale	3:1
tolerance std	ASME Y14.5	eng	Michael Song	2016/06/06			ecn no	ELX-DG-24191-1		
TOLERANCES UNLESS OTHERWISE SPECIFIED		chr	Heaven Cen	2016/06/08			rel level	Released		
surface	linear	appr	Pai-Ming Zheng	2016/06/15	product family	XCede	dwg no	10091836		
ASME Y14.5	angular			MODULE ASSEMBLY VERTICAL HEADER, 4-COLUMN, 4-PAIR	cat. no.	SEE P/N TREE	Product - Customer Drw	sheet 6 of 8		
	0.X ±0.2									
	0.XX ±0.10									
	0.XXX ±0.050									
	0° ±°									

4-WALL MODULE

SEE NOTE 8

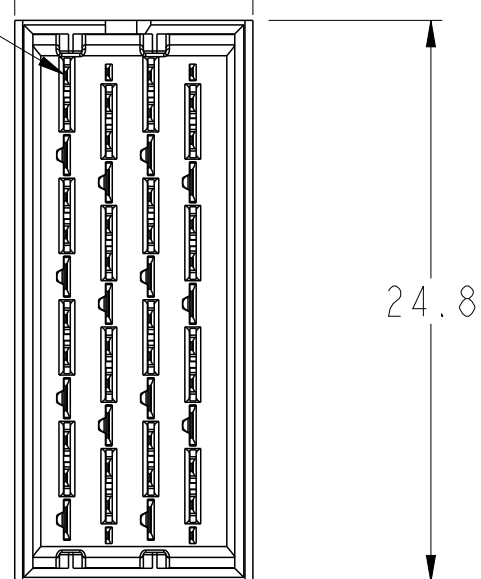


SEE NOTE 5



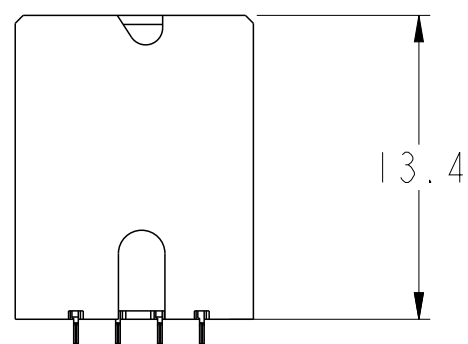

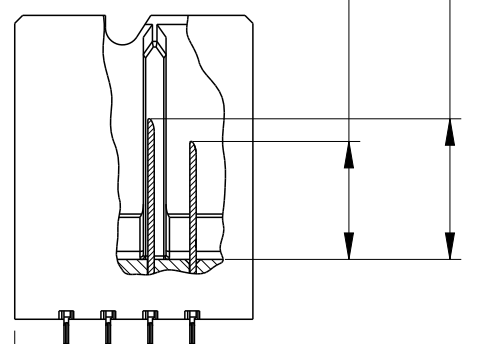
(10.50 MAX)

POSN A1



6.2 (4MM WIPE WIDE GROUNDS)
5.2 (3MM WIPE WIDE GROUNDS)

5.2 (3MM SMALL END GROUNDS)
5.2 (3MM WIPE SIGNALS)
4.2 (2MM WIPE SIGNALS)
SEE P/N TREE



spec ref	SEE NOTES	dr	Jim Swain	2010/04/13	projection	MM	size	A2	scale	4:1
tolerance std	ASME Y14.5	eng	Michael Song	2016/06/06			ecn no	ELX-DG-24191-1		
TOLERANCES UNLESS OTHERWISE SPECIFIED		chr	Heaven Cen	2016/06/08			rel level	Released		
surface	linear	0.X	±0.2		product family	-				
		0.XX	±0.10		Amphenol FCI	cat. no.	-			
		0.XXX	±0.050			MODULE ASSEMBLY VERTICAL HEADER, 4-COLUMN, 4-PAIR	dwg no 10091836	rev G		
ASME Y14.5	angular	0°	±°	Product - Customer Drw	sheet 7 of 8					

NOTES:

1. CONNECTOR MATERIALS
SHROUD: HIGH-TEMP THERMOPLASTIC, GRAY, UL94V-0
CONTACTS: HIGH PERFORMANCE COPPER ALLOY
2. CONTACT PLATING:

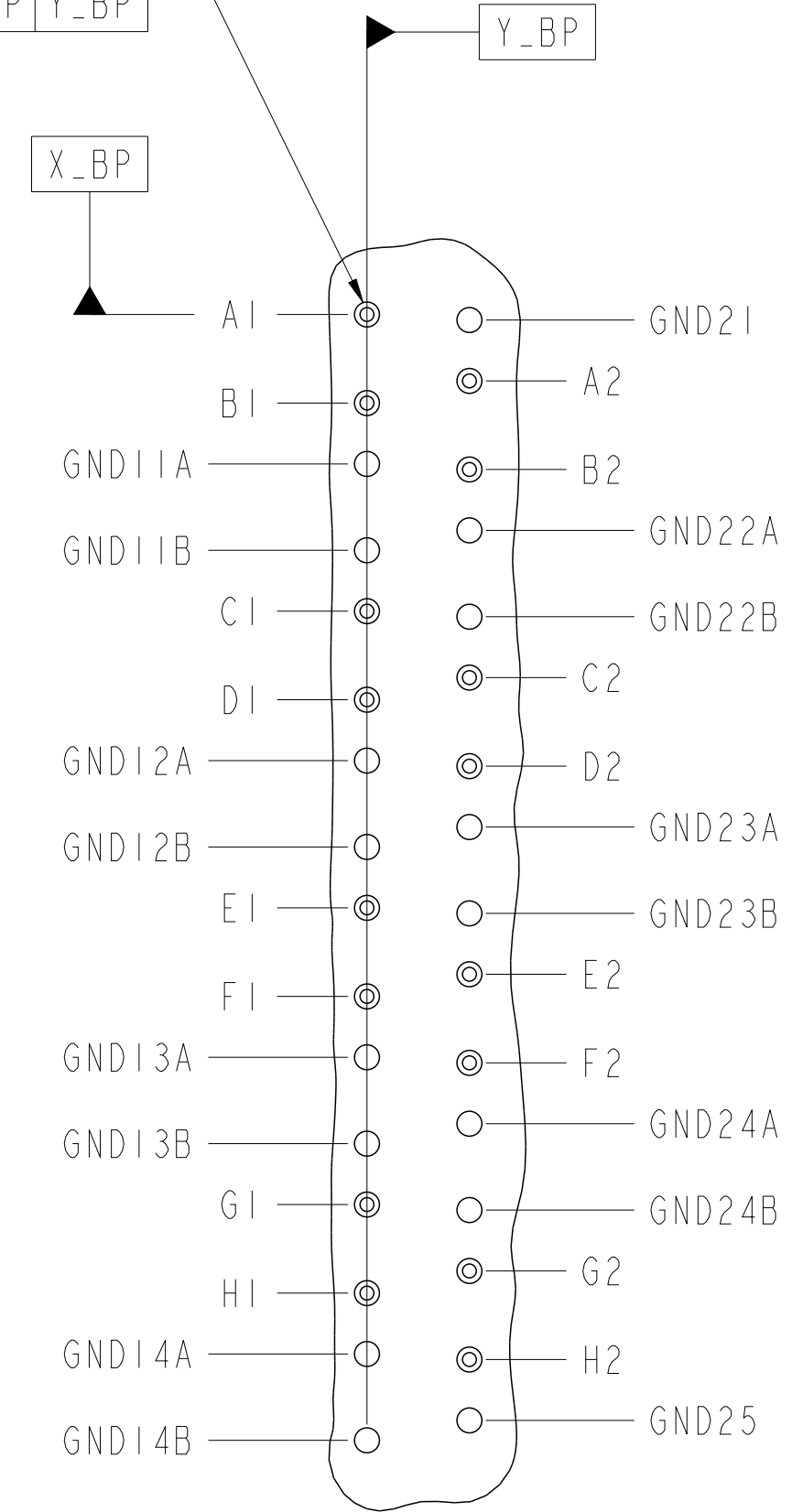
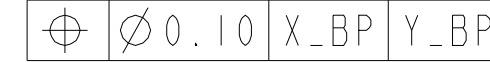
SEPARABLE INTERFACE: PERFORMANCE-BASED PLATING, QUALIFIED TO MEET THE REQUIREMENTS OF FCI PRODUCT SPECIFICATION GS-12-588, INCLUDING THE TELCORDIA GR-1217-CORE (NOVEMBER 1995) CENTRAL OFFICE (CO) OR UNCONTROLLED ENVIRONMENT (UE) TEST SEQUENCE AS NOTED IN P/N TREE.

PRESS-FIT TAILS: TIN OVER NICKEL (LF), OR TIN-LEAD ALLOY OVER NICKEL (NON-LF). SEE P/N TREE.
3. PRODUCT SPECIFICATION: GS-12-588
4. APPLICATION SPECIFICATION: GS-20-121
5. PRODUCT MARKING (PART NUMBER AND LOT CODE) ON THESE SURFACES.
6. HOUSING MUST WITHSTAND EXPOSURE TO 260°C PEAK TEMPERATURE FOR 40 SECONDS IN A CONVECTION, INFRA-RED, OR VAPOR-PHASE REFLOW OVEN.
7. PACKAGING MEETS GS-14-920 LEAD-FREE LABELING SPECIFICATION.
8. NOTCH INDICATES "ROW A" SIDE OF CONNECTOR.
9. SEE APPLICATION SPECIFICATION FOR ROUTING GUIDELINES, ADDITIONAL PTH GUIDELINES, MATED DIMENSIONS, GUIDE PN SELECTION, ETC.
10. SCREW IS OPTIONAL AND ENGAGES WITH BOTTOM OF GUIDE-PIN FROM BENEATH THE PCB FOR ADDITIONAL GUIDE-PIN SUPPORT.
11. OPTIONAL HOLE LOCATION FOR GROUNDED PIN OR ADDITIONAL GUIDE-PIN SUPPORT. SEE TABLE 1 ON SHEET 1 FOR ADDITIONAL DETAILS.
12. TAIL LENGTH=1.3mm FOR $\varnothing 0.55$ [0.0217"]COMPLIANT PIN DRILL
TAIL LENGTH=1.5mm FOR $\varnothing 0.45$ [0.0177"]COMPLIANT PIN DRILL

TABLE 3: PTH AND PAD SIZES WITH REFERENCE TO COMPLIANT PIN DRILL

COMPLIANT PIN DRILL	PTH	PAD
$\varnothing 0.55$ [0.0217"]	$\varnothing 0.45 \pm 0.05$	$\varnothing 0.85$
$\varnothing 0.45$ [0.0177"]	$\varnothing 0.36 \pm 0.05$	$\varnothing 0.75$

SEE TABLE 3 FOR PTH, DRILL & PAD SIZES



DETAIL A
SCALE 8:1

Amphenol FCI

© 2016 APCI

spec ref	SEE NOTES	dr	Jim Swain	2010/04/13	projection	MM	size	A2	scale	4:1
tolerance std	TOLERANCES UNLESS OTHERWISE SPECIFIED	eng	Michael Song	2016/06/06			ecn no	ELX-DG-24191-1	rel level	Released
ASME Y14.5		chr	Heaven Cen	2016/06/08						
		appr	Pai-Ming Zheng	2016/06/15						
surface	linear	0.X	±0.2	Amphenol FCI		MODULE ASSEMBLY VERTICAL HEADER, 4-COLUMN, 4-PAIR		cat. no.	Product - Customer Drw	sheet 8 of 8
		0.XX	±0.10							
		0.XXX	±0.050							
ASME Y14.5	angular	0°	±°							

PDS: Rev :G

STATUS:Released

Printed: Jun 15, 2016



Компания «ЭлектроПласт» предлагает заключение долгосрочных отношений при поставках импортных электронных компонентов на взаимовыгодных условиях!

Наши преимущества:

- Оперативные поставки широкого спектра электронных компонентов отечественного и импортного производства напрямую от производителей и с крупнейших мировых складов;
- Поставка более 17-ти миллионов наименований электронных компонентов;
- Поставка сложных, дефицитных, либо снятых с производства позиций;
- Оперативные сроки поставки под заказ (от 5 рабочих дней);
- Экспресс доставка в любую точку России;
- Техническая поддержка проекта, помощь в подборе аналогов, поставка прототипов;
- Система менеджмента качества сертифицирована по Международному стандарту ISO 9001;
- Лицензия ФСБ на осуществление работ с использованием сведений, составляющих государственную тайну;
- Поставка специализированных компонентов (Xilinx, Altera, Analog Devices, Intersil, Interpoint, Microsemi, Aeroflex, Peregrine, Syfer, Eurofarad, Texas Instrument, Miteq, Cobham, E2V, MA-COM, Hittite, Mini-Circuits, General Dynamics и др.);

Помимо этого, одним из направлений компании «ЭлектроПласт» является направление «Источники питания». Мы предлагаем Вам помощь Конструкторского отдела:

- Подбор оптимального решения, техническое обоснование при выборе компонента;
- Подбор аналогов;
- Консультации по применению компонента;
- Поставка образцов и прототипов;
- Техническая поддержка проекта;
- Защита от снятия компонента с производства.



Как с нами связаться

Телефон: 8 (812) 309 58 32 (многоканальный)

Факс: 8 (812) 320-02-42

Электронная почта: org@eplast1.ru

Адрес: 198099, г. Санкт-Петербург, ул. Калинина, дом 2, корпус 4, литера А.