




ETA-USA

HIGH QUALITY SWITCHING POWER SUPPLIES

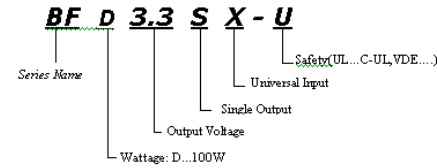
AC/DC SWITCHING POWER SUPPLY
AC INPUT 85~264V
SINGLE CHANNEL OUTPUT
100 WATTS

BFD-SX-U1

SERIES



Dimension: 62Wx180Lx35H



General Description

"BF"-Series AC/DC Switching power supplies are board type power supplies matched with new designs, which is in accordance with harmonic current regulation, of ultra-small sizes, high efficiency and low cost. By adopting the synchronization regular method (output less than 6 V) for the first time for this class of devices, BF-Series is 40mm smaller in depth compared with equivalent products by other makers. At the same time low cost is realized to meet market needs.

Application

Industrial

Input

Input Voltage:	AC100-240V
Input Voltage Range:	AC85-264V
Input Current:	2.0-0.9 A
Frequency:	50/60Hz
Input Frequency Range:	47-63Hz
Phase:	Single
Inrush Current: *1	18A (typ.) at AC100V 41A (typ.) at AC230V
Leakage Current:	1mA (maximum) at 25°C (rated input/output and rated input frequency)

Features

1. Board Type
2. Ultra Small size
3. Universal input(AC 85V to 264V)
4. Harmonic current complies to IEC61000-3-2
5. Power factor BFD: 0.98/0.92 (AC 100/230V)
6. High efficiency
7. Low Cost
8. EMI: complies to FCC class B, or EN55022 class B, or VCCI class B
9. Safety: UL 60950-1 2nd edition, C-UL, EN 60950-1 2006

Options

N/A



ETA USA
16170 Vineyard Blvd. Suite 180, Morgan Hill, CA 95037
Phone: 1-800-ETA-POWER, (408) 778-2793 Fax: (408) 779-2753

Visit us at: www.eta-usa.com
email at: sales@eta-usa.com



ETA-USA

HIGH QUALITY SWITCHING POWER SUPPLIES

Output Characteristic	Unit	Models								
		BFD3.3SX	BFD05SX	BFD06SX	BFD09SX	BFD12SX	BFD15SX	BFD24SX	BFD36SX	BFD48SX
Output Voltage	Vdc	3.3	5	6	9	12	15	24	36	48
Output Current	A	20	20	17	11.4	8.6	7.0	4.5	3.0	2.3
Voltage Adjust Range	V	±10% of Rated Output Voltage (at no load within the input range)								
Ripple&Noise(max)*2	mVpp	120/160		150 at 0 to 40°C /180 at -10 to 0°C						
Rise up time	mS	500mS(maximum) at 25°C and rated input/output								
Hold up time	mS	20mS(minimum) at 25°C and rated input/output								
Regulation										
a. Line Regulation	mV	9.9	15	18	27	36	45	72	108	144
b. Load Regulation *3	mV	40	40	40	40	40	100	150	150	150
c. Temperature Coefficient *4	°C	0.03 %/°C								
d. Drift(maximum) *5	mV	13.2	20	24	36	48	60	96	144	192
e. Dynamic Load Regulation (typ.) *6	mV	0.2	0.2	0.2	0.2	0.2	0.2	0.3	0.3	0.5
f. Recovery Time *6	mS	5 mS(typ.)								
Efficiency	%	77/79	80/84	81/85	81/85	82/86	83/87	84/87	84/88	86/89
Power Factor		0.97/0.92	0.98(typical) at AC100V/0.92(typical) at AC230V							



ETA USA

16170 Vineyard Blvd. Suite 180, Morgan Hill, CA 95037
Phone: 1-800-ETA-POWER, (408) 778-2793 Fax: (408) 779-2753

Visit us at: www.eta-usa.com
email at: sales@eta-usa.com



ETA-USA

HIGH QUALITY SWITCHING POWER SUPPLIES

Environmental Specification			
Operating Temperature	-10 to +60 °C		
Operating Humidity	less than 85%/RH(non-condensing)		
Storage Temperature	-20 to +85 °C		
Storage Humidity	less than 85%/RH(non-condensing)		
Withstanding Voltage	Primary-Secondary	AC3,000V for 1minute	
	Primary-Frame Ground	AC2,500V for 1minute	
	Secondary-Frame Ground	AC500V for 1minute	
Isolation Resistance	Primary-Secondary-Frame Ground	50MΩ(minimum) by DC500V insulation tester	
Vibration	5-10Hz:10mm double amplitude,10-55Hz:19.6m/s ² ,20minutes' period for 60minutes each along X,Y,Z axes(non-operating)		
Shock	294m/s ²		
Cooling	Convection		
Environmental Agencies			
Line Conducted Noise	Built to meet FCC Part15-B Class B Built to meet VCCI Class B Built to meet CISPR Class B Built to meet EN55022 Class B		
Line Harmonic Distortion	Built to meet IEC61000-3-2		
Safety	UL: UL1950, IEC950 :UL 60950-1 2 nd edition C-UL: CSA C22.2 No.950 VDE EN60950-1 2006, IEC950, VDE0805		
MTBF [H]	347000	377000	398000
Switching Frequency[kHz]	100(typ.)		
Function/Protection			
Over current Protection	Current Limiting with automatic recovery		
Over voltage Protection	output shutdown(to reset,leave 1minute after shut-off)		
Remote Sense	not available		
Remote On/Off	not available		
Power Fail Detection	not available		
Series Operation	available		
Parallel Operation	not available		
Mechanical			
Dimension [mm]	62W × 180L × 35H		
Weight [g](typical)	320g		

Conditions:

- *1 cold start
- *2 measured by a bayonet probe at the output connector at a 0 to 100MHz bandwidth
- *3 when output current changed from 50% to 150% of rated output current rapidly at rated input
- *4 at -10 to +50°C
- *5 for 7hour period after 1hour warm-up at 25°C and rated input/output
- *6 safety approved at 25°C



ETA USA
 16170 Vineyard Blvd. Suite 180, Morgan Hill, CA 95037
 Phone: 1-800-ETA-POWER, (408) 778-2793 Fax: (408) 779-2753

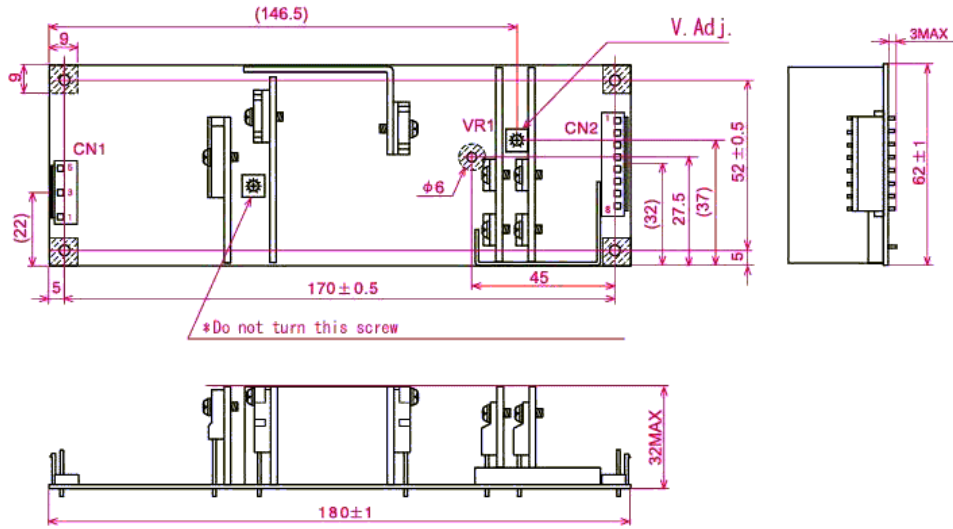
Visit us at: www.eta-usa.com
 email at: sales@eta-usa.com



ETA-USA

HIGH QUALITY SWITCHING POWER SUPPLIES

DIMENSION DIAGRAM (mm)



The cover touches the shaded area

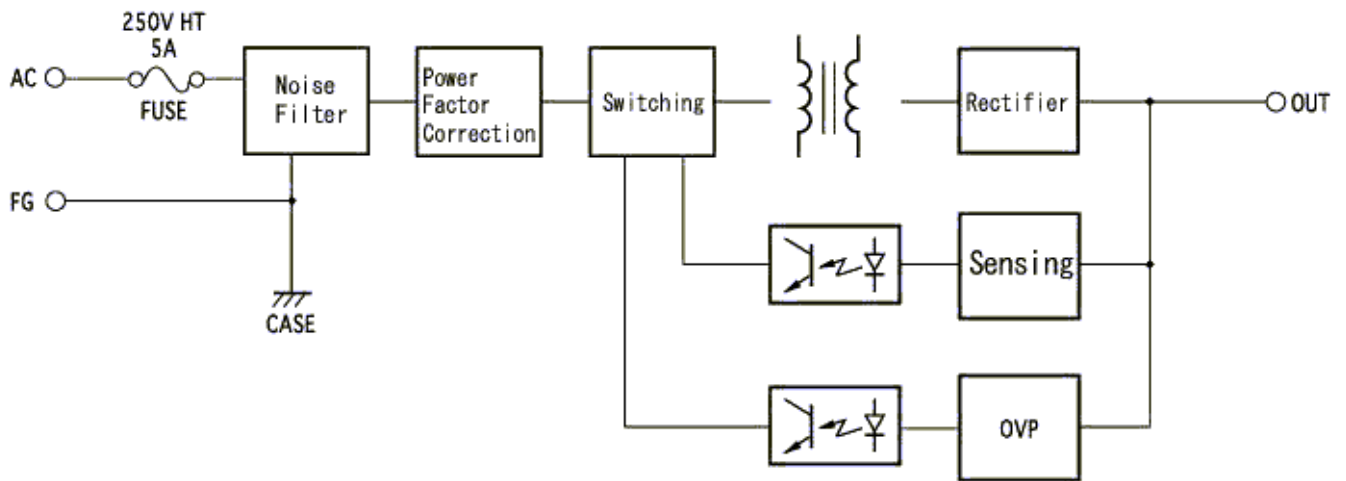
CN1	
Pin no.	Function
1	AC IN(L)
3	AC IN(N)
5	FG

CN2	
Pin no.	Function
1	0V OUT
2	0V OUT
3	0V OUT
4	0V OUT
5	+V OUT
6	+V OUT
7	+V OUT
8	+V OUT

Mating housing	Contact
CN1 VHR5N	SVH-21T-P1.1
CN2 VHR8N	SVH-21T-P1.1

Maker: J. S. T

BLOCK DIAGRAM

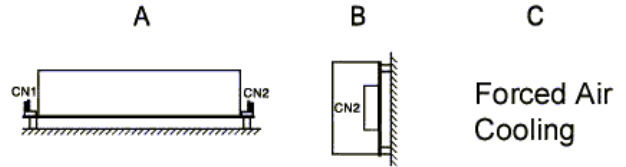
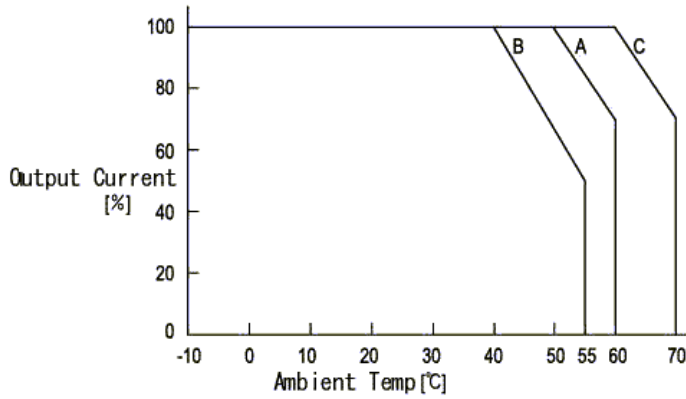




ETA-USA

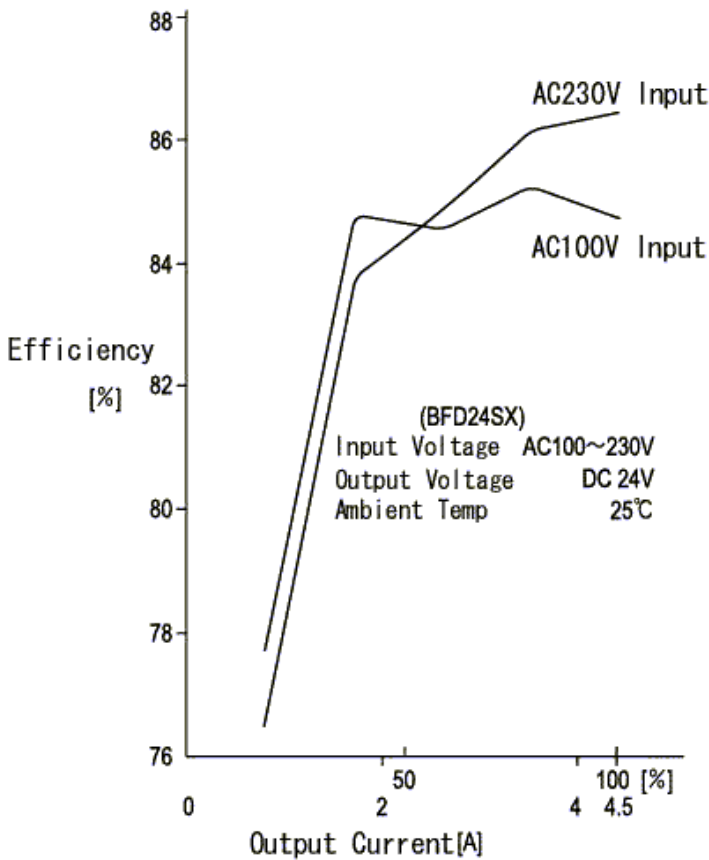
HIGH QUALITY SWITCHING POWER SUPPLIES

DERATING CURVE

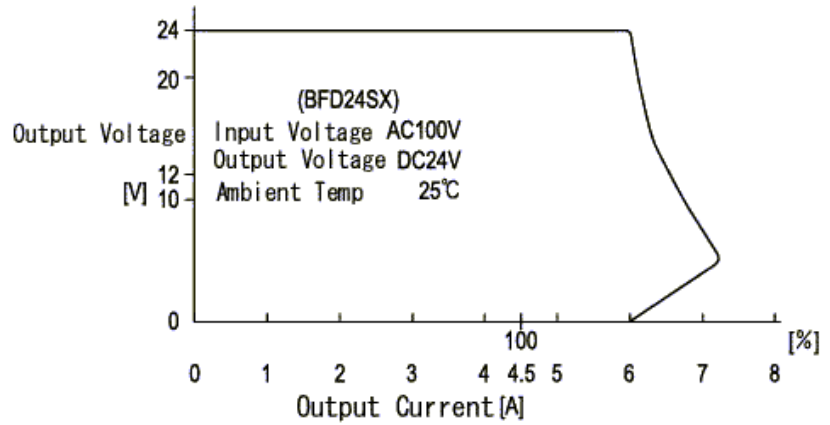


*For safety specification, contact ETA Sales Representative

EFFICIENCY CURVE



OCP CURVE



ETA USA

16170 Vineyard Blvd. Suite 180, Morgan Hill, CA 95037
Phone: 1-800-ETA-POWER, (408) 778-2793 Fax: (408) 779-2753

Visit us at: www.eta-usa.com
email at: sales@eta-usa.com



Компания «ЭлектроПласт» предлагает заключение долгосрочных отношений при поставках импортных электронных компонентов на взаимовыгодных условиях!

Наши преимущества:

- Оперативные поставки широкого спектра электронных компонентов отечественного и импортного производства напрямую от производителей и с крупнейших мировых складов;
- Поставка более 17-ти миллионов наименований электронных компонентов;
- Поставка сложных, дефицитных, либо снятых с производства позиций;
- Оперативные сроки поставки под заказ (от 5 рабочих дней);
- Экспресс доставка в любую точку России;
- Техническая поддержка проекта, помощь в подборе аналогов, поставка прототипов;
- Система менеджмента качества сертифицирована по Международному стандарту ISO 9001;
- Лицензия ФСБ на осуществление работ с использованием сведений, составляющих государственную тайну;
- Поставка специализированных компонентов (Xilinx, Altera, Analog Devices, Intersil, Interpoint, Microsemi, Aeroflex, Peregrine, Syfer, Eurofarad, Texas Instrument, Miteq, Cobham, E2V, MA-COM, Hittite, Mini-Circuits, General Dynamics и др.);

Помимо этого, одним из направлений компании «ЭлектроПласт» является направление «Источники питания». Мы предлагаем Вам помощь Конструкторского отдела:

- Подбор оптимального решения, техническое обоснование при выборе компонента;
- Подбор аналогов;
- Консультации по применению компонента;
- Поставка образцов и прототипов;
- Техническая поддержка проекта;
- Защита от снятия компонента с производства.



Как с нами связаться

Телефон: 8 (812) 309 58 32 (многоканальный)

Факс: 8 (812) 320-02-42

Электронная почта: org@eplast1.ru

Адрес: 198099, г. Санкт-Петербург, ул. Калинина, дом 2, корпус 4, литера А.