

NOTES:

ELECTRICAL:

1. VOLTAGE RATING : 125 VAC.
2. CURRENT RATING : 1.25 AMP.
3. INSULATING RESISTANCE : 500 MEGOHMS MINIMUM.
4. DIELECTRIC STRENGTH : 1000 VAC 60Hz, 1MIN.
5. CATEGORY 6 CHARACTERISTIC:

Frequency Near-End Crosstalk Return Loss Insertion loss

MHz	dB, MIN.	dB, MIN.	dB, MAX.
1.0	75.0	30.0	0.1
4.0	75.0	30.0	0.1
8.0	75.0	30.0	0.1
10.0	74.0	30.0	0.1
16.0	69.9	30.0	0.1
20.0	68.0	30.0	0.1
25.0	66.0	30.0	0.1
31.25	64.1	30.0	0.11
62.5	58.1	28.1	0.16
100.0	54.0	24.0	0.20
200.0	48.0	18.0	0.28
250.0	46.0	16.0	0.32

MECHANICAL:

1. SHIELD : STAINLESS STEEL, WITH TIN-DIP ON SOLDER TABS.
2. HOUSING : HIGH TEMP THERMOPLASTIC. UL 94V-0.
3. INSERT : HIGH TEMP THERMOPLASTIC UL 94V-0.
4. PCB : FR-4.
5. CONTACT : PHOSPHOR BRONZE.
SELECTIVE GOLD PLATING FOR MATING SURFACE,
SEE AMPHENOL PART NUMBER FOR DETAIL.
50u" NICKEL UNDERPLATE
100u" MATTE TIN PLATING ON CONTACT SOLDER TAIL.

ENVIRONMENTAL:

1. STORAGE : -40° TO +85°.
 2. OPERATION : -40° TO +85°.
- MATES WITH MODULAR PLUG CONFORMING TO FCC PART 68, SUBPART F.
RECOMMENDED SOLDER PROCESS: WAVE SOLDER, PEAK TEMPERATURE 260° FOR 10 SECOND.

AMPHENOL PART NUMBER: RJE71-188-1XXX

GOLD PLATING OPTION _____
 1=6u" GOLD PLATING
 2=15u" GOLD PLATING
 3=30u" GOLD PLATING
 4=50u" GOLD PLATING

LEAD OPTIONS (SEE BELOW TABLE 1)
 REFER TO LED OPTIONS DRAWING
 FOR ORDERING CODES

TABLE 1

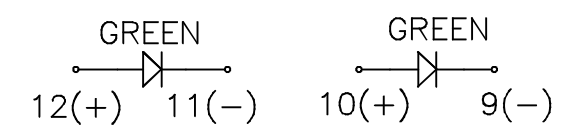
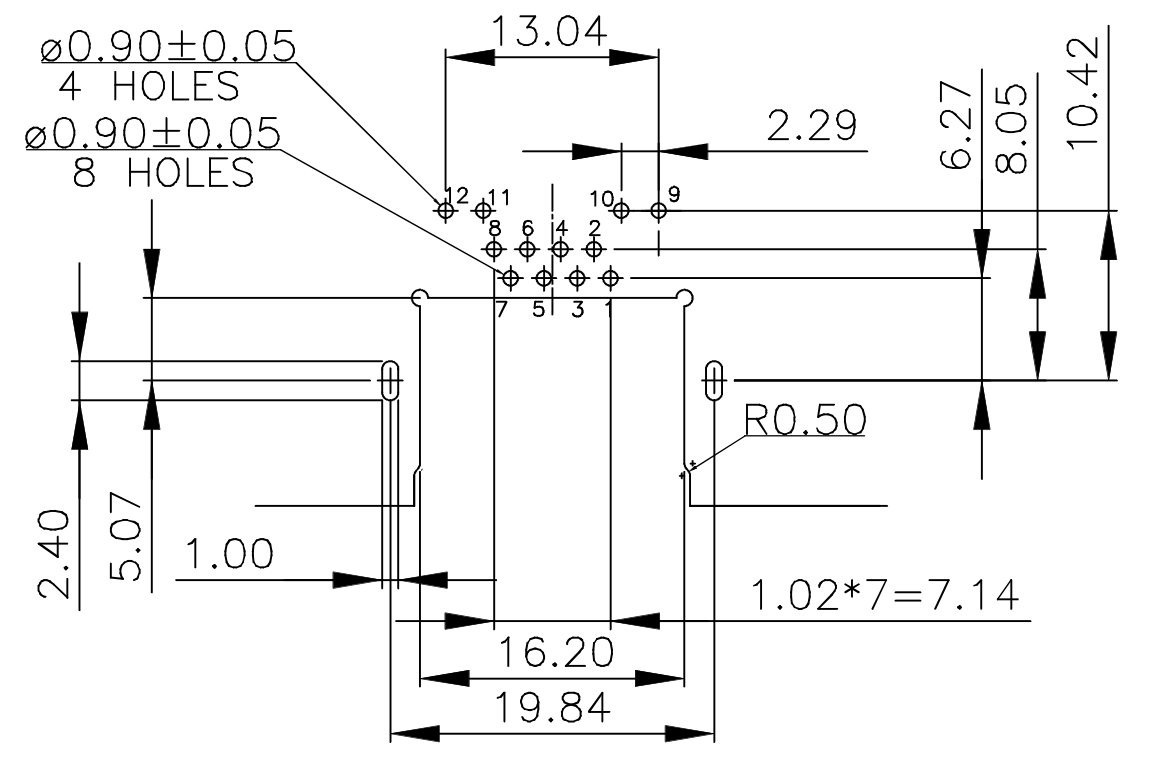
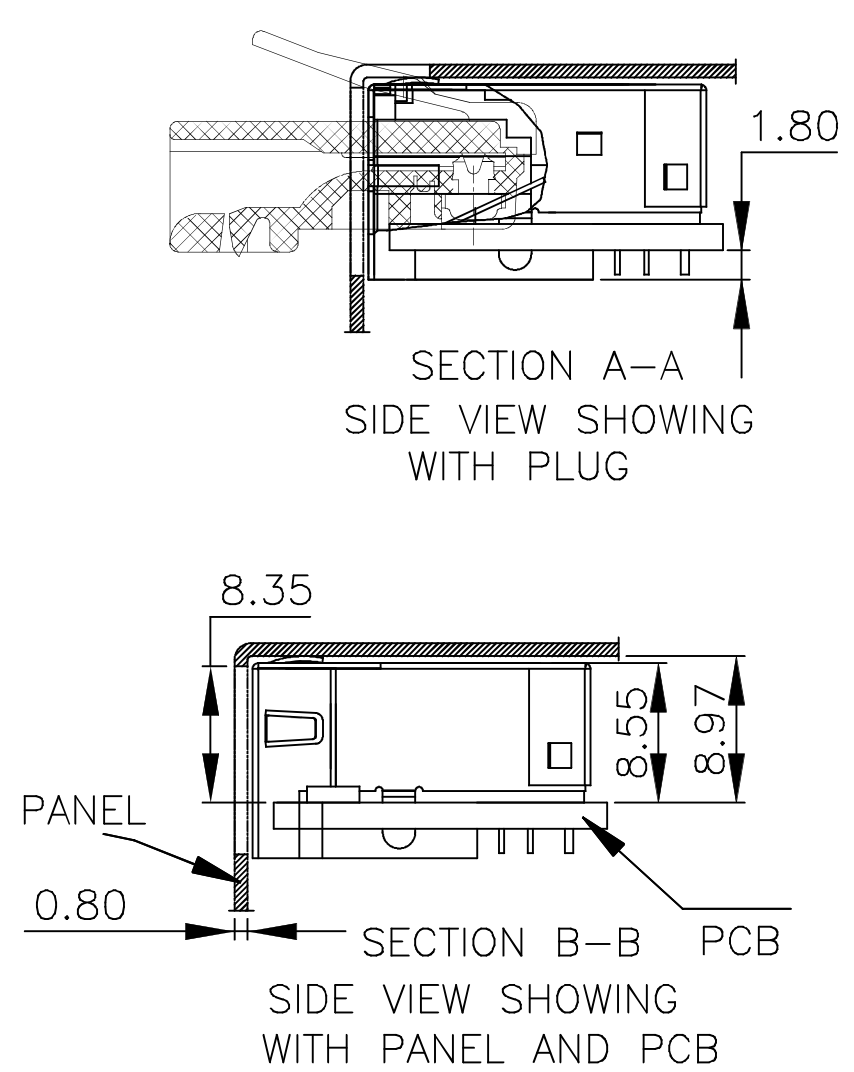
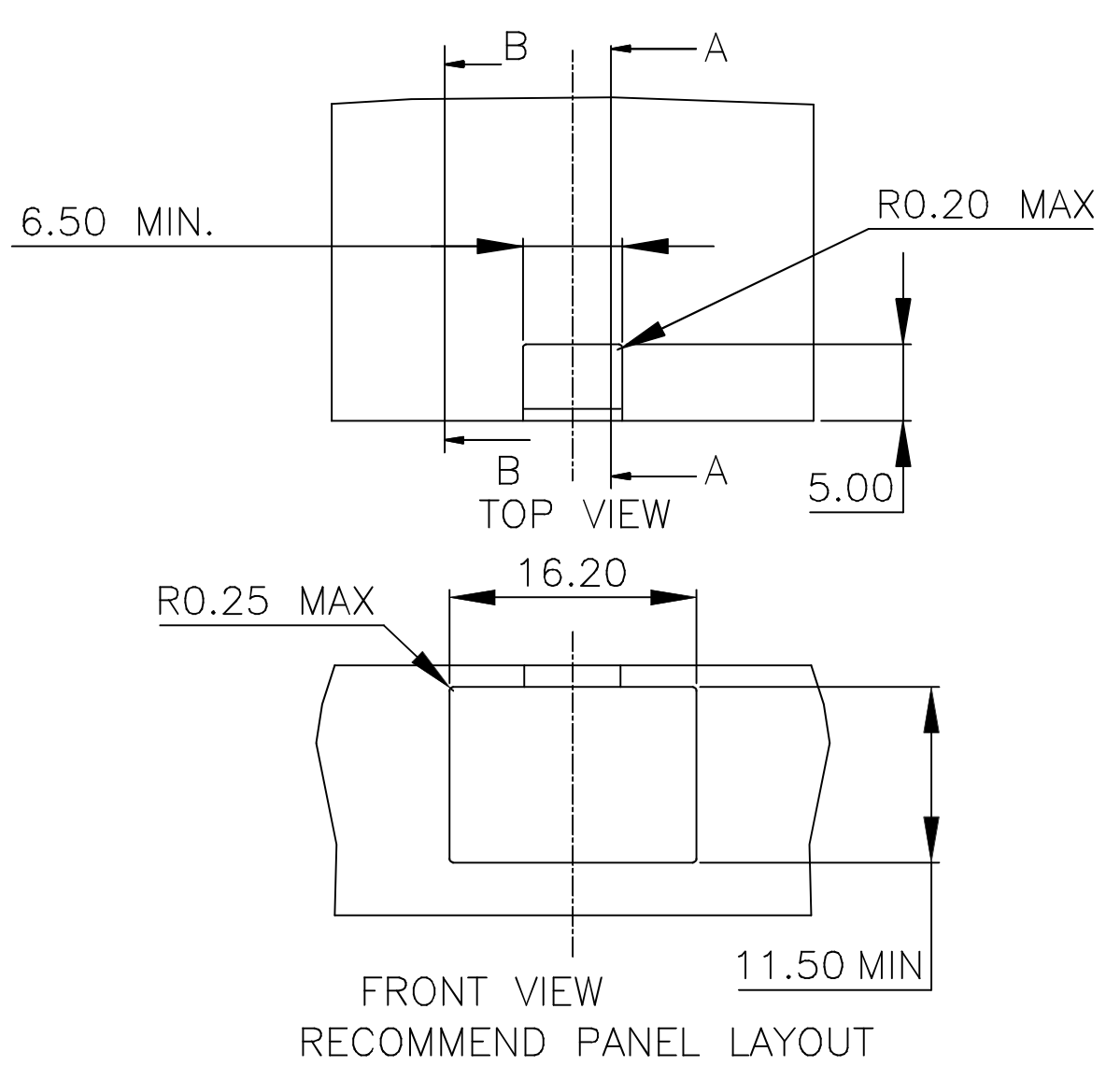
RJE711881XX1	3.18	2.36
RJE711881XX2	2.27	1.57
RJE711881XX3	2.16	1.57
AMPHENOL P/N:	DIM A	RECOMMEND PCB THICKNESS

DRAWN	HUGH WANG	DATE	JULY 17,2012
DESIGNED	HUGH WANG	DATE	JULY 17,2012
CHECKED	L.CHAN	DATE	JULY 17,2012
I. E. APPRD.			
Q. A. APPRD.			
DWG. APPRD.	ADRIAN.G	DATE	JULY 17,2012
ENG. REL. NO.			
REF.			
DIMENSIONS ARE IN	CODE ID. NO.		
mm	03554		

Amphenol Canada Corp.

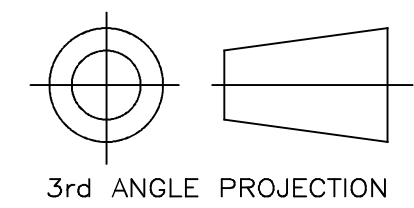
TITLE
 MODULAR JACK, SINGLE PORT, 8 POSITIONS, 8 CONTACTS,
 SHIELDED WITH TOP & SIDE TABS, WITH LED,
 SINK PCB TYPE, TAB UP, CAT6

DWG	DRAWING NO.	REV.
C	P-RJE71-188-1XXX	B
SCALE	4/1	WT. -----
SURF.	-----	SHEET 1 OF 1



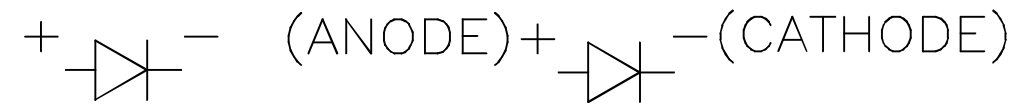
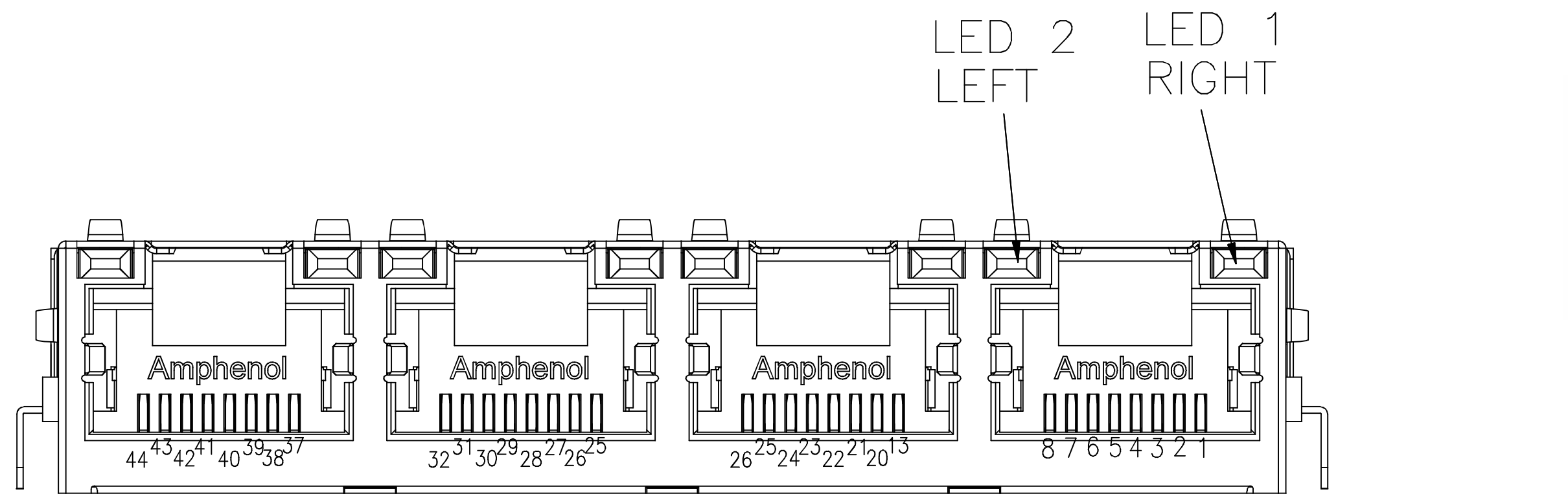
UNLESS OTHERWISE SOECIFIED DIMENSION ARE IN mm TOLERANCE ARE : FRACTION DECIMALS ANGLES

.X	±0.50	X'	±3.0°
.XX	±0.30	.X'	±2.0°
.XXX	±0.10	.XX'	±1.0°



THIS DOCUMENT CONTAINS PROPRIETARY INFORMATION AND SUCH INFORMATION MAY NOT BE DISCLOSED TO OTHERS FOR ANY PURPOSE OR USED FOR MANUFACTURING PURPOSES WITHOUT WRITTEN PERMISSION FROM AMPHENOL CANADA CORP.

REVISIONS			
REV	ECN, ERN NO.	DATE	APPRD.
A	PROPOSAL DRAWING	OCT. 30,2012	L.CHAN



TYPICAL FOR SINGLE & MULTI-PORT

LED SPECIFICATIONS:
 FORWARD VOLTAGE: 2.1 VOLTS TYP.
 REVERSE VOLTAGE: 5.0 VOLTS MIN.
 LUMINOUS INTENSITY: 0.5 mCd MIN.
 (AT If=2mA)
 STORAGE TEMPERATURE: -40° TO 85° C
 LEAD SOLDERING TEMPERATURE: 260° C
 (5 SEC, 1/16" FROM CASE)
 PLATING ON TAILS: TIN OR TIN/COPPER ALLOY OVER SILVER

EXAMPLE:

PART NUMBER RJE71-488-1XXX

↑
LED COLOR CODE

PRIMARY COLOR FOR BI-COLOR LEDS IN STANDARD ANODE/CATHODE CONFIGURATION IS:
 RED-GREEN= RED
 RED-YELLOW= RED
 GREEN-YELLOW= GREEN
 GREEN-ORANGE= GREEN

CODE	LED 2 (LEFT)	LED 1 (RIGHT)	CODE	LED 2 (LEFT)	LED 1 (RIGHT)	CODE	LED 2 (LEFT)	LED 1 (RIGHT)
0	BLOCKED	BLOCKED	9	GREEN	BLOCKED	J	BiC RD/GR	YELLOW
1	YELLOW	GREEN	A	BiC GR/YE	BiC GR/YE	K	YELLOW	BiC GR/OR
2	BLOCKED	GREEN	B	BiC RD/GR	BiC RD/GR	L	BiC GR/YE	RED
3	YELLOW	BLOCKED	C	BiC RD/GR	BiC GR/YE	M	RED	YELLOW
4	GREEN	YELLOW	D	GREEN	BiC GR/YE	P	GREEN	BiC RD/GR
5	GREEN	GREEN	E	YELLOW	BiC GR/YE	R	BiC GR/OR	GREEN
6	YELLOW	YELLOW	F	BiC GR/YE	YELLOW	T	RED	RED
7	RED	GREEN	G	BiC GR/OR	BiC GR/OR	V	BiC RD/GR	GREEN
8	GREEN	RED	H	BiC GR/YE	GREEN			

LEGEND

BiC=BI-COLOR LED
 LOWC=LOW CURRENT LED
 YE=YELLOW
 GR=GREEN
 RD=RED
 OR=ORANGE

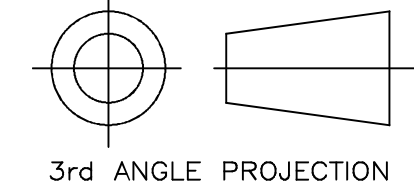
NOTE:

THE TWO DIGITS PRECEDING THE ADDITIONAL LED CODE MUST BE USED IN THE PART NUMBER, WHEN ORDERING ANY OF THE ADDITIONAL LED OPTIONS.

UNLESS OTHERWISE SOECIFIED DIMENSION ARE IN mm TOLERANCE ARE : FRACTION DECIMALS ANGLES	DRAWN HUGH WANG	DATE OCT 30,2012
	DESIGNED HUGH WANG	OCT 30,2012
	CHECKED L.CHAN	OCT 30,2012
	I. E. APPRD.	
.X ±0.50	X° ±3.0°	
.XX ±0.30	.X° ±2.0°	
.XXX ±0.10	.XX° ±1.0°	
	DWG. APPRD. ADRIAN.G	OCT 30,2012
	ENG. REL. NO.	
	REF.	
	DIMENSIONS ARE IN mm	CODE ID. NO. 03554

Amphenol Canada Corp.

TITLE
LED OPTIONS FOR RJE71, SINGLE OR MULTI-PORT CONNECTORS



DWG C	DRAWING NO. P-RJE71-LEDs	REV. A
SCALE 4/1	WT. -----	SURF. -----
SHEET 1 OF 1		

THIS DOCUMENT CONTAINS PROPRIETARY INFORMATION AND SUCH INFORMATION MAY NOT BE DISCLOSED TO OTHERS FOR ANY PURPOSE OR USED FOR MANUFACTURING PURPOSES WITHOUT WRITTEN PERMISSION FROM AMPHENOL CANADA CORP.



Компания «ЭлектроПласт» предлагает заключение долгосрочных отношений при поставках импортных электронных компонентов на взаимовыгодных условиях!

Наши преимущества:

- Оперативные поставки широкого спектра электронных компонентов отечественного и импортного производства напрямую от производителей и с крупнейших мировых складов;
- Поставка более 17-ти миллионов наименований электронных компонентов;
- Поставка сложных, дефицитных, либо снятых с производства позиций;
- Оперативные сроки поставки под заказ (от 5 рабочих дней);
- Экспресс доставка в любую точку России;
- Техническая поддержка проекта, помощь в подборе аналогов, поставка прототипов;
- Система менеджмента качества сертифицирована по Международному стандарту ISO 9001;
- Лицензия ФСБ на осуществление работ с использованием сведений, составляющих государственную тайну;
- Поставка специализированных компонентов (Xilinx, Altera, Analog Devices, Intersil, Interpoint, Microsemi, Aeroflex, Peregrine, Syfer, Eurofarad, Texas Instrument, Miteq, Cobham, E2V, MA-COM, Hittite, Mini-Circuits, General Dynamics и др.);

Помимо этого, одним из направлений компании «ЭлектроПласт» является направление «Источники питания». Мы предлагаем Вам помощь Конструкторского отдела:

- Подбор оптимального решения, техническое обоснование при выборе компонента;
- Подбор аналогов;
- Консультации по применению компонента;
- Поставка образцов и прототипов;
- Техническая поддержка проекта;
- Защита от снятия компонента с производства.



Как с нами связаться

Телефон: 8 (812) 309 58 32 (многоканальный)

Факс: 8 (812) 320-02-42

Электронная почта: org@eplast1.ru

Адрес: 198099, г. Санкт-Петербург, ул. Калинина, дом 2, корпус 4, литера А.