



Main

Range of product	Preventa Safety detection
Product or component type	Safety thru-beam receiver photo-electric sensors
Device short name	XU2S
Product compatibility	XPSCM1144 XPSCM1144P
Output type	1 safety outputs OSSD PNP
[Sn] nominal sensing distance	26.25 ft (8 m)

Complementary

Detection system	Transmitter-receiver system
[Us] rated supply voltage	12...24 V DC (10...30 V) against reverse polarity
Current consumption	<= 35 mA no-load
Line of sight type	Along case axis
Electrical connection	1 male connector M12 4 pins
Tightening torque	24 N.m fixing nut 2 N.m connector
Marking	CE
Material	Case : nickel plated brass Lenses : PMMA (polymethyl methacrylate)
Product weight	0.18 lb(US) (0.08 kg)

Environment

ambient air temperature for operation	-13...131 °F (-25...55 °C)
ambient air temperature for storage	-40...158 °F (-40...70 °C)
IP degree of protection	IP67 conforming to EN/IEC 60529
shock resistance	30 gn (3 axes : 3 times) conforming to EN/IEC 60068-2-27
vibration resistance	7 gn (f = 10...55 Hz) conforming to EN/IEC 60068-2-6

Offer Sustainability

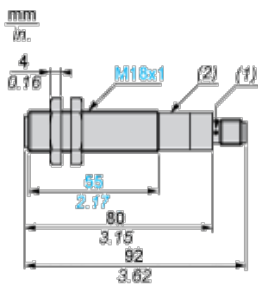
Not Green Premium product	Not Green Premium product
Compliant - since 1440 - Schneider Electric declaration of conformity	Compliant - since 1440 - Schneider Electric declaration of conformity
Reference not containing SVHC above the threshold	Reference not containing SVHC above the threshold
WARNING: This product can expose you to chemicals including:	WARNING: This product can expose you to chemicals including:
Diisononyl phthalate (DINP), which is known to the State of California to cause cancer, and	Diisononyl phthalate (DINP), which is known to the State of California to cause cancer, and
Di-isodecyl phthalate (DIDP), which is known to the State of California to cause birth defects or other reproductive harm.	Di-isodecyl phthalate (DIDP), which is known to the State of California to cause birth defects or other reproductive harm.
For more information go to www.p65warnings.ca.gov	For more information go to www.p65warnings.ca.gov

Contractual warranty

Warranty period	18 months
-----------------	-----------

Dimensions

The information provided in this documentation contains general descriptions and/or technical characteristics of the products contained herein. This documentation is not intended as a substitute for and is not to be used for determining suitability or reliability of these products for specific user applications. It is the duty of any such user or integrator to perform the appropriate and complete risk analysis, evaluation and testing of the products with respect to the relevant specific application or use thereof. Neither Schneider Electric Industries SAS nor any of its affiliates or subsidiaries shall be responsible or liable for misuse of the information contained herein.

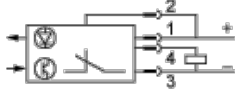


- (1) LED
- (2) Potentiometer

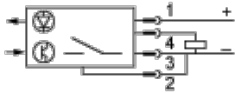
Wiring Schemes (3-wire DC)

Receiver

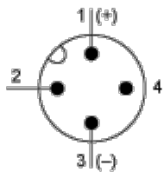
Light switching (no object present). PNP output



Dark switching (no object present). PNP output



Connector Pin View



- (1) (+)
- (2) Programming
- (3) (-)
- (4) Output

Connecting to a Safety Module

Discover XU2S18PP340D by

- Characteristics
- Dimensions Drawings
- Connections and Schema
- Performance Curves
- [Download & Documents](#)

Download & Documents 1 to 8 of 8

CAD

Preventa - Photo-electric sensors - Thru beam, pair - Ref. XU2S18PP340D	SILENT 2015-07-21	(Se ▼)
Preventa - Photo-electric sensors - Thru beam, pair - Ref. XU2S18PP340D	SILENT 2009-10-23	(Se ▼)

Instruction sheet

XU2S18... Cylindrical photo-electric sensor design 18	English 2015-07-21	pdf ▼
---	--------------------	-------

Product environmental

XUB... XU1... to XU9... Photoelectric Sensor, Product Environmental profile	English 2012-03-19	pdf ▼
---	--------------------	-------

End of life manual

XUB... and XU1... to XU9... Photoelectric Sensors, Product End-of-life Instructions	English 2012-02-20	pdf ▼
---	--------------------	-------

System user guide

Connecting to a monitoring device XU2S	English 2015-06-08	pdf ▼
--	--------------------	-------

Catalog

Safety light curtains Preventa XUSL	English 2015-05-18	pdf ▼
-------------------------------------	--------------------	-------

Image of product

Security light curtain XU2S	SILENT 2015-07-21	(Se ▼)
-----------------------------	-------------------	--------

①

②

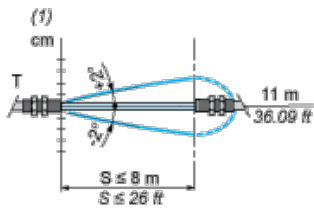
1 : Click on Download & Documents

2 : Click on System user guide

To have all connection schematics concerning our safety module, select "download and document" and download the file "Connecting to a monitoring device XU2S"

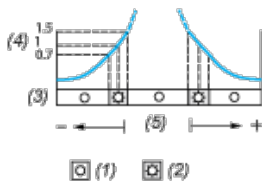
Curves

Infrared Detection Curve



(1) \varnothing of beam

Verification of Correct Operation



- (1) LED off
- (2) LED on
- (3) Red LED
- (4) Signal level
- (5) Optimum alignment



Компания «ЭлектроПласт» предлагает заключение долгосрочных отношений при поставках импортных электронных компонентов на взаимовыгодных условиях!

Наши преимущества:

- Оперативные поставки широкого спектра электронных компонентов отечественного и импортного производства напрямую от производителей и с крупнейших мировых складов;
- Поставка более 17-ти миллионов наименований электронных компонентов;
- Поставка сложных, дефицитных, либо снятых с производства позиций;
- Оперативные сроки поставки под заказ (от 5 рабочих дней);
- Экспресс доставка в любую точку России;
- Техническая поддержка проекта, помощь в подборе аналогов, поставка прототипов;
- Система менеджмента качества сертифицирована по Международному стандарту ISO 9001;
- Лицензия ФСБ на осуществление работ с использованием сведений, составляющих государственную тайну;
- Поставка специализированных компонентов (Xilinx, Altera, Analog Devices, Intersil, Interpoint, Microsemi, Aeroflex, Peregrine, Syfer, Eurofarad, Texas Instrument, Miteq, Cobham, E2V, MA-COM, Hittite, Mini-Circuits, General Dynamics и др.);

Помимо этого, одним из направлений компании «ЭлектроПласт» является направление «Источники питания». Мы предлагаем Вам помощь Конструкторского отдела:

- Подбор оптимального решения, техническое обоснование при выборе компонента;
- Подбор аналогов;
- Консультации по применению компонента;
- Поставка образцов и прототипов;
- Техническая поддержка проекта;
- Защита от снятия компонента с производства.



Как с нами связаться

Телефон: 8 (812) 309 58 32 (многоканальный)

Факс: 8 (812) 320-02-42

Электронная почта: org@eplast1.ru

Адрес: 198099, г. Санкт-Петербург, ул. Калинина, дом 2, корпус 4, литера А.