


PLX Radial Lead Type, Long Life Assurance



- High reliability, High voltage (to 50V).
- Low ESR, High ripple current.
- Long life of 3000 hours at 125°C.
- Radial lead type:
 - Lead free flow soldering condition correspondence.
- Compliant to the RoHS directive (2011/65/EU,(EU)2015/863).
- AEC-Q200 compliant. Please contact us for details.

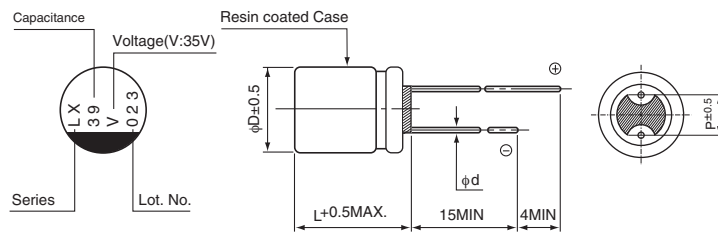


■ Specifications

| Item | Performance Characteristics | | | | | | | | | |
|---|--|---|--------------------|--|-------|---|-----------|---|-----------------------|---|
| Category Temperature Range | -55 to +125°C | | | | | | | | | |
| Rated Voltage Range | 16 to 50V | | | | | | | | | |
| Rated Capacitance Range | 22 to 390µF | | | | | | | | | |
| Capacitance Tolerance | ±20% at 120Hz, 20°C | | | | | | | | | |
| Tangent of loss angle (tan δ) | Less than or equal to the specified value at 120Hz, 20°C | | | | | | | | | |
| ESR (※ 1) | Less than or equal to the specified value at 100kHz, 20°C | | | | | | | | | |
| Leakage Current (※ 2) | Less than or equal to the specified value. After 2 minutes' application of rated voltage at 20°C | | | | | | | | | |
| Temperature Characteristics (Max.Impedance Ratio) | $Z+125^{\circ}\text{C} / Z+20^{\circ}\text{C} \leq 1.25$ (100kHz) $Z-55^{\circ}\text{C} / Z+20^{\circ}\text{C} \leq 1.25$ | | | | | | | | | |
| Endurance | The specifications listed at right shall be met when the capacitors are restored to 20°C after the rated voltage is applied for 3000 hours at 125°C. | <table border="1"> <tr><td>Capacitance change</td><td>Within ± 20% of initial value (※3)</td></tr> <tr><td>tan δ</td><td>150% or less of the initial specified value</td></tr> <tr><td>ESR (※ 1)</td><td>150% or less of the initial specified value</td></tr> <tr><td>Leakage current (※ 2)</td><td>Less than or equal to the initial specified value</td></tr> </table> | Capacitance change | Within ± 20% of initial value (※3) | tan δ | 150% or less of the initial specified value | ESR (※ 1) | 150% or less of the initial specified value | Leakage current (※ 2) | Less than or equal to the initial specified value |
| Capacitance change | Within ± 20% of initial value (※3) | | | | | | | | | |
| tan δ | 150% or less of the initial specified value | | | | | | | | | |
| ESR (※ 1) | 150% or less of the initial specified value | | | | | | | | | |
| Leakage current (※ 2) | Less than or equal to the initial specified value | | | | | | | | | |
| Damp Heat (Steady State) | The specifications listed at right shall be met when the capacitors are restored to 20°C after the rated voltage is applied for 1000 hours at 60°C, 90% RH. | <table border="1"> <tr><td>Capacitance change</td><td>Within ± 20% of initial value (※3)</td></tr> <tr><td>tan δ</td><td>150% or less of the initial specified value</td></tr> <tr><td>ESR (※ 1)</td><td>150% or less of the initial specified value</td></tr> <tr><td>Leakage current (※ 2)</td><td>Less than or equal to the initial specified value</td></tr> </table> | Capacitance change | Within ± 20% of initial value (※3) | tan δ | 150% or less of the initial specified value | ESR (※ 1) | 150% or less of the initial specified value | Leakage current (※ 2) | Less than or equal to the initial specified value |
| Capacitance change | Within ± 20% of initial value (※3) | | | | | | | | | |
| tan δ | 150% or less of the initial specified value | | | | | | | | | |
| ESR (※ 1) | 150% or less of the initial specified value | | | | | | | | | |
| Leakage current (※ 2) | Less than or equal to the initial specified value | | | | | | | | | |
| Resistance to Soldering Heat | After soldering the capacitor under the soldering conditions prescribed here as preheat at 150 to 200°C for 60 to 180 seconds and peak temperature at 265°C for 10 seconds or less, the capacitor shall meet the specifications listed at right, provided that its temperature profile is measured at both of terminal ends facing the soldering side. | <table border="1"> <tr><td>Capacitance change</td><td>Within ± 10% of the initial capacitance value (※3)</td></tr> <tr><td>tan δ</td><td>130% or less than the initial specified value</td></tr> <tr><td>ESR (※ 1)</td><td>130% or less than the initial specified value</td></tr> <tr><td>Leakage current (※ 2)</td><td>Less than or equal to the initial specified value</td></tr> </table> | Capacitance change | Within ± 10% of the initial capacitance value (※3) | tan δ | 130% or less than the initial specified value | ESR (※ 1) | 130% or less than the initial specified value | Leakage current (※ 2) | Less than or equal to the initial specified value |
| Capacitance change | Within ± 10% of the initial capacitance value (※3) | | | | | | | | | |
| tan δ | 130% or less than the initial specified value | | | | | | | | | |
| ESR (※ 1) | 130% or less than the initial specified value | | | | | | | | | |
| Leakage current (※ 2) | Less than or equal to the initial specified value | | | | | | | | | |
| Marking | Navy blue print on the case top | | | | | | | | | |

- ※ 1 ESR should be measured at both of the terminal ends closest to the capacitor body.
- ※ 2 Conditioning : If any doubt arises, measure the leakage current after the voltage treatment of applying DC rated voltage continuously to the capacitor for 120 minutes at 105°C.
- ※ 3 Initial value : The value before test of examination of resistance to soldering.

■ Dimensions



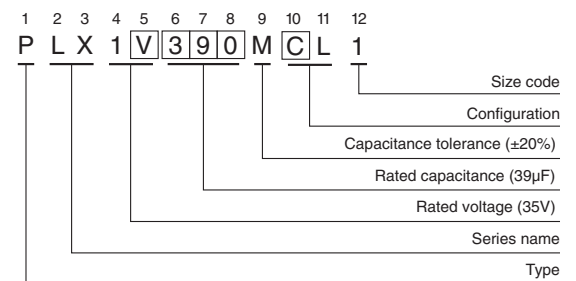
(mm)

| Size | φ8 × 9L | φ8 × 12L | φ10 × 13L |
|------|---------|----------|-----------|
| φD | 8.0 | 8.0 | 10.0 |
| L | 8.5 | 11.5 | 12.5 |
| P | 3.5 | 3.5 | 5.0 |
| φd | 0.6 | 0.6 | 0.6 |

Voltage

| V | 16 | 20 | 25 | 35 | 50 |
|------|----|----|----|----|----|
| Code | C | D | E | V | H |

Type numbering system (Example : 35V 39µF)



● Frequency coefficient of rated ripple current

| Frequency | 120Hz | 1kHz | 10kHz | 100kHz or more |
|-------------|-------|------|-------|----------------|
| Coefficient | 0.05 | 0.30 | 0.70 | 1.00 |

Please refer to page 20 about the end seal configuration.

● Dimension table in next page.

PLX

■ Dimensions

| Rated Voltage (V)(code) | Surge Voltage (V) | Rated Capacitance (μF) | Case Size φD × L (mm) | tan δ | Leakage Current (μA) | ESR (mΩ) (at 100kHz 20°C) | Rated Ripple (mArms) | | Part Number |
|----------------------------|----------------------|---------------------------|--------------------------|-------|-------------------------|------------------------------|-------------------------|------------------------|--------------|
| | | | | | | | ≤105°C (*3) | 105°C < ≤125°C (*3) | |
| 16 (1C) | 18.4 | 150 | 8 × 9 | 0.12 | 480 | 26 | 2100 | 810 | PLX1C151MCL1 |
| | | 220 | 8 × 12 | 0.12 | 704 | 25 | 2400 | 930 | PLX1C221MDL1 |
| | | 390 | 10 × 13 | 0.12 | 1248 | 23 | 2900 | 1130 | PLX1C391MDL1 |
| 20 (1D) | 23.0 | 120 | 8 × 9 | 0.12 | 480 | 27 | 2000 | 800 | PLX1D121MCL1 |
| | | 150 | 8 × 12 | 0.12 | 600 | 26 | 2300 | 910 | PLX1D151MDL1 |
| | | 270 | 10 × 13 | 0.12 | 1080 | 24 | 2800 | 1110 | PLX1D271MDL1 |
| 25 (1E) | 28.7 | 82 | 8 × 9 | 0.12 | 410 | 28 | 2000 | 780 | PLX1E820MCL1 |
| | | 120 | 8 × 12 | 0.12 | 600 | 27 | 2300 | 890 | PLX1E121MDL1 |
| | | 180 | 10 × 13 | 0.12 | 900 | 25 | 2800 | 1080 | PLX1E181MDL1 |
| 35 (1V) | 40.2 | 39 | 8 × 9 | 0.12 | 273 | 33 | 1800 | 720 | PLX1V390MCL1 |
| | | 56 | 8 × 12 | 0.12 | 392 | 31 | 2100 | 830 | PLX1V560MDL1 |
| | | 100 | 10 × 13 | 0.12 | 700 | 28 | 2700 | 1040 | PLX1V101MDL1 |
| 50 (1H) | 57.5 | 22 | 8 × 9 | 0.12 | 220 | 35 | 1800 | 700 | PLX1H220MCL1 |
| | | 27 | 8 × 12 | 0.12 | 270 | 33 | 2000 | 810 | PLX1H270MDL1 |
| | | 47 | 10 × 13 | 0.12 | 470 | 29 | 2600 | 1020 | PLX1H470MDL1 |

(*3) Ambient temperature of a capacitor

- Please refer to page 20, 21, 22 about the formed or taped product spec.
- Please refer to page 3 for the minimum order quantity.



Компания «ЭлектроПласт» предлагает заключение долгосрочных отношений при поставках импортных электронных компонентов на взаимовыгодных условиях!

Наши преимущества:

- Оперативные поставки широкого спектра электронных компонентов отечественного и импортного производства напрямую от производителей и с крупнейших мировых складов;
- Поставка более 17-ти миллионов наименований электронных компонентов;
- Поставка сложных, дефицитных, либо снятых с производства позиций;
- Оперативные сроки поставки под заказ (от 5 рабочих дней);
- Экспресс доставка в любую точку России;
- Техническая поддержка проекта, помощь в подборе аналогов, поставка прототипов;
- Система менеджмента качества сертифицирована по Международному стандарту ISO 9001;
- Лицензия ФСБ на осуществление работ с использованием сведений, составляющих государственную тайну;
- Поставка специализированных компонентов (Xilinx, Altera, Analog Devices, Intersil, Interpoint, Microsemi, Aeroflex, Peregrine, Syfer, Eurofarad, Texas Instrument, Miteq, Cobham, E2V, MA-COM, Hittite, Mini-Circuits, General Dynamics и др.);

Помимо этого, одним из направлений компании «ЭлектроПласт» является направление «Источники питания». Мы предлагаем Вам помощь Конструкторского отдела:

- Подбор оптимального решения, техническое обоснование при выборе компонента;
- Подбор аналогов;
- Консультации по применению компонента;
- Поставка образцов и прототипов;
- Техническая поддержка проекта;
- Защита от снятия компонента с производства.



Как с нами связаться

Телефон: 8 (812) 309 58 32 (многоканальный)

Факс: 8 (812) 320-02-42

Электронная почта: org@eplast1.ru

Адрес: 198099, г. Санкт-Петербург, ул. Калинина, дом 2, корпус 4, литера А.