


02 / 26 / 2014

LAUNCH NOTE

CHRONOS 2 22.5 MM



SUMMARY

- Introduction
- New Chronos 2 Timers
 - New Models Cross-reference
 - New Chronos 2 Part Numbers
 - Reminder: Other Obsolete 22.5 mm Timers
 - Products dimensions
 - Agency Approvals
 - Good to know
- Applications
- Launch Details

Chronos 2 Timers - 22.5mm

- The new 22.5mm is close to identical to the profile of the 17.5mm Chronos 2:
 - Same position of terminal blocks for a perfect alignment between the 17.5mm and 22.5mm timer versions.
 - Same appearance in design than the 17.5mm versions.
 - A 45mm “nose height” on the front of the product to allow the mounting of the 22.5mm versions in modular panels.
 - Slightly longer than the 17.5mm versions to allow the 2 relays SPDT 8A / 250VAC.



New Models' Cross-reference

Obsolete Models

New Models

22.5 mm

22.5 mm

Old P/N	Type	New P/N	Type
88 865 175	TQR1	88 866 175	RQR1
88 865 176	TQR6	88 866 176	RQR6
88 865 215	TA2R1	88 866 215	RA2R1
88 865 300	TU2R4	88 866 300	RU2R4
88 865 303	TU2R3	88 866 303	RU2R3
88 865 305	TU2R1	88 866 305	RU2R1
88 865 385	TX2R1	88 866 385	RX2R1

- 7 new part numbers directly replace 7 old Chronos 2 22.5 mm models
- The nomenclature is now **88 866** instead of **88 865**

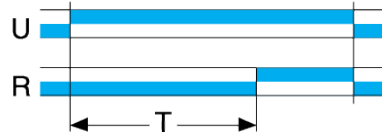
New Chronos 2 Part Numbers

- A total of 7 redesigned timers (22.5 mm) with:
 - Same rated supply voltage as old versions
 - Same electrical specifications as old versions
- **88 865 265** (function K) will not suffer any change in nomenclature and will remain available

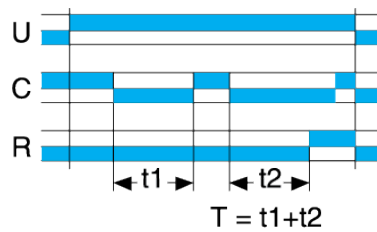
Part Number	Type	Functions	Output(s) Changeover	Timing	Supply
88 866 175	RQR1	Q	1 x 8 A	0.1 s to 100 h	24 VDC / 24 to 240 VAC
88 866 176	RQR6	Q	1 x 8 A	0.1 s to 100 h	230 to 240 VAC
88 866 215	RA2R1	A, At	2 x 8 A	0.1 s to 100 h	24 VDC / 24 to 240 VAC
88 866 300	RU2R4	A, At, B, C, H, Ht, Di, D, Ac, Bw	2 x 8 A	0.1 s to 100 h	12 VAC / VDC
88 866 303	RU2R3	A, At, H, Ht, B, C, Di, D, Ac, Bw	2 x 8 A	0.1 s to 100 h	12 to 240 VAC / VDC
88 866 305	RU2R1	A, At, H, Ht, B, C, Di, D, Ac, Bw	2 x 8 A	0.1 s to 100 h	24 VDC / 24 to 240 VAC
88 866 385	RX2R1	Ad, Ah, N, O, P, Pt, TL, Tt, W	2 x 8 A	0.1 s to 100 h	24 VDC / 24 to 240 VAC

Generic Functions

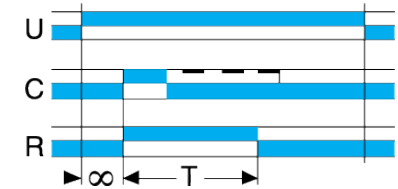
Function A:
Delay on energization



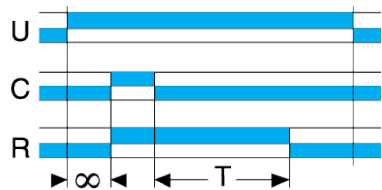
Function At: Timing on energization with memory



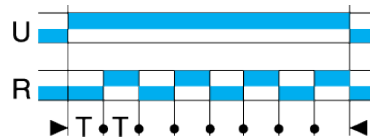
Function B: Timing on impulse (one shot) – Shaping (cannot be reset)



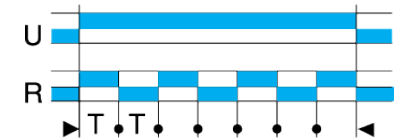
Function C: Timing after impulse. True delay off (with auxiliary power supply)



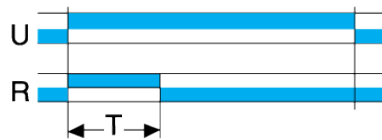
Function D:
Symmetrical flashing



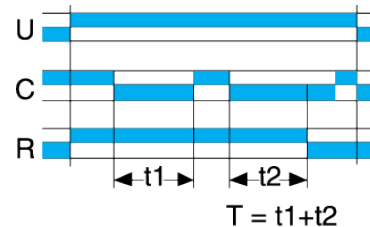
Function Di:
Symmetrical flashing



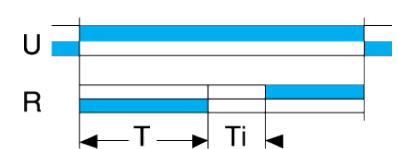
Function H: Timing on energization – Pulse output (adjustable)



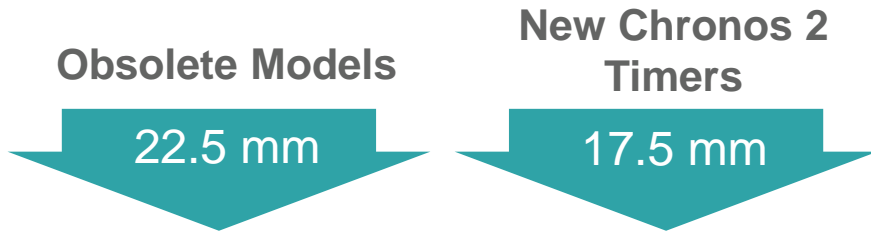
Function Ht: Delay on energization with memory



Function Q:
“Star-delta” starting



Reminder: Other Obsolete 22.5 mm Models



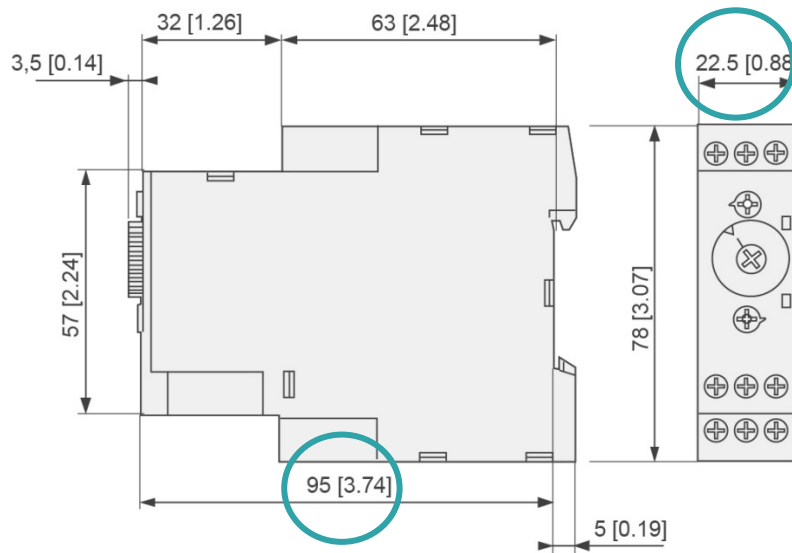
Old P/N	Type	New P/N	Type	Power supply	Function
88 865 105	TUR1	88 827 105	MUR1	24 VDC / 24 to 240 VAC	A, At, H, Ht, B, C, Di, D, Ac, Bw
88 865 115	TAR1	88 827 115	MAR1	24 VDC / 24 to 240 VAC	A, At
88 865 125	TBR1	88 827 125	MBR1	24 VDC / 24 to 240 VAC	B
88 865 135	TCR1	88 827 135	MCR1	24 VDC / 24 to 240 VAC	C
88 865 145	THR1	88 827 145	MHR1	24 VDC / 24 to 240 VAC	H, Ht
88 865 155	TLR1	88 827 155	MLR1	24 VDC / 24 to 240 VAC	L, Li
88 865 100	TUR4	88 827 103	MUR3	12 to 240 VAC / VDC	A, At, H, Ht, B, C, Di, D, Ac, Bw
88 865 103	TUR3				A, At, H, Ht, B, C, Di, D, Ac, Bw
88 865 503	TURc3	88 827 503	MURc3	12 to 240 VAC / VDC	A, At, H, Ht, B, C, Di, D, Ac, Bw

- These other obsolete 22.5 mm models have already been replaced with more compact Chronos 2 17.5 mm Timers since April 2013.

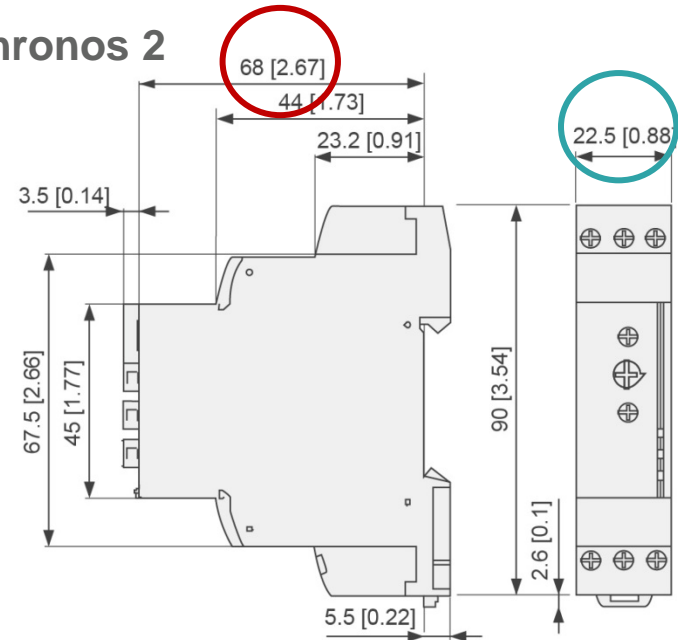
Mechanical Dimensions

- The new 22.5 mm Chronos 2 timers offer a compact and enhanced design with same width (22.5 mm), but 27 mm less depth than the previous version.

Previous Chronos 2



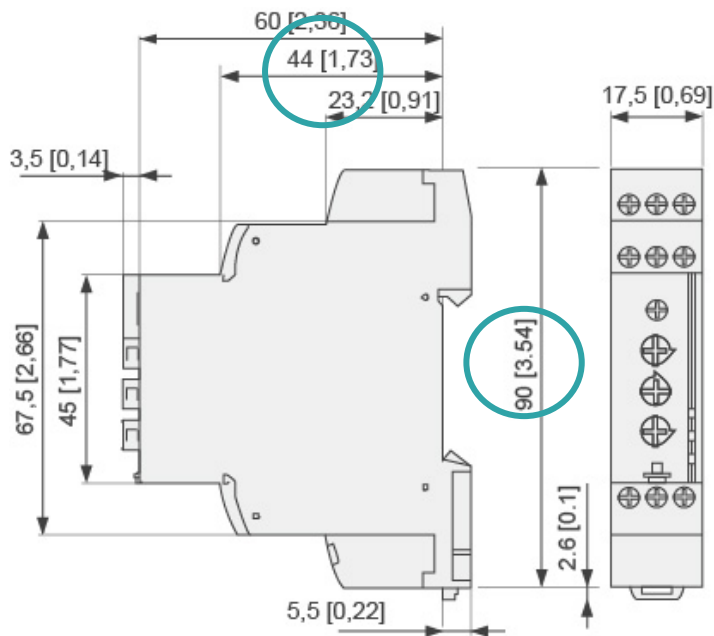
New Chronos 2



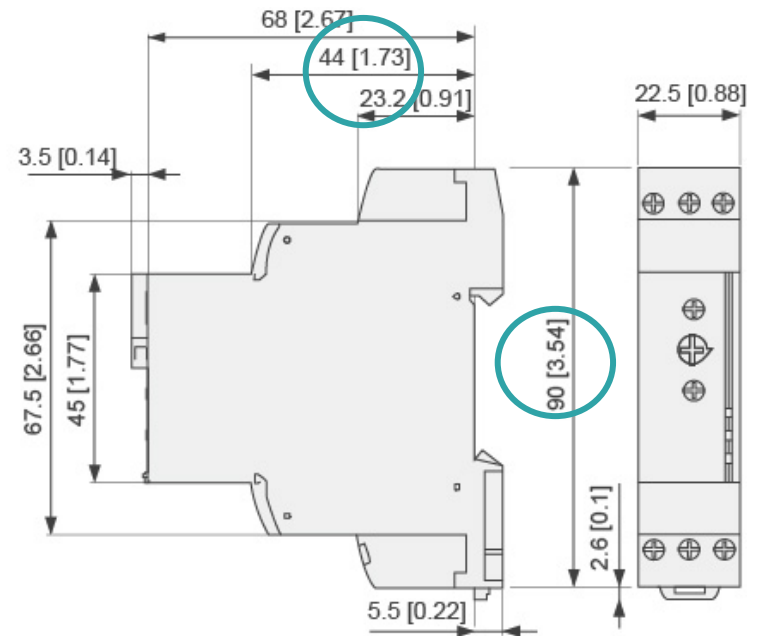
Mechanical Dimensions (cont.)

- Designed for modular use, the new 22.5 mm Chronos 2 timers have a similar profile as the already redesigned 17.5 mm Chronos 2 Timers 88827.

New 17.5 mm Chronos 2



New 22.5 mm Chronos 2



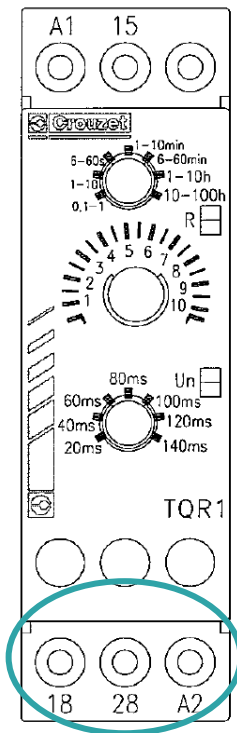
Agency Approvals

- New 22.5 mm Chronos 2 Timers

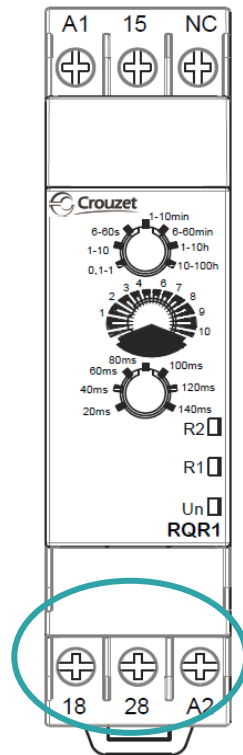
New Timer Commercial Reference				
88 866 175	•	•	•	•
88 866 176	•	•		
88 866 215	•	•	•	•
88 866 300	•	•	•	•
88 866 303	•	•		•
88 866 305	•	•	•	•
88 866 385	•	•		•

- Input & output terminals are the same for Q function.

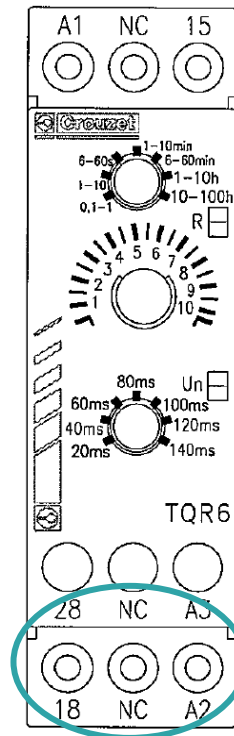
Old P/N
88 865 175



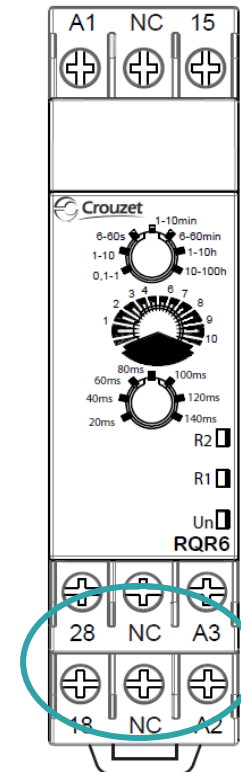
New P/N
88 866 175



Old P/N
88 865 176



New P/N
88 866 176

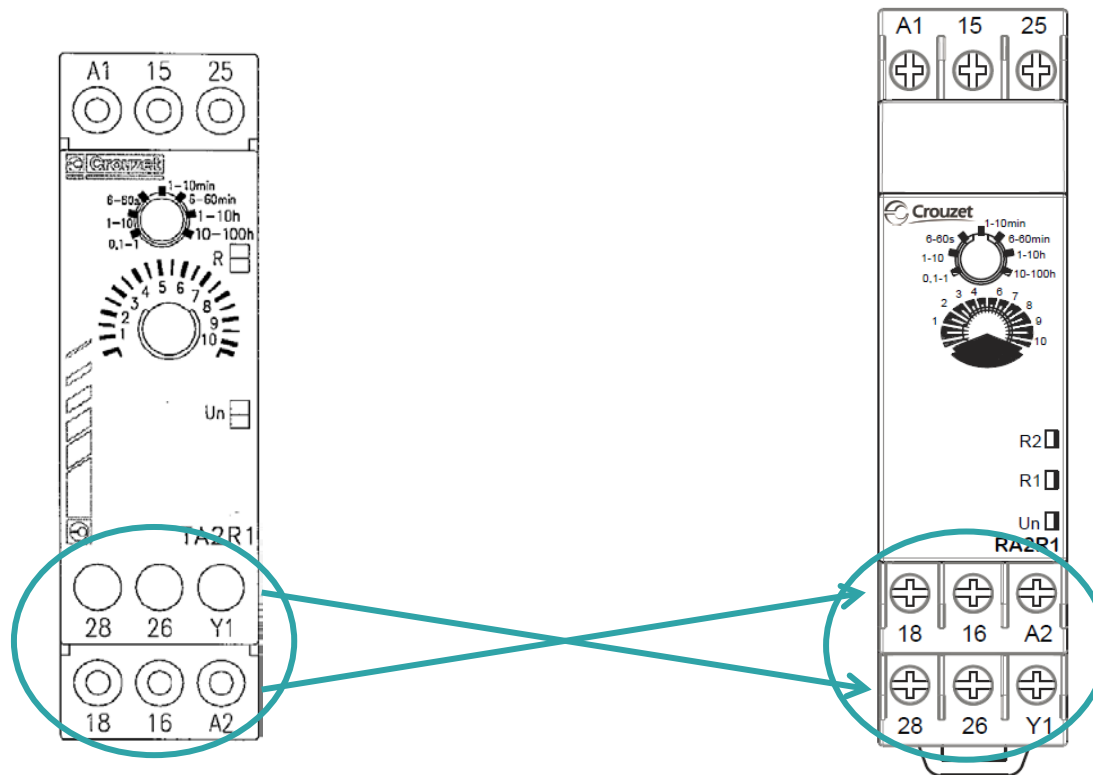


Good to know (cont.)

- For other functions, Input & output terminals have a slight change in position, but remain on the same side of the timer.

Old P/N 88 865 215
/300/303/305/385

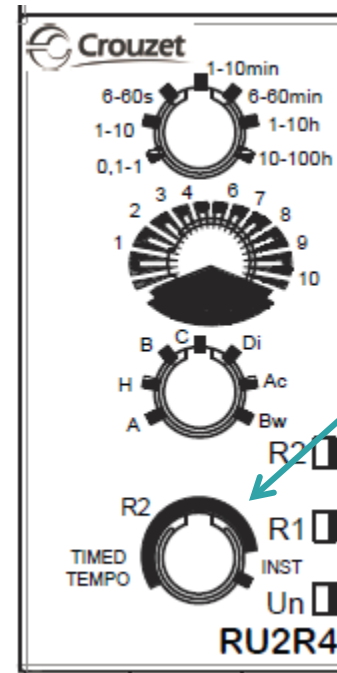

New P/N 88 866 215
/300/303/305/385



Good to know (cont.)

- Instantaneous switch is now on the front face instead of the side

Current
slide
switch on
the side



New **rotary** switch
on front face (same
function as the slide
switch)

Typical applications for Timers are with:

- OEM Industrial
- Industrial ovens
- Ice makers
- HVAC systems
- Compressors
- Plastic machinery
- Packaging equipment
- Trains
- Trucks and Buses
- Oil and Gas

1 NPI First Glance, February 26th

Several marketing materials are made available only to distributors and sales people to support their preparation for the day of the New Product Premiere.

2 New Product Premiere, March 31st

The new Chronos 2 Timers (22.5 mm) will be announced outside of the company. Product information will be available at the Crouzet website.

- Product information will be available in the Crouzet on-line catalog



Micro-control >

DIN Rail Mounted Timers >

New Chronos 2 Timers >

22.5 mm DIN Rail Mounting >




- New datasheets will be available on the website in English, German, Spanish & French

New Chronos 2 timers

→ 22.5 mm


- Relay or solid state output
- Multi-function or mono-function
- Multi-stage
- Multi-stage
- Remote terminals
- LED status indicator



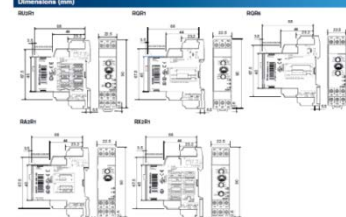
Part numbers						
Type	Functions	Timing	Output	Special setting	Connections	Supply voltage
R0001	R, S, C, D, H, W	0.1 s - 1000 s	2-pole relay	12 V E	Solar terminals	24 V 0.7 VA +24 V 0.7 VA
R0004	R, S, C, D, H, W, M	0.1 s - 1000 s	2-pole relay	12 V E	Solar terminals	12 V 0.20 VA +24 V 0.20 VA
R0005	R, S, C, D, H, W, M	0.1 s - 1000 s	2-pole relay	12 V E	Solar terminals	12 V 0.40 VA +24 V 0.40 VA
R0006	R, S, C, D, H, W, M	0.1 s - 1000 s	2-pole relay	12 V E	Solar terminals	24 V 0.7 VA +24 V 0.7 VA
R0007	R, S, C, D, H, W, M	0.1 s - 1000 s	2-pole relay	12 V E	Solar terminals	24 V 0.7 VA +24 V 0.7 VA
R0008	R, S, C, D, H, W, M	0.1 s - 1000 s	2-pole relay	12 V E	Solar terminals	24 V 0.7 VA +24 V 0.7 VA
R0009	R, S, C, D, H, W, M	0.1 s - 1000 s	2-pole relay	12 V E	Solar terminals	24 V 0.7 VA +24 V 0.7 VA
R0010	R, S, C, D, H, W, M	0.1 s - 1000 s	2-pole relay	12 V E	Solar terminals	24 V 0.7 VA +24 V 0.7 VA
R0011	R, S, C, D, H, W, M	0.1 s - 1000 s	2-pole relay	12 V E	Solar terminals	24 V 0.7 VA +24 V 0.7 VA
R0012	R, S, C, D, H, W, M	0.1 s - 1000 s	2-pole relay	12 V E	Solar terminals	24 V 0.7 VA +24 V 0.7 VA

General characteristics	
Power consumption	50 mA
Maximum rated current (resistor load)	100 mA
Maximum rated current (inductive load)	100 mA
Maximum rated current (resistor load)	100 mA
Maximum rated current (inductive load)	100 mA
Operating temperature	0 to 55 °C (32 to 131 °F)
Operating humidity	45 to 95% RH (10 to 95% RH)
Weight	10 g (0.35 oz)
Height	22.5 mm (0.89 in)






*Maximum resistance according to IEC60950-1




Dimensions (mm)















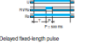



Connections

1 changeover relay output	changeover relay output	changeover relay output
		
A, Ai, A1, D, Sx, C, D, H, W	D	A1A1 220-240 VAC A1A2 220-240 VAC
2 changeover relay outputs	2 changeover relay outputs	
		
A, Ai	A1, Ai, N, O, P, R, T, U, W	



Curves

Function A	Function Aa	Function A1
		
Delay on energization	Timing after closing and opening of control pulse	Timing on energization with memory
Function B	Function Bb	Function C
		
Timing on impulse one shot	Pulse output (adjustable)	Timing after impulse delay (DIF)
Function D	Function Di	Function M
		
Flip-Flop (Pulse start)	Flip-Flop (Pulse start)	Timing on energization
Function Hb	Function O	Function S (SAS)
		
Delay on energization with memory	See table	Delay on energization
Function Ai (SAS)	Function Aa	Function Ab
		
Timing on energization with memory	Timing on energization with memory	Flashing single pulse by switch from memory
Function N	Function O	Function P
		
Safe guard	Delayed safe guard	Delayed fixed length pulse



- Previous Chronos 2 datasheets will remain available on the website in a new « Legacy & Obsolete » section in the on-line catalog.
- A cross-reference between previous and new part numbers will also be available.

Europe, Middle East Africa

Belgium

Tel.: +32 (0) 2 462 07 30
Fax: +32 (0) 2 461 00 23
com-be@crouzet.com

France

Tel.: +33 (0) 4 75 80 21 01
Fax: +33 (0) 4 75 82 89 00
com-fr@crouzet.com

Germany / Austria

Tel.: +49 (0) 21 03 9 80-108
Fax: +49 (0) 21 03 9 80-250
info-direkt@crouzet.com

Italy

Tel.: +39 (02) 66 599 220
Fax: +39 (02) 66 599 228
crz-it-microcontrol@crouzet.com

Netherlands

Tel.: +31 (0) 71-581 20 30
Fax: +31 (0) 71-541 35 74
com-nl@crouzet.com

United Kingdom

Tel.: +44 (0)1256 318 900
Fax: +44 (0)1256 318 901
info@crouzet.co.uk

Spain / Portugal

Tel.: +34 (93) 484 39 70
Fax: +34 (93) 484 39 73
es-consultas@crouzet.es

Switzerland

Tel.: +41(0) 62 887 30 30
Fax: +41(0) 62 887 30 40
info-direkt@crouzet.com

Other Countries

Tel.: +33 (0) 475 802 102
Fax: +33 (0) 475 448 126
com-ex@crouzet.com

Americas

Brazil

Tel.: +55 (11) 2505 7500
Fax: +55 (11) 2505 7507

USA/Canada

Tel.: +1 (877) 502 5500
Fax: +1 (619) 210 1590
customer.service@us.crouzet.com

Mexico

Tel.: +1 (222) 409 7000
Fax: +1 (222) 409 7810
mexico@cstsensors.com

Other Countries

Tel.: +55 (11) 4195 1834
Fax: +55 (11) 4191 9136

Asia

China & Hong Kong

Tel.: +86 (21) 6065 6699
Fax: +86 (21) 6065 7749
china@cstsensors.com

India

Tel.: +91 (0) 80 4113 2204/05
Fax: +91 (0) 80 4113 2206
india@cstsensors.com

Korea

Tel.: +82 (0)2 2629 8312
Fax: +82 (0)2 2629 8310
korea@cstsensors.com

South East Asia & Pacific

Tel.: +886 (0)2 8751 6388
Fax: +886 (0)2 2657 8725
eap@cstsensors.com
taiwan@cstsensors.com

THANK YOU

WWW.CROUZET.COM



Компания «ЭлектроПласт» предлагает заключение долгосрочных отношений при поставках импортных электронных компонентов на взаимовыгодных условиях!

Наши преимущества:

- Оперативные поставки широкого спектра электронных компонентов отечественного и импортного производства напрямую от производителей и с крупнейших мировых складов;
- Поставка более 17-ти миллионов наименований электронных компонентов;
- Поставка сложных, дефицитных, либо снятых с производства позиций;
- Оперативные сроки поставки под заказ (от 5 рабочих дней);
- Экспресс доставка в любую точку России;
- Техническая поддержка проекта, помощь в подборе аналогов, поставка прототипов;
- Система менеджмента качества сертифицирована по Международному стандарту ISO 9001;
- Лицензия ФСБ на осуществление работ с использованием сведений, составляющих государственную тайну;
- Поставка специализированных компонентов (Xilinx, Altera, Analog Devices, Intersil, Interpoint, Microsemi, Aeroflex, Peregrine, Syfer, Eurofarad, Texas Instrument, Miteq, Cobham, E2V, MA-COM, Hittite, Mini-Circuits, General Dynamics и др.);

Помимо этого, одним из направлений компании «ЭлектроПласт» является направление «Источники питания». Мы предлагаем Вам помощь Конструкторского отдела:

- Подбор оптимального решения, техническое обоснование при выборе компонента;
- Подбор аналогов;
- Консультации по применению компонента;
- Поставка образцов и прототипов;
- Техническая поддержка проекта;
- Защита от снятия компонента с производства.



Как с нами связаться

Телефон: 8 (812) 309 58 32 (многоканальный)

Факс: 8 (812) 320-02-42

Электронная почта: org@eplast1.ru

Адрес: 198099, г. Санкт-Петербург, ул. Калинина, дом 2, корпус 4, литера А.