



global solutions :
local support™

Recyclable
Clean Copper™ (RCC)



Laird Technologies is committed to providing the world's leading OEMs with comprehensive solutions for their antenna, EMI shielding, telematics and thermal management requirements.

A world-leader, Laird Technologies has unrivaled product lines, dedication to ongoing R&D and a seamless network of manufacturing and customer support facilities located across the globe – most importantly, near its customers.

The company's philosophy of 'global solutions and local support' coupled with decades of experience and considerable capabilities means it has become a key partner for companies manufacturing in the following industries:

- Aerospace
- Automotive electronics
- Computer
- Data communications
- General electronics
- Medical equipment
- Military
- Network equipment
- Telecommunications

global solutions :
local support™

ABOUT RECYCLABLE CLEAN COPPER™

Recyclable Clean Copper™ (RCC) products meld strong stability and tensile strength with high levels of thermal and electrical conductivity. It is suitable to use in both grounding and shielding applications at a cost that is comparable with traditional metal EMI shields. Shielding effectiveness is similar to other copper alloys with values over 100 dB.

Recyclable Clean Copper is fully compliant to EU Directive 2002/95/EC (RoHS compliant) and alleviates the environmental, safety and segregation concerns associated with the traditional use and recycling of beryllium-based copper alloys.

This alternative material exhibits excellent corrosion resistance, platability, solderability and stress relaxation properties. It is characterized by superior yield strength

(around 1000 MPa), and excellent elastic resilience compared to other common copper alloys.

The product is targeted at high volume standard designs. Custom stampings are available upon customer request. As with all of Laird Technologies metal fingerstock gaskets, Recyclable Clean Copper is completely flameproof.

For mounting methods and other specific product information, please see Laird Technologies catalog "Fingerstock, Gaskets and Metal Grounding Products".

Recyclable Clean Copper (RCC) beryllium-free EMI shielding offers customers an excellent alternative to beryllium containing alloys (BeCu) in a wide range of slotted applications.


The conversion of part number (Stock Item) of BeCu to RCC:

BeCu	RCC
0077-	0067-
0c77-	0c67-
0097-	0087-
0c97-	0c87-
0078-	0068-
0c78-	0c68-
0098-	0088-
0c98-	0c88-

REPRESENTATIVE SURFACE FINISHES

All standard Laird Technologies plating finishes are available.

TIN PLATING




NICKEL PLATING



ULTRA SOFT



HT



SLOT MOUNT SERIES

RECYCLABLE CLEAN COPPER™

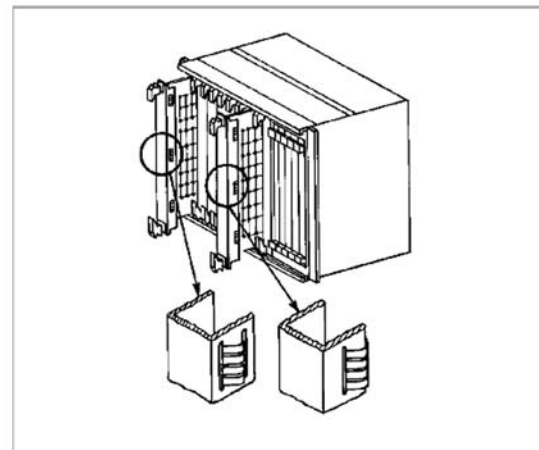
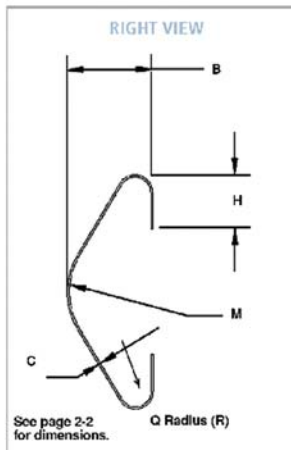
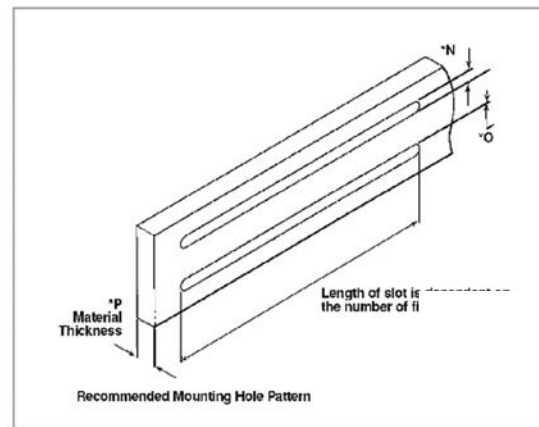
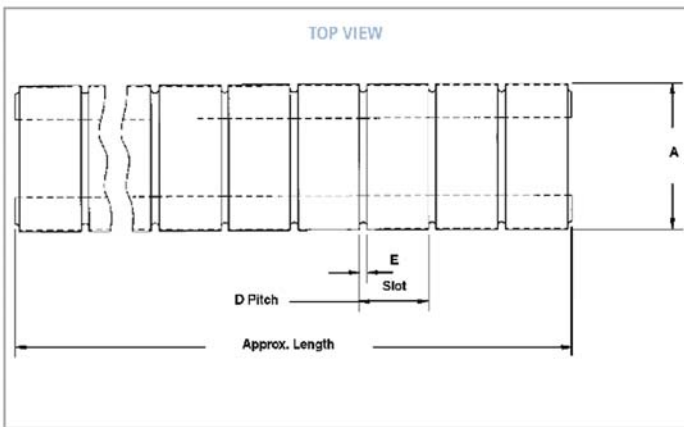

Laird Technologies Recyclable Clean Copper Slot Mount Series shielding gaskets are designed for use in a wide variety of slotted applications.

This product line is ideal both for grounding and shielding applications. Minimal slot fabrication cost; easy and cost-effective installation since fasteners and adhesives are not required; bi-directional wiping and compression action to accommodate a wide variety of designs.

The Slot Mount Series is available in your choice of finishes. These products are also available in UltraSoft® low compression force 67-series (such as 67-19, 67-17).

Ideal for grounding and shielding in the following electronic enclosure applications:

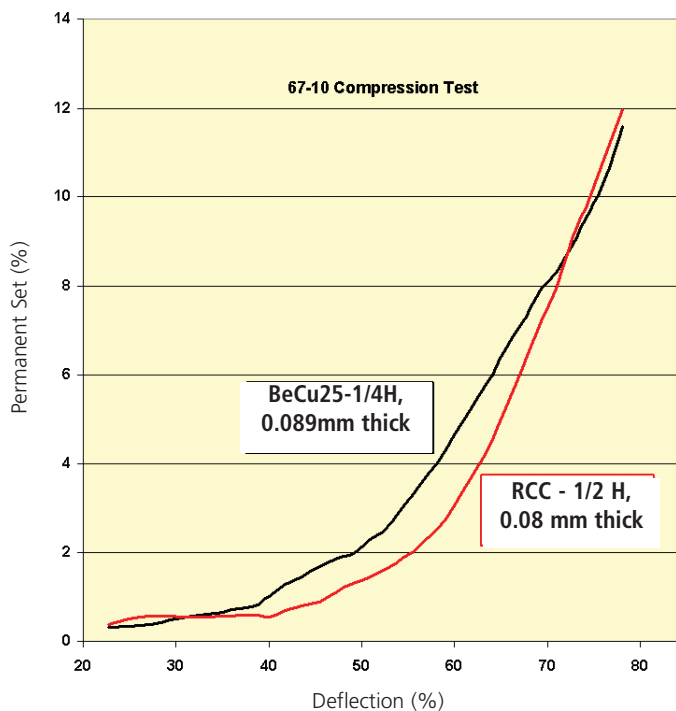
- Front panel handles
- Chassis covers
- Plug-in units
- Backplanes
- Subrack assemblies



SLOT MOUNT SERIES

RECYCLABLE CLEAN COPPER™

SERIES	A	B	C	D	E	H	M	*N	*O *P RECOMMENDED		Q (R)	LENGTH APPROX.	# OF FING.
67- 010	0.320 (8,128)	0.110 (2,794)	0.004 (0,102)	0.187 (4,750)	0.018 (0,457)	0.085 (2,159)	0.110 (2,794)	0.090 (2,286)	0.026 (6,604)	0.04 (1,016)	0.020 (0,508)	16.000 (406,4)	86 ----
67- 015	0.600 (15,240)	0.220 (5,588)	0.005 (0,127)	N/A ----	N/A ----	0.140 (3,556)	0.180 (4,572)	0.140 (3,556)	0.520 (13,208)	0.070 (1,778)	0.040 (1,016)	0.250 (6,350)	1 ----
67- 017	0.320 (8,128)	0.110 (2,794)	0.004 (0,102)	0.187 (4,750)	0.018 (0,457)	0.085 (2,159)	0.110 (2,794)	0.090 (2,286)	0.260 (6,604)	0.040 (1,016)	0.020 (0,508)	0.356 (9,042)	2 ----
67- 018	0.320 (8,128)	0.110 (2,794)	0.004 (0,102)	0.187 (4,750)	0.018 (0,457)	0.085 (2,159)	0.110 (2,794)	0.090 (2,286)	0.260 (6,604)	0.040 (1,016)	0.020 (0,508)	0.543 (13,792)	3 ----
67- 019	0.320 (8,128)	0.110 (2,794)	0.004 (0,102)	0.187 (4,750)	0.018 (0,457)	0.085 (2,159)	0.110 (2,794)	0.090 (2,286)	0.260 (6,604)	0.040 (1,016)	0.020 (0,508)	0.730 (18,542)	4 ----
67- 020	0.600 (15,240)	0.220 (5,588)	0.005 (0,127)	0.282 (7,163)	0.032 (0,813)	0.140 (3,556)	0.180 (4,572)	0.140 (3,556)	0.520 (13,208)	0.070 (1,778)	0.040 (1,016)	0.532 (13,513)	2 ----
67- 024	0.370 (9,398)	0.130 (3,302)	0.004 (0,102)	0.250 (6,350)	0.025 (0,635)	0.085 (2,159)	0.110 (2,794)	0.090 (2,286)	0.300 (7,620)	0.040 (1,016)	0.020 (0,508)	0.475 (12,065)	2 ----
67- 025	0.370 (9,398)	0.130 (3,302)	0.004 (0,102)	0.250 (6,350)	0.025 (0,635)	0.085 (2,159)	0.110 (2,794)	0.090 (2,286)	0.300 (7,620)	0.040 (1,016)	0.020 (0,508)	0.725 (18,415)	3 ----
67- 026	0.370 (9,398)	0.130 (3,302)	0.005 (0,127)	0.025 (6,320)	0.025 (0,635)	0.085 (2,159)	0.110 (2,794)	0.090 (2,286)	0.300 (7,620)	0.040 (1,016)	0.020 (0,508)	0.975 (24,765)	4 ----
67- 036	0.310 (7,874)	0.120 (3,048)	0.003 (0,076)	0.250 (6,350)	0.020 (0,508)	0.090 (2,286)	0.115 (2,921)	0.095 (2,413)	0.250 (6,350)	0.040 (1,016)	0.015 (0,508)	0.980 (24,892)	4 ----
67- 037	0.310 (7,874)	0.120 (3,048)	0.003 (0,076)	0.250 (6,350)	0.020 (0,508)	0.090 (2,286)	0.115 (2,921)	0.095 (2,413)	0.250 (6,350)	0.040 (1,016)	0.015 (0,381)	1.480 (37,592)	6 ----
67- 047	0.320 (8,128)	0.110 (2,794)	0.004 (0,102)	0.187 (4,750)	0.018 (0,457)	0.085 (2,159)	0.110 (2,794)	0.090 (2,286)	0.260 (6,604)	0.040 (1,016)	0.040 (1,016)	0.543 (13,792)	3 ----
67- 056	0.320 (8,128)	0.110 (2,794)	0.004 (0,102)	0.187 (4,750)	0.018 (0,457)	0.085 (2,159)	0.110 (2,794)	0.090 (2,286)	0.260 (6,604)	0.040 (1,016)	0.020 (0,508)	16.00 (406,4)	86 ----
67- 063	0.320 (8,128)	0.110 (2,794)	0.004 (0,102)	0.187 (4,750)	0.018 (0,457)	0.085 (2,159)	0.110 (2,794)	0.090 (2,286)	0.260 (6,604)	0.040 (1,016)	0.025 (0,635)	0.356 (9,042)	2 ----
67- 088	0.563 (14,300)	0.11 (2,794)	0.003 (0,076)	0.187 (4,750)	0.018 (0,457)	0.085 (2,159)	0.110 (2,794)	0.090 (2,286)	0.260 (3,304)	0.040 (1,016)	0.020 (0,508)	1.478 (37,541)	8 ----
67- 096	0.600 (15,240)	0.220 (5,588)	0.005 (0,127)	0.282 (7,163)	0.032 (0,813)	0.140 (3,556)	0.180 (4,572)	0.095 (2,413)	0.520 (13,208)	0.040 (1,016)	0.010 (1,016)	1.096 (27,838)	4 --

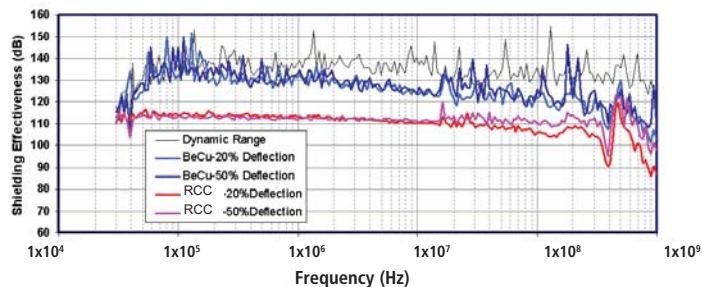


All dimensions are shown in inches (millimeters) unless otherwise specified.

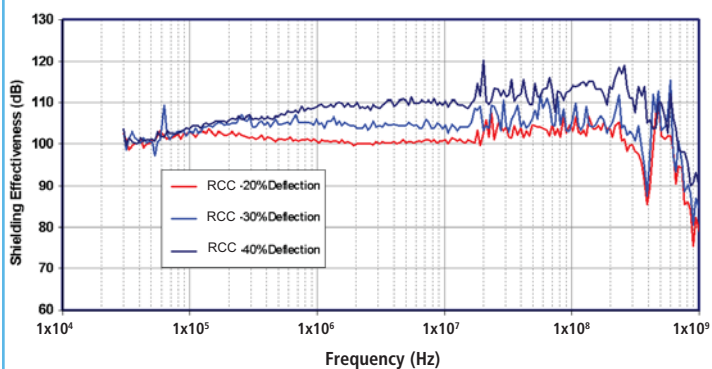
SLOT MOUNT SERIES

RECYCLABLE CLEAN COPPER™

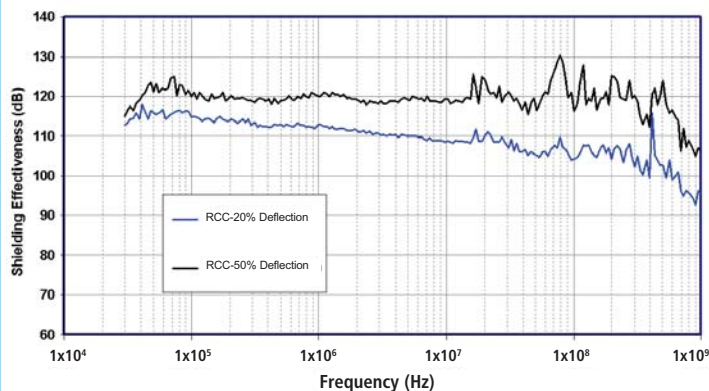
0067-0010 Shielding Effectiveness by Transfer Impedance



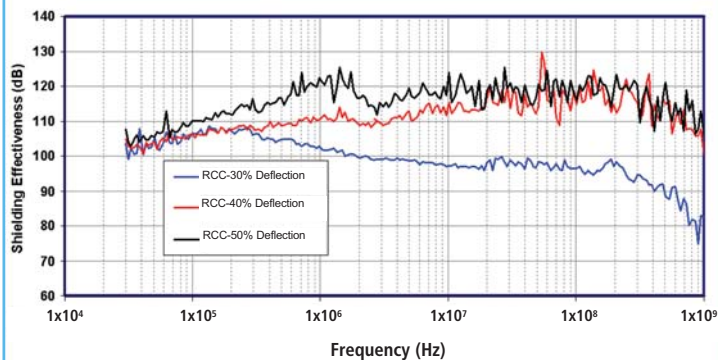
0067-0018 Shielding Effectiveness by Transfer Impedance



0067-0025 Shielding Effectiveness by Transfer Impedance



0068-0019 Shielding Effectiveness by Transfer Impedance




VARIABLE SLOT MOUNT

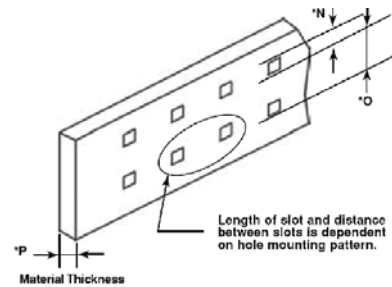
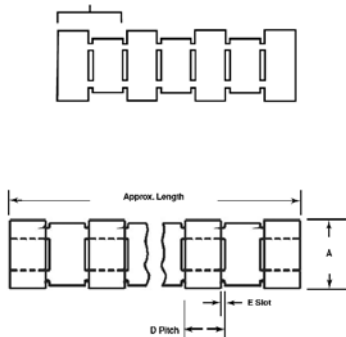
RECYCLABLE CLEAN COPPER™

Laird Technologies introduces Variable Slot Mount shielding which eliminates the use of long slots while still utilizing the easy installation method of slot mount shielding. Fingers are removed from the strip in areas where a mounting slot is not present. The Variable Slot Mount shielding strips can be customized to any patterned series of slots.

- Easy and cost-effective installation since fasteners and adhesives are not required
- Improved shielding effectiveness compared to traditional slot mount series through elimination of long slots in host material
- Slot mounting feature can be varied to accommodate different lengths and hole mounting patterns
- Three and five pitch segments ideal for grounding applications
- Bi-directional wiping and compression action to accommodate a wide variety of designs
- Available in standard 67-Series and UltraSoft® (68-Series low compression versions)
- Ability to retrofit equipment when higher clock speeds limit current slot mount product without changing slot size or location
- One piece construction eliminates handling individual pieces, thereby shortening installation time
- Ideal for grounding and shielding in the following electronic enclosure applications:
 - Front panel handles
 - Backplanes
 - Subrack assemblies
 - Chassis covers
 - Plug-in units



Repeating Finger Pattern for 67-056 and 67-057



Variable Slot Mount Dimensions

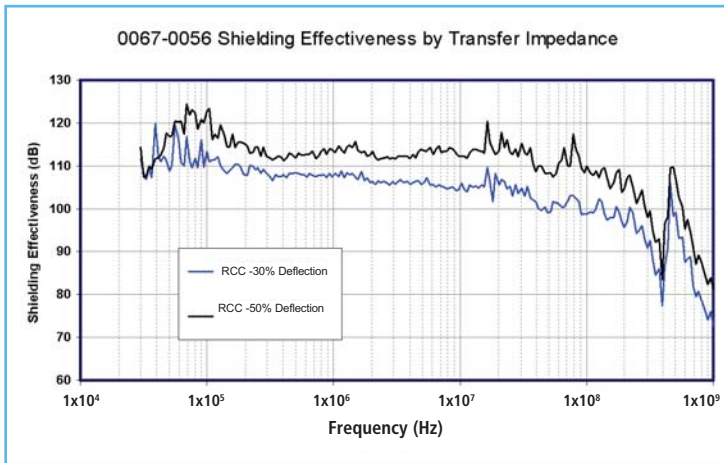
SERIES VIEW	A	B	C	D	E	H	M	*N	*O RECOMMENDED	*P	Q (R)	LENGTH APPROX.	# OF FING.
67-056	0.320	0.110	0.004	0.187	0.018	0.085	0.110	0.090	0.260	0.040	0.020	16.000	86
A	(8,128)	(2,794)	(0,102)	(4,750)	(0,457)	(2,159)	(2,794)	(2,286)	(6,604)	(1,016)	(0,508)	(406,400)	-
67-057	0.600	0.220	0.005	0.282	0.032	0.130	0.180	0.140	0.520	0.070	0.040	16.000	57
A	(15,240)	(5,588)	(0,127)	(7,163)	(0,813)	(3,302)	(4,572)	(3,556)	(13,208)	(1,778)	(1,016)	(406,400)	-
67-060	0.320	0.110	0.003	0.187	0.018	0.085	0.110	0.090	0.260	0.040	0.020	16.000	86
E	(8,132)	(2,794)	(0,076)	(4,750)	(0,457)	(2,159)	(2,794)	(2,286)	(6,604)	(1,016)	(0,508)	(406,400)	-
67-061	0.320	0.110	0.003	0.187	0.018	0.085	0.110	0.090	0.260	0.040	0.020	16.000	86
B	(8,128)	(2,794)	(0,076)	(4,750)	(0,475)	(2,159)	(2,794)	(2,286)	(6,604)	(1,016)	(0,508)	(404,400)	-
67-066	0.320	0.110	0.003	0.187	0.018	0.085	0.110	0.090	0.260	0.040	0.020	16.000	86
C	(8,128)	(2,794)	(0,076)	(4,750)	(0,457)	(2,159)	(2,794)	(2,286)	(6,604)	(1,016)	(0,508)	(406,400)	-
67-090	0.600	0.220	0.005	0.282	0.032	0.140	0.180	0.140	0.520	0.070	0.040	16.000	57
B	(15,240)	(5,588)	(0,127)	(7,163)	(0,813)	(3,556)	(4,572)	(3,556)	(13,208)	(1,778)	(1,016)	(406,400)	-
67-105	0.600	0.220	0.005	0.282	0.032	0.140	0.180	0.140	0.520	0.070	0.040	16.000	57
C	(15,240)	(5,588)	(0,127)	(7,163)	(0,813)	(3,556)	(4,572)	(3,556)	(13,208)	(1,778)	(1,016)	(406,400)	-
67-107	0.600	0.220	0.005	0.282	0.032	0.140	0.180	0.140	0.520	0.070	0.040	16.000	57
E	(15,240)	(5,588)	(0,127)	(7,163)	(0,813)	(3,556)	(4,572)	(3,556)	(13,208)	(1,778)	(1,016)	(406,400)	-

*May vary depending upon application.

All dimensions are shown in inches (millimeters) unless otherwise specified.

VARIABLE SLOT MOUNT

RECYCLABLE CLEAN COPPER™


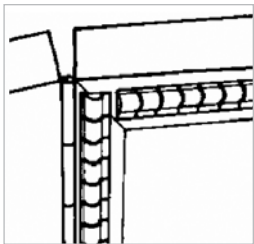


ALL-PURPOSE SERIES

RECYCLABLE CLEAN COPPER™

These versatile gaskets are made from Recyclable Clean Copper with sticky fingers® self adhesive backing. They provide an extremely tight, instant bond and are ideal as an all purpose contact strip for metal cabinets and electronic enclosures, particularly where space is critical.

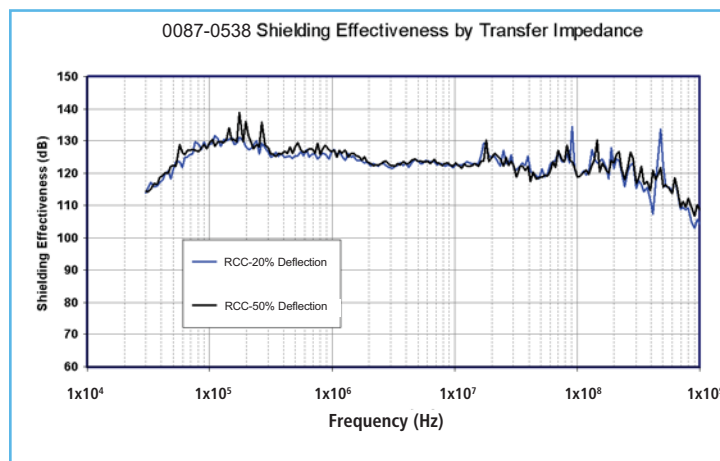
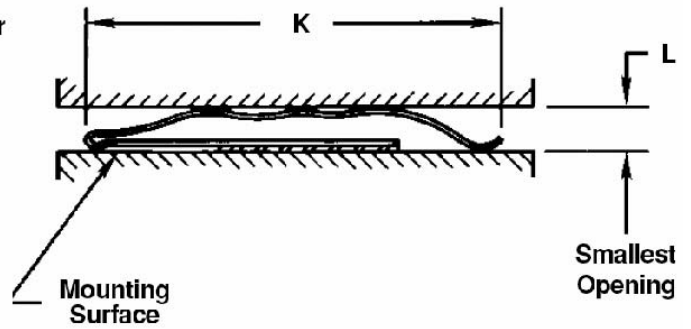
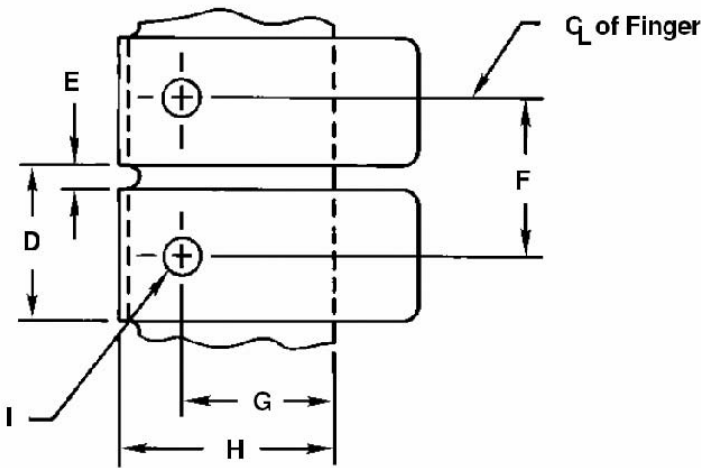
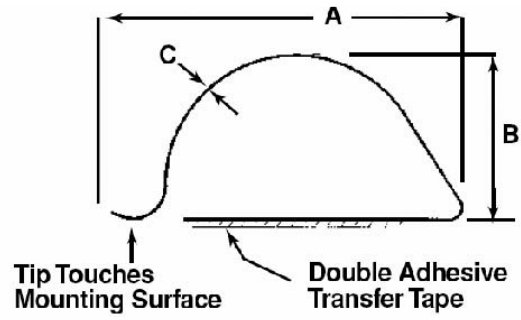
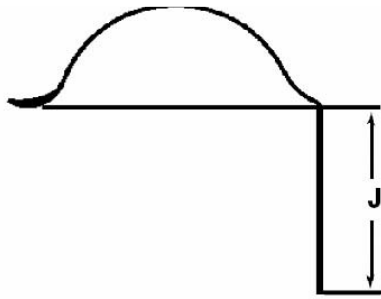
They prove to be especially effective where variations exist in the space to be shielded and in applications that require high shielding performance despite frequent opening and closing of the cabinet.



All Purpose Gasket Dimensions

SERIES	A Min.	B	C	D	E	F	G	H	I	J	K	L	LENGTH Approx.	APPROX. Coil FT (M)
87-520	0.370	0.140	0.003	0.250	0.022	0.250	0.090	0.310	0.060	N/A	0.500	0.070	16.000	25.0
	(9,4)	(3,56)	(0,08)	(6,35)	(0,56)	(6,35)	(2,29)	(7,87)	(1,52)		(12,7)	(1,78)	(406,4)	(7,62)
87-525	0.370	0.140	0.003	0.250	0.022	0.250	0.090	N/A	0.060	0.320	0.500	0.070	16.000	25.0
	(9,4)	(3,56)	(0,08)	(6,35)	(0,56)	(6,35)	(2,29)		(1,52)	(8,13)	(12,7)	(1,78)	(406,4)	(7,62)
87-536	0.670	0.310	0.004	0.375	0.040	0.380	0.380	0.530	0.140	N/A	0.940	0.140	24.000	25.0
	(17,02)	(7,87)	(0,1)	(9,53)	(1,02)	(9,65)	(9,65)	(13,46)	(3,56)		(23,88)	(3,56)	(609,6)	(7,62)
87-538	0.780	0.250	0.005	0.375	0.040	0.380	0.380	0.530	0.140	N/A	0.940	0.080	24.000	25.0
	(19,81)	(6,35)	(0,13)	(9,53)	(1,02)	(9,65)	(9,65)	(13,46)	(3,56)		(23,88)	(2,03)	(609,6)	(7,62)
87-540	0.280	0.110	0.003	0.188	0.018	0.190	0.080	0.230	0.060	N/A	0.370	0.065	16.000	25.0
	(7,11)	(2,79)	(0,08)	(4,78)	(0,46)	(4,83)	(2,03)	(5,84)	(1,52)		(9,4)	(1,65)	(406,4)	(7,62)
87-544	0.260	0.110	0.003	0.188	0.018	0.190	0.080	N/A	0.060	0.240	0.370	0.065	16.000	25.0
	(6,6)	(2,79)	(0,08)	(4,78)	(0,46)	(4,83)	(2,03)		(1,52)	(6,1)	(9,4)	(1,65)	(406,4)	(7,62)

All dimensions are shown in inches (millimeters) unless otherwise specified.




TWIST SERIES

RECYCLABLE CLEAN COPPER™

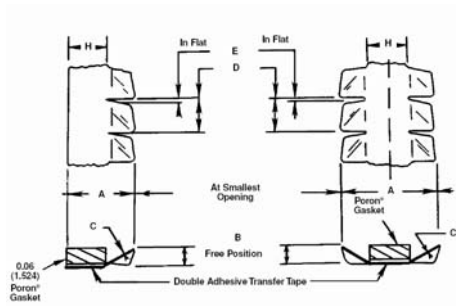
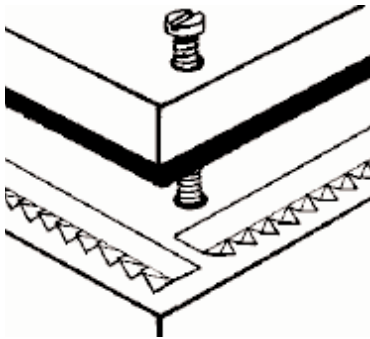
Adhesive-mounted Recyclable Clean Copper contact strips with twist design offer narrow electronic gaskets for general shielding applications.

Different widths are available to suit your specific application for single edge contact strips.

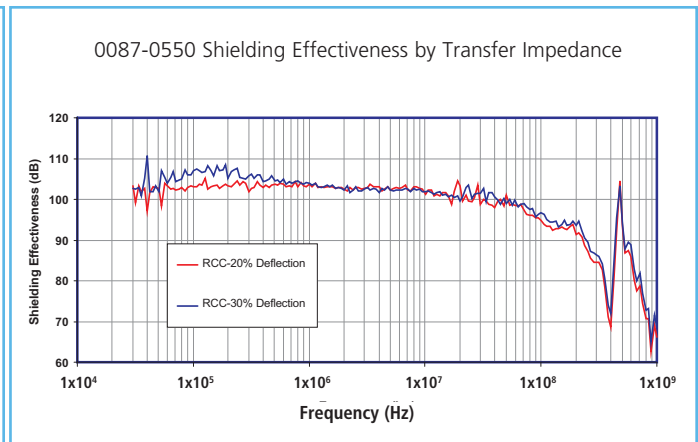
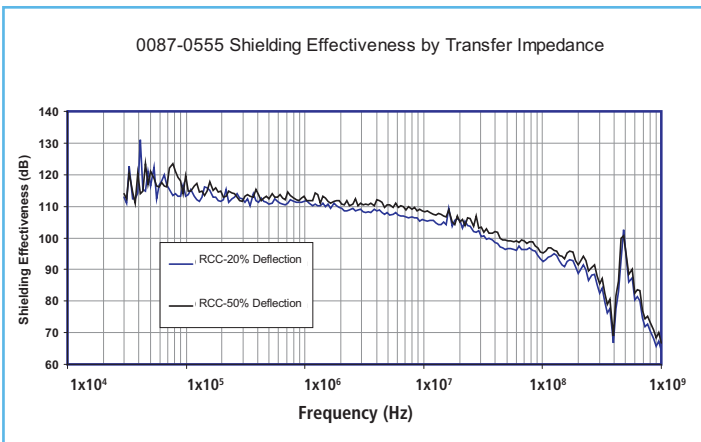
All Twist Series strips are furnished in 24.00 in (609,60 mm) lengths. Strips (e.g. 0c87-0550) are also available in standard 25.0 ft. (7.6m) coils.



87-550 87-551 87-555 87-556 87-558 87-559 87-560 87-567 87-561



SERIES	A MIN.	B	C	D PITCH	E SLOT	H	APPROX. LENGTH IN. (MM)	APPROX. COIL FT (M)	GASKET
87-550	0.230 (5,842)	0.030 (0,762)	0.003 (0,076)	0.095 (2,413)	0.015 (0,381)	0.140 (3,556)	24.000 (609,600)	25.0 (7,60)	NO
87-551	0.160 (4,064)	0.030 (0,762)	0.003 (0,076)	0.095 (2,413)	0.015 (0,381)	0.080 (2,032)	24.000 (609,600)	-- --	NO
87-555	0.340 (8,636)	0.070 (1,778)	0.003 (0,076)	0.165 (4,191)	0.015 (0,381)	0.180 (4,572)	24.000 (609,600)	25.0 (7,6)	NO
87-556	0.340 (8,636)	0.070 (1,778)	0.003 (0,076)	0.165 (4,191)	0.015 (0,381)	0.180 (4,572)	24.000 (609,600)	25.0 (7,6)	YES
87-558	0.200 (5,080)	0.070 (1,778)	0.003 (0,076)	0.165 (4,191)	0.015 (0,381)	0.110 (2,794)	24.000 (609,600)	-- --	NO
87-559	0.300 (7,620)	0.070 (1,778)	0.003 (0,076)	0.165 (4,191)	0.015 (0,381)	0.180 (4,572)	24.000 (609,600)	25.0 (7,6)	NO
87-560	0.500 (12,700)	0.070 (1,778)	0.003 (0,076)	0.165 (4,191)	0.015 (0,381)	0.190 (4,826)	24.000 (609,600)	25.0 (7,6)	NO
87-561	0.500 (12,700)	0.070 (1,778)	0.003 (0,076)	0.165 (4,191)	0.015 (0,381)	0.190 (4,826)	24.000 (609,600)	25.0 (7,6)	YES
87-557	0.725 (18,415)	0.209 (5,309)	0.003 (0,076)	0.500 (12,700)	0.015 (0,381)	0.408 (10,363)	24.000 (609,600)	25.0 (7,6)	NO
87-569	0.500 (12,700)	0.120 (3,048)	0.003 (0,076)	0.250 (6,350)	0.015 (0,381)	0.250 (6,350)	24.000 (609,600)	25.0 (7,6)	NO

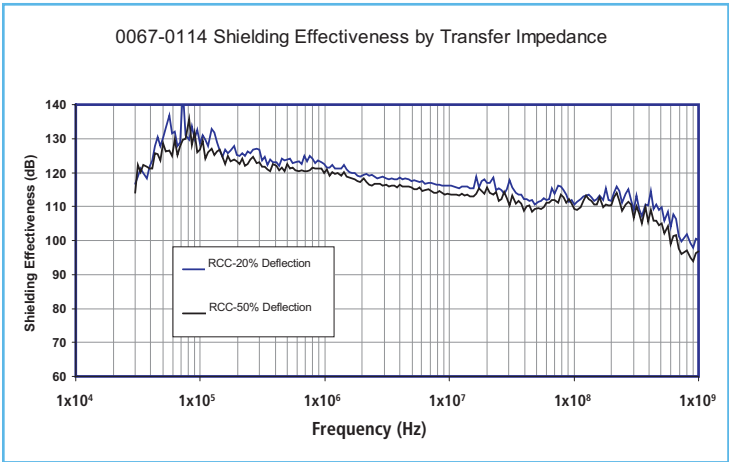
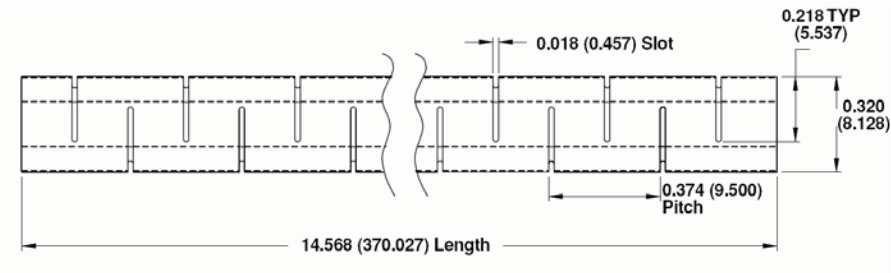
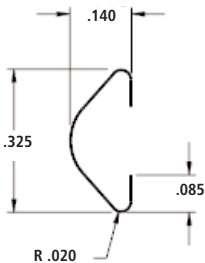


ALTERNATE SLOT SERIES

RECYCLABLE CLEAN COPPER™

Laird Technologies alternating slot/cut design is engineered for use in a wide variety of slotted applications, such as front panel handles, plug-in units, subrack assemblies, chassis covers and backplanes.

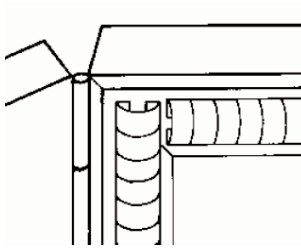
Also available in UltraSoft® low compression force 68-Series.



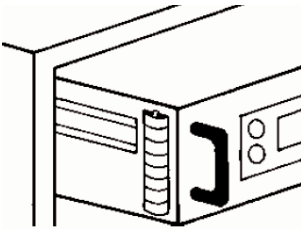
All dimensions are shown in inches (millimeters) unless otherwise specified.

SYMMETRICAL S³ SLOTTED SHIELDING

RECYCLABLE CLEAN COPPER™




Strips with sticky fingers® are low compression, adhesive mounted Recyclable Clean Copper shielding products. Designed as a continuous band, the strip is slotted to permit spring contact throughout its length. A wide radius profile creates the greatest contact for maximum conductivity with minimum compression requirements.



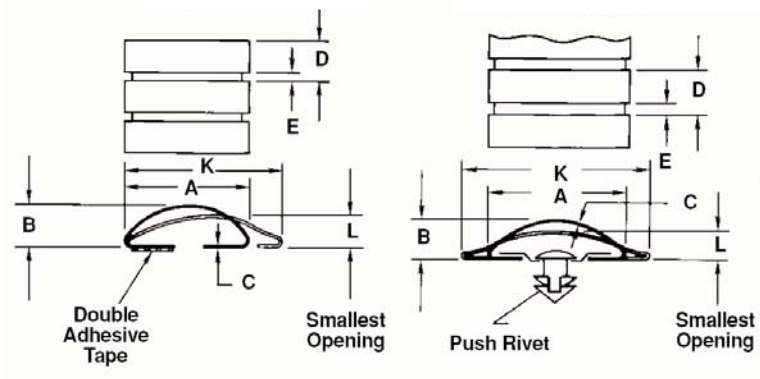
A self-adhesive tape makes mounting easy and secure.

Strips with bi-directional rivet mount are as described above, but with the addition of an integral pierced brass track to provide plastic push rivet mounting in a 0.125 in (3,175 mm) diameter hole.



S³

S³ RIVET MOUNT



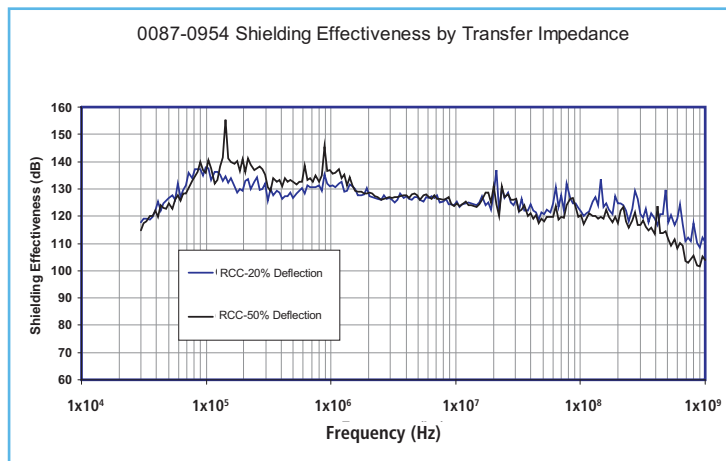
SERIES MIN.	A	B	C	D	E	K	L	APPROX. LENGTH
87-951	0.620 (15,748)	0.220 (5,588)	0.004 (0,102)	0.375 (9,525)	0.030 (0,762)	0.760 (19,304)	0.100 (2,540)	15.000 (381,000)
87-954	0.450 (11,430)	0.140 (3,556)	0.003 (0,076)	0.250 (6,350)	0.022 (0,559)	0.510 (12,954)	0.070 (1,778)	15.000 (381,000)
87-957	0.350 (8,890)	0.110 (2,794)	0.003 (0,076)	0.187 (4,750)	0.018 (0,457)	0.380 (9,652)	0.055 (1,397)	15.000 (381,000)

SERIES	A	B MIN.	C	D	E	K	L	APPROX. LENGTH	M	N	NO. OF RIVETS
87-952	0.620 (15,748)	0.220 (5,588)	0.004 (0,102)	0.375 (9,525)	0.030 (0,762)	0.760 (19,304)	0.100 (2,540)	15.000 (381,000)	0.560 (14,224)	0.940 (23,876)	10 —
87-955	0.450 (11,430)	0.140 (3,556)	0.003 (0,076)	0.250 (6,350)	0.022 (0,559)	0.510 (12,954)	0.070 (1,778)	15.000 (381,000)	0.630 (16,002)	0.880 (22,352)	10 —
87-958	0.350 (8,890)	0.110 (2,794)	0.003 (0,076)	0.187 (4,750)	0.018 (0,457)	0.380 (9,652)	0.070 (1,778)	15.000 (381,000)	0.660 (16,764)	0.840 (21,336)	10 —

All dimensions are shown in inches (millimeters) unless otherwise specified.

SYMMETRICAL S³ SLOTTED SHIELDING

RECYCLABLE CLEAN COPPER™



NOTES

NORTH AMERICA

Our USA toll-free telephone number is
+1.800.843.4556

Chicago, USA
1751 Wilkening Court
Schaumburg, IL 60173
Phone +1.847.839.6000
Fax +1.847.519.9682

Delaware Water Gap, USA
1 Shielding Way
P.O. Box 650
Delaware Water Gap, PA 18327
Phone +1.570.424.8510
Fax +1.570.424.6213

San Diego, USA
1825 Diamond Street
San Marcos, CA 92069
Phone +1.760.736.7007
Fax +1.760.736.7008

San Jose, USA
2030 Fortune Drive
Suite 100
San Jose, CA 95131
Phone +1.408.544.9500
Fax +1.408.577.0691

St. Louis, USA
3481 Rider Trail South
St. Louis, MO 63045
Phone +1.314.344.9300
Fax +1.314.344.9333

Reynosa, Mexico
Industrial Center #5
Parque Industrial Reynosa
Calle Brecha E-99 NORTE
Lote 23, Reynosa
Tamaulipas 88780
Phone: +52-899-921-9000
Fax: +52-899-921-9038

EUROPE

Czech Republic
Prumyslova 497
462 11 Liberec
Czech Republic
Phone +420.48.8575111
Fax +420.48.8575303

Germany
Äußere Oberastraße 22
83026
Rosenheim, Germany
Phone +49.8031.24600
Fax +49.8031.246050

France
13-15 rue des Entrepreneurs
91560 Crosne, France
Phone +33.1.69497979
Fax +33.1.69497980

United Kingdom
19A-19B Birches Industrial Estate
East Grinstead
West Sussex
RH19 1XH UK
Phone +44.1342.315044
Fax +44.1342.312969

ASIA

Kunshan, China
28 Huanghe South Road
Kunshan Economical & Technical Development Zone
Kunshan City, Jiangsu Province, PR China
Phone +86.512.5737-6767
Fax +86.512.5737-6766

Seoul, Korea
A-4th Floor, Woorim Lion's Valley
371-28, Gasan-Dong, Gumcheon-Gu,
Seoul 153-786 Korea
Phone: +82.2.830.2095
Fax: +82.2.830.1945

Shanghai, China
Building 1, Number 58
Hua Ning Road, Lane 4018
Shanghai, P.R. China 201108
Phone +86.21.6442.8018
Fax +86.21.6489.6055

Shenzhen, China
No. 2 Building, 2nd Industry Park
Tangxiayong Songgang Town
Baoan District, Shenzhen City
Guangdong Province China 518105
Phone +86.755.2714.1166
Fax +86.755.2714.1199

Singapore
750E Chai Chee Road #03-07/08
Technopark@Chai Chee
Singapore 469005
Phone +65.624.38022
Fax +65.624.38021

Suzhou, China
No. 228 Tongyuan Road
Suzhou Industry Park
Suzhou, P.R.China 215006
Phone +86.512.6252.6590
Fax +86.512.6252.7226

Taiwan
4F, No. 6
Hou-Sheng Road
Luchu, Taoyuan, Taiwan 338
Phone +886.33.129292
Fax +886.33.129090

Tianjin, China
Building C3/C4, Hongtai Industrial Park
No. 87 TaiFeng Road, TEDA
Tianjin, PRC 300457
Phone +86.22.6629.8160
Fax +86.22.6629.8158

Tokyo, Japan
Shin Yokohama Business Center Building 7F
2-6, Shin Yokohama 3-chome, Kohoku-ku
Yokohama-shi, Kanagawa 222-0033, Japan
Phone +81.45.4736808
Fax +81.45.4736162

Yokohama, Japan
2-12-8 Sachiura, Kanazawa-ku
Yokohama-shi, 236-0003, Japan
Phone +81.45.7851063
Fax +81.45.7851064

NOTICE: Although the information and recommendations set forth herein (hereinafter "information") are presented in good faith and believed to be correct as of the date hereof, Laird Technologies makes no representation or warranties as to the completeness or accuracy thereof. Information is supplied upon the condition that the persons receiving same will make their own determination as to its suitability for their purposes prior to use. In no event will Laird Technologies be responsible for damages of any nature whatsoever resulting from the use or reliance upon information or the product to which information refers. Nothing contained herein is to be construed as a recommendation to use any product, process, equipment or formulation in conflict with any patent, and Laird Technologies makes no representation or warranty, expressed or implied, that the use thereof will not infringe any patent. The data set forth in all tables, charts, graphs and figures herein are based on samples tested and are not guaranteed for all samples or applications. Such data are intended as guides and do not reflect product specifications for any particular product. NO REPRESENTATION OR WARRANTIES, EITHER EXPRESSED OR IMPLIED, OR MERCHANTABILITY, FITNESS FOR A PARTICULAR PURPOSE OR OF ANY OTHER NATURE ARE MADE HEREUNDER WITH RESPECT TO INFORMATION OR THE PRODUCT TO WHICH INFORMATION REFERS.



Компания «ЭлектроПласт» предлагает заключение долгосрочных отношений при поставках импортных электронных компонентов на взаимовыгодных условиях!

Наши преимущества:

- Оперативные поставки широкого спектра электронных компонентов отечественного и импортного производства напрямую от производителей и с крупнейших мировых складов;
- Поставка более 17-ти миллионов наименований электронных компонентов;
- Поставка сложных, дефицитных, либо снятых с производства позиций;
- Оперативные сроки поставки под заказ (от 5 рабочих дней);
- Экспресс доставка в любую точку России;
- Техническая поддержка проекта, помощь в подборе аналогов, поставка прототипов;
- Система менеджмента качества сертифицирована по Международному стандарту ISO 9001;
- Лицензия ФСБ на осуществление работ с использованием сведений, составляющих государственную тайну;
- Поставка специализированных компонентов (Xilinx, Altera, Analog Devices, Intersil, Interpoint, Microsemi, Aeroflex, Peregrine, Syfer, Eurofarad, Texas Instrument, Miteq, Cobham, E2V, MA-COM, Hittite, Mini-Circuits, General Dynamics и др.);

Помимо этого, одним из направлений компании «ЭлектроПласт» является направление «Источники питания». Мы предлагаем Вам помощь Конструкторского отдела:

- Подбор оптимального решения, техническое обоснование при выборе компонента;
- Подбор аналогов;
- Консультации по применению компонента;
- Поставка образцов и прототипов;
- Техническая поддержка проекта;
- Защита от снятия компонента с производства.



Как с нами связаться

Телефон: 8 (812) 309 58 32 (многоканальный)

Факс: 8 (812) 320-02-42

Электронная почта: org@eplast1.ru

Адрес: 198099, г. Санкт-Петербург, ул. Калинина, дом 2, корпус 4, литера А.