

---

# 2mm PITCH METRIC CONNECTORS FOR PCB CONNECTION

---

## FCN-086 /087 SERIES

---

### ■ OVERVIEW

Fujitsu's 2mm hard metric connector F-PACK-3 (FCN-086/087 series) are connectors for connecting boards developed to support high-speed transmission/high density packaging of communication equipment, conforms to IEC 917 (DIN 43355) and IEC 61076-4-101, and supports compact PCI. Product meets Bellcor 1217. To support high-speed transmission, these connectors implement low inductance, low cross-talk, and matching characteristic impedance (50 ohms), exhibiting superb transmission characteristics.

Connection with the PCB is solderless (press fit) for both the plug/socket side, making mounting cost effective. Insertion connections are completely unnecessary since a polarity key is supported.

Plug contact has a four level sequence structure that makes connection/disconnection in an active state possible. Terminals have a five level pin length to support various applications. New customized connectors can be supported by freely combining the pin lengths of contacts and terminals.

For shield plate products, which support high-speed transmission based on standard products, 5 row 55, 95, 110, 110 (with key) and 125 contact, plugs support 77, 133, 154 and 175 contacts. The shield plate corresponds to the respective number of contacts, and the standard is post attachment. Sockets can also be shipped with shields pre-attached.

8 row products are also in the series. Consult factory for your requirements.

Fujitsu has developed a new high density power connector (25% denser) to improve operability.

A double press fit, which can connect two printed boards with one connector, greatly contributes to improved mounting and decreasing cost. Consult factory for details.

# FCN-086 / 087 Series

## ■ SPECIFICATIONS

Item	Specification	
	Standard connector	Power connector
Operating temperature range	-55° C to +125° C	-40° C to +85° C
Current rating	1A DC max. (75° C)	7A DC/contact max. (75° C)
Voltage rating	500V AC r.m.s	56V DC
Contact resistance	20mohms max. (DC 20mV,10mA)	20mohms max. (DC 20mV, 10mA)
Insulation resistance	10,000 Mohms min. (100V DC)	10,000 Mohms min. (100V DC)
Dielectric strength	750V AC for 1 minute	600V AC for 1 minute
Insertion/Withdrawl life	125 times	250 times
Insertion force	0.75N/pin min.	20N/connector max.
Withdrawl force	0.15N/pin min.	1N/connector min.

## ■ CHARACTERISTICS

Item	Material
Characteristic impedance	50 ohms
Transmission speed	300 MHz
Near end cross talk	4.3 % max.

## ■ MATERIALS

Item	Material
Insulator	Polyester resin (UL94V-0)
Conductor	Copper alloy
Plating	Press fit: Solder Press fit other: PAGOS Contact area: Gold (PAGOS) Lead / press fit area: Solder

## ■ CONFIGURATION OF F&T 2 MM H.M. CONNECTOR

### 1. Basic configuration of socket/plug

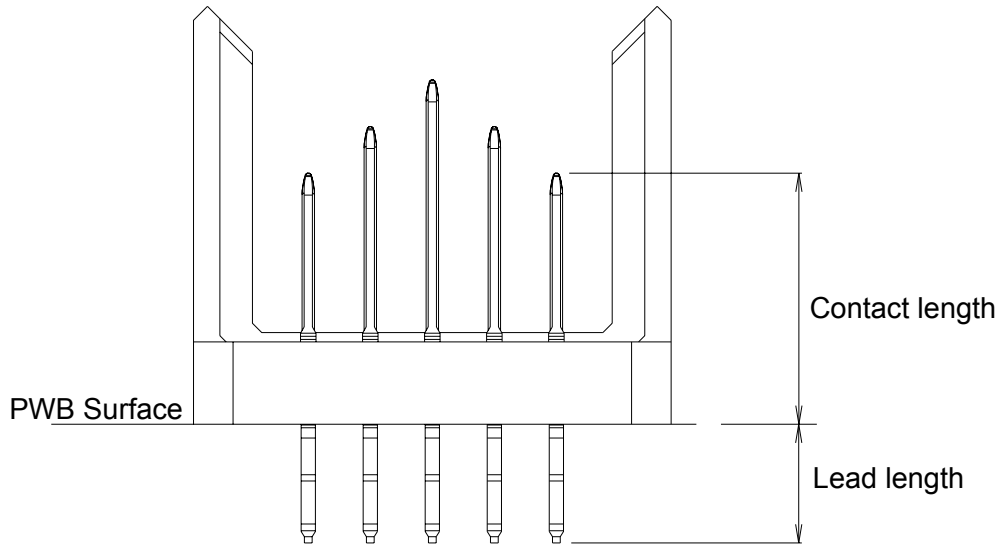
There are five types of sockets: three basic types: type A (110 contacts), type B (125 contacts), and type C (55 contacts), and a 110 contact and 95 contact types. Many coding keys are in the series to prevent insertion errors.



## ■ TERMINAL CONFIGURATION OF PLUG

The contact pins have a three-level sequence structure and can be connected/disconnected in an active state. The terminal side can support various applications with four types of length. These combinations allow 20 types of terminals.

Relationship between housing and terminals  
Terminal types in the series



PC Board Face  
Contact Types

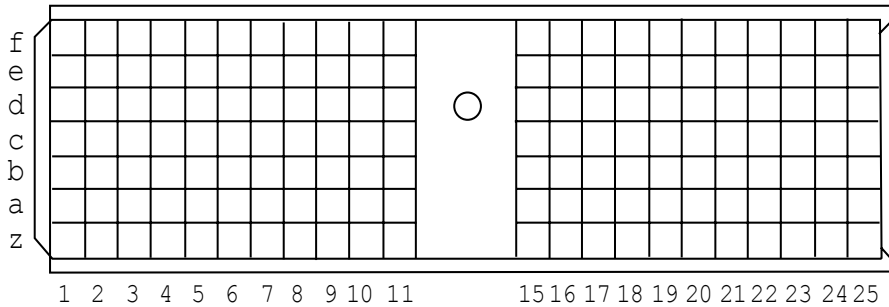


# FCN-086 / 087 Series

## Request Form for Customer Specific Pin Arrangement for 2mm Connectors

Part of the benefit of using the FCN-086 2mm Backplane connector is the flexibility of creating unique contact loads in the connector body. To define your needs, make a photocopy of the following page(s), select your connector needs, and fill in the blanks with the specific contact designation (see page 5 for available contacts). Forward to Fujitsu for quotation and part number assignment. (Please note that the pin arrangement drawings are "View from the Mating Side").

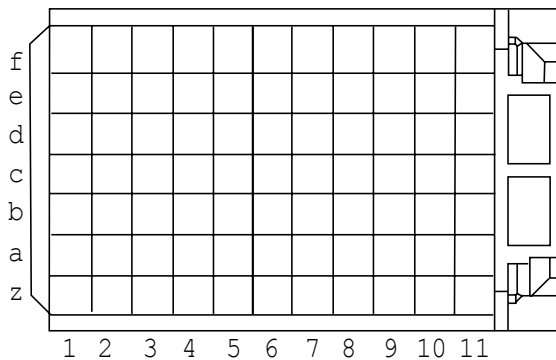
### 1. TYPE A (110 pos. with polarization key) (5+2)



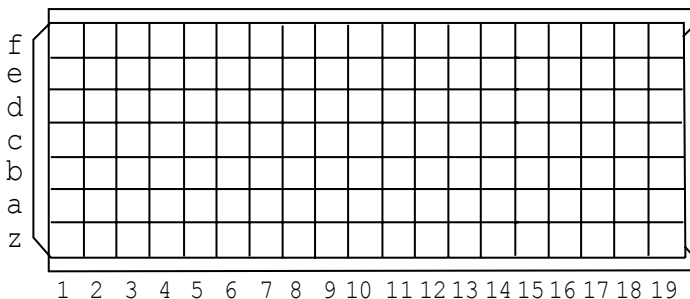
### 2. TYPE B (125 pos.) (5+2)



### 3. TYPE C (55 pos.) (5+2)



### 4. 95 pos. (5+2)



## TRANSMISSION CHARACTERISTICS

The transmission characteristics were designed to an optimum level by repeating various transmission characteristics simulations when the structure was designed, so as to improve the transmission characteristics of this connector. The characteristic impedance and the measurement device of the connector are shown below.

Measurement Point

Measurement Result

- a ● ○ ● ○ ○ ○
  - b ○ ● ○ ○ ○ ●
  - c ● ○ ○ ○ ● ●
  - d ○ ○ ○ ● ● ○
  - e ○ ○ ● ○ ○ ●
- Ground  
 ● Not connected  
 ○ Measurement signal

	Fujitsu Components			
At Start	100 ps	300 ps	500 ps	1 ns
Frequency: Hz	1.75 GHz	580 MHz	350 MHz	175 MHz
Characteristic Impedance ( $\Omega$ )	45.3 to 64.0	48.2 to 56.8	49.2 to 54.6	49.3 to 52.8
Near/Far end cross talk: %	1.96/1.14	1.49/0.78	1.06/0.51	0.71/0.27

	Other Supplier			
At Start	100 ps	300 ps	500 ps	1 ns
Frequency: Hz	1.75 GHz	580 MHz	350 MHz	175 MHz
Characteristic Impedance ( $\Omega$ )	47.4 to 66.1	48.2 to 56.8	49.5 to 59.2	47.7 to 53.5
Near/Far end cross talk: %	2.24/1.41	1.57/0.98	1.14/0.67	0.78/0.35



- 1.Measurement voltage:  $V_{in} = 5.0V$
- 2.Rise time:  $T_r = 100ps, 300ps, 500ps, 1ns$
- 3.Measurement device: TDR measurement device CSA803 and SD24 (Tektronix)
- 4.Measurement system

Coaxial cable for measurement



# FCN-086 /087 Series Compact PCI / VME

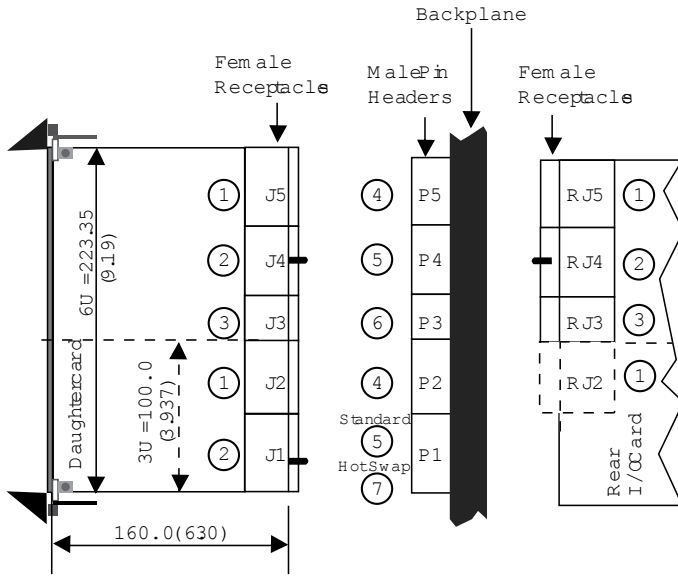
## STANDARD AND HOT SWAP PART NUMBERS

Coding Keys for Daughter Card

FCN-086B1278 - 3.3V  
 or  
 FCN-086B2348 - 5.0V } J1

Coding Keys for Midplane/Backplane

FCN-086A3456 - 3.3V  
 or  
 FCN-086A2348 - 5.0V } P1



Reference Number	Part Number	Designations
①	FCN-086J110-G111A-BCR	J5, J2, RJ5, RJ2
②	FCN-086J110-G111B-BCR	J4, J1, RJ4
③	FCN-086J095-G111A-BCR	J3, RJ3
④	FCN-086P154-G/111A-BCR	P5, P2
⑤	FCN-086P154-G/104-BCR	P4, P1
⑥	FCN-086P133-G/111A-BCR	P3
⑦	FCN-086P154-G/114-BCR	P1
⑧	Future Products	J4, P5
⑨	FCN-086P154-G/516-BCR	P4

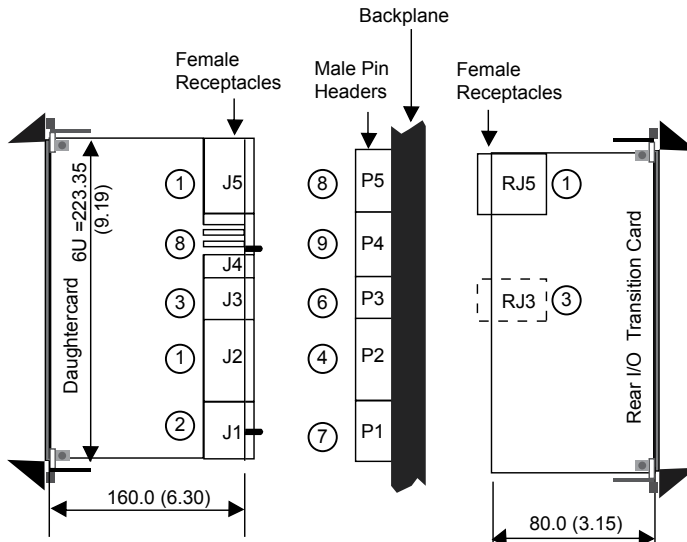
## COMPUTER TELEPHONY PART NUMBERS

Coding Keys for Daughter Card

FCN-086B1278 - 3.3V  
 or  
 FCN-086B2348 - 5.0V  
 FCN-086B3567 - J4 } J1

Coding Keys for Midplane/Backplane

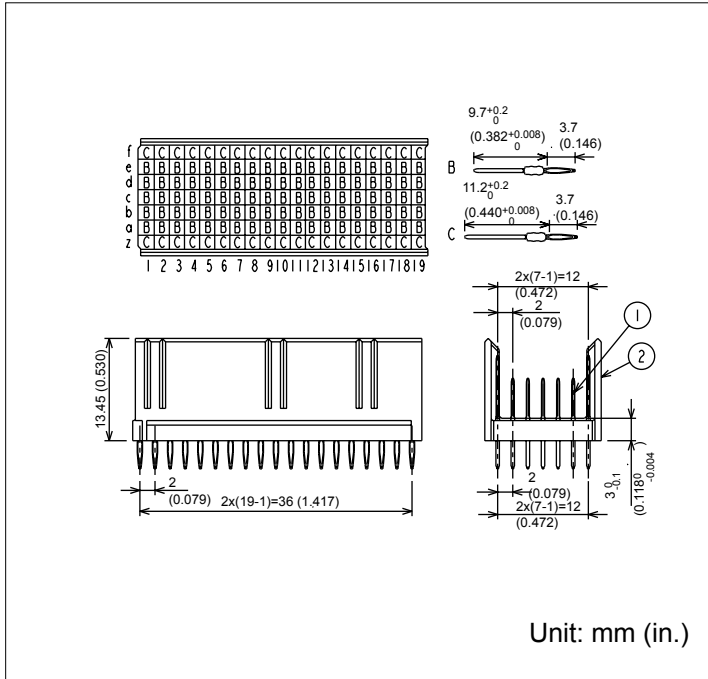
FCN-086A3456 - 3.3V  
 or  
 FCN-086A2348 - 5.0V } P1  
 FCN-086B1248 - P4



## P3 TYPE 3

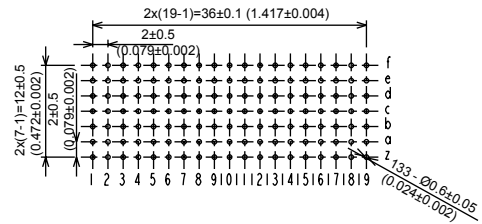
### STRAIGHT PLUG (133 POSITIONS)

#### ■ DIMENSIONS



#### ■ MOUNTING HOLE LAYOUT

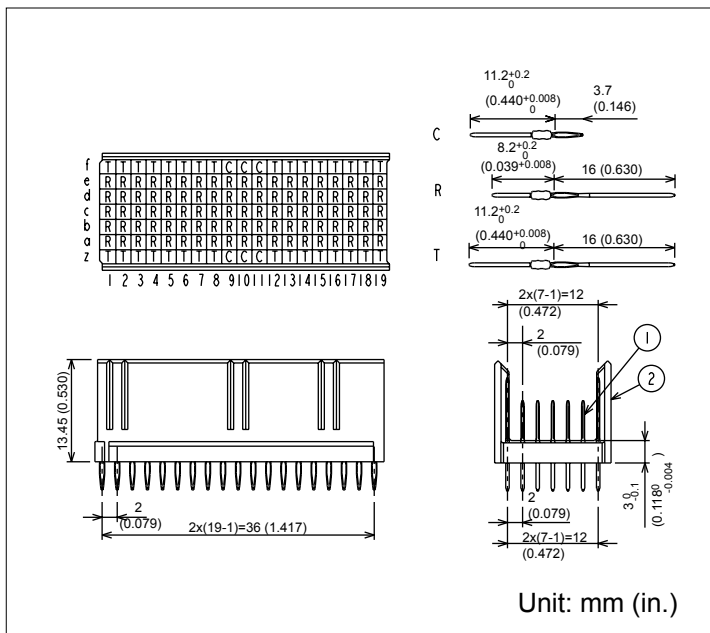
Thickness: 1.4 to 5.6 mm (.055 to .220 in.)  
 Drill hole Diameter:  $\phi 0.7 \pm 0.025$  mm (.028 in.)  
 Through hole diameter (after plating):  $\phi 0.6 \pm 0.05$  mm (.024 in.)



#### ■ ORDERING PART NUMBER: FCN-086P133-G/111A-BCR

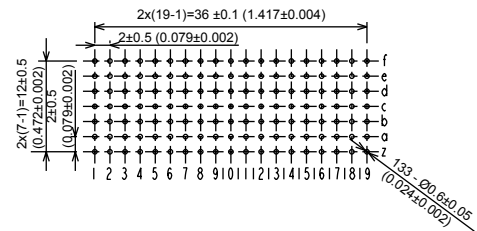
## P3 TYPE B MALE FEED THROUGH STRAIGHT PLUG (133 POSITIONS)

#### ■ DIMENSIONS



#### ■ MOUNTING HOLE LAYOUT

Thickness: 1.4 to 5.6 mm (.055 to .220 in.)  
 Drill hole Diameter:  $\phi 0.7 \pm 0.025$  mm (.028 in.)



#### ■ ORDERING PART NUMBER: FCN-086P133-G/502A-BCR

## P1/P4 TYPE A

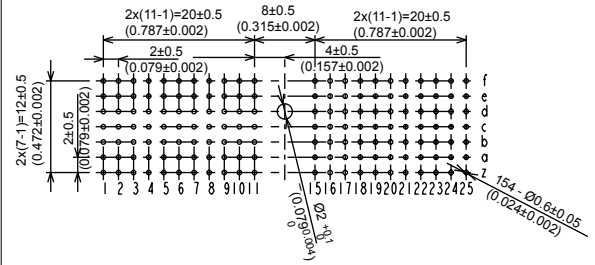
### STRAIGHT PLUG (154 POSITIONS)

#### ■ DIMENSIONS



#### ■ MOUNTING HOLE LAYOUT

Thickness: 1.4 to 5.6 mm (.055 to .220 in.)  
 Drill hole Diameter:  $\varnothing 0.7 \pm 0.025$  mm (.028 in.)  
 Through hole diameter (after plating):  $\varnothing 0.6 \pm 0.05$  mm (.024 in.)

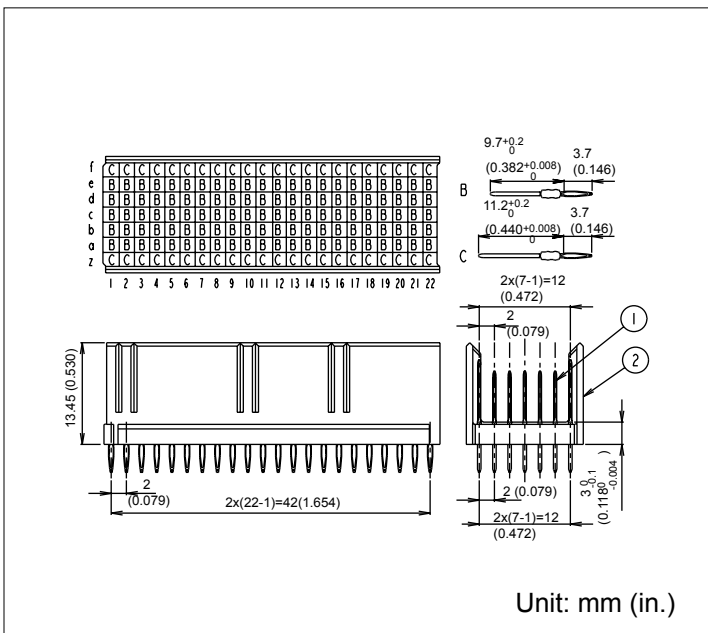


■ ORDERING PART NUMBER: FCN-086P154-G/104-BCR

## P2/P5 TYPE B

### STRAIGHT PLUG (154 POSITIONS)

#### ■ DIMENSIONS



#### ■ MOUNTING HOLE LAYOUT

Thickness: 1.4 to 5.6 mm (.055 to .220 in.)  
 Drill hole Diameter:  $\varnothing 0.7 \pm 0.025$  mm (.028 in.)  
 Through hole diameter (after plating):  $\varnothing 0.6 \pm 0.05$  mm (.024 in.)

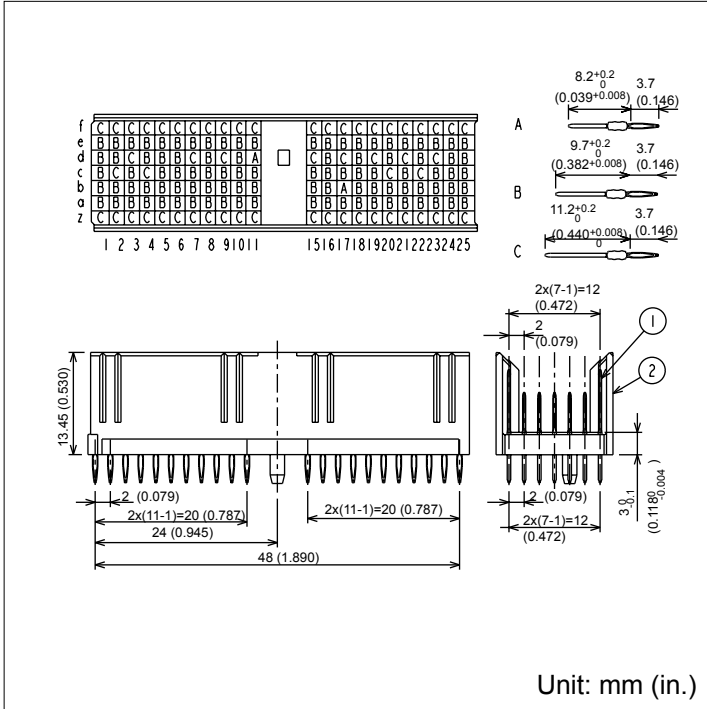


■ ORDERING PART NUMBER: FCN-086P154-G/111A-BCR



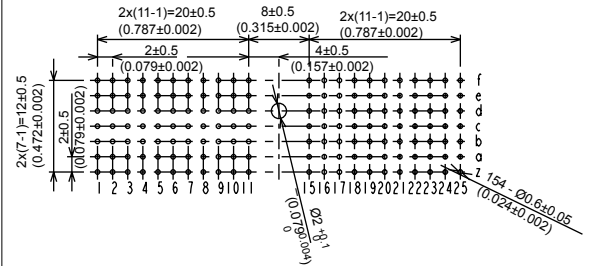
## P1 TYPE A HOT SWAP 110 SIGNAL CONNECTOR STRAIGHT PLUG (154 POSITIONS)

### ■ DIMENSIONS



### ■ MOUNTING HOLE LAYOUT

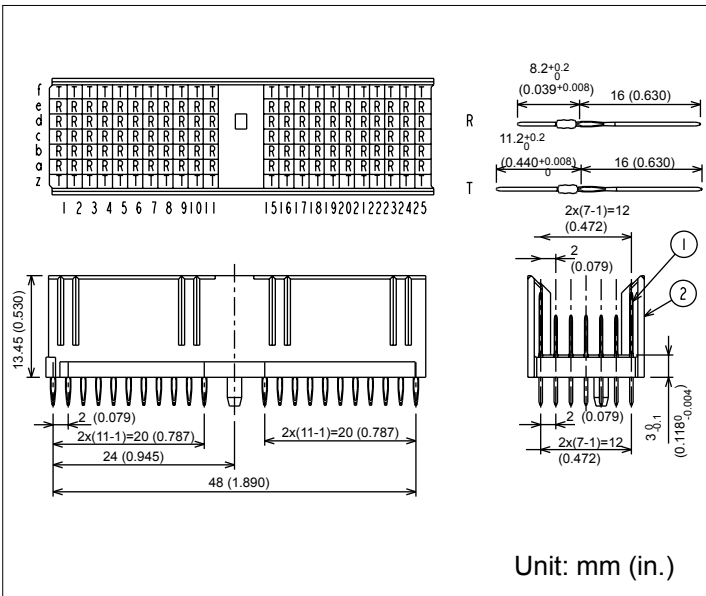
Thickness: 1.4 to 5.6 mm (.055 to .220 in.)  
 Drill hole Diameter:  $\varnothing 0.7 \pm 0.025$  mm (.028 in.)  
 Through hole diameter (after plating):  $\varnothing 0.6 \pm 0.05$  mm (.024)



### ■ ORDERING PART NUMBER: FCN-086P154-G/114-BCR

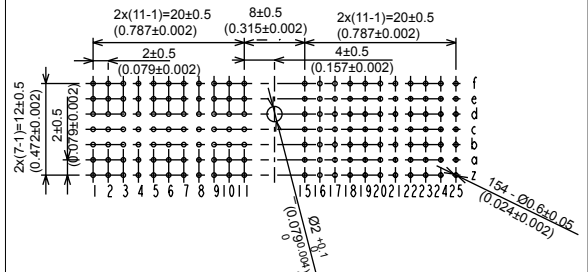
## P4 TYPE A MALE FEED THROUGH STRAIGHT PLUG (154 POSITIONS)

### ■ DIMENSIONS



### ■ MOUNTING HOLE LAYOUT

Thickness: 1.4 to 5.6 mm (.055 to .220 in.)  
 Drill hole Diameter:  $\varnothing 0.7 \pm 0.025$  mm (.028 in.)  
 Through hole diameter (after plating):  $\varnothing 0.6 \pm 0.05$  mm (.024)



### ■ ORDERING PART NUMBER: FCN-086P154G/401-BCR

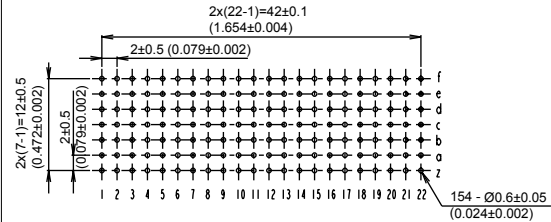
## TYPE 2 FEED THROUGH STRAIGHT PLUG (154 POSITIONS)

### ■ DIMENSIONS



### ■ MOUNTING HOLE LAYOUT

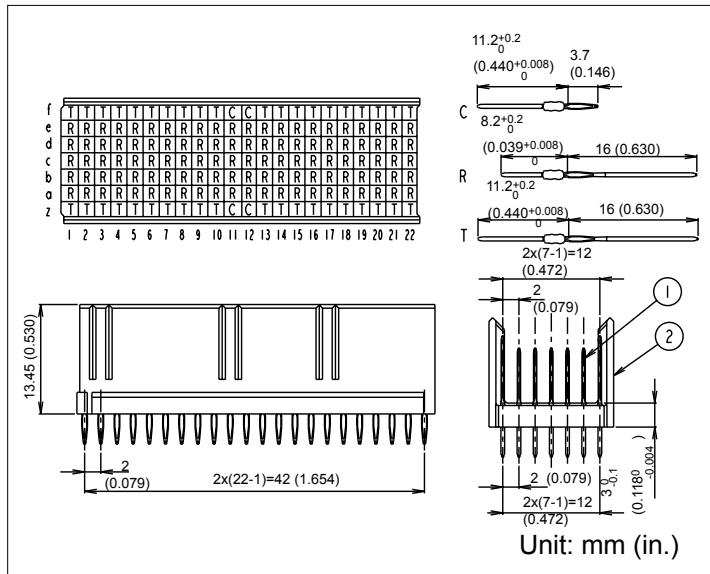
Thickness: 1.4 to 5.6 mm (.055 to .220 in.)  
 Drill hole Diameter:  $\varnothing 0.7 \pm 0.025$  mm (.028 in.)  
 Through hole diameter (after plating):  
 $\varnothing 0.6 \pm 0.05$  mm (.024)



■ ORDERING PART NUMBER: FCN-086P154-G/401A-BCR

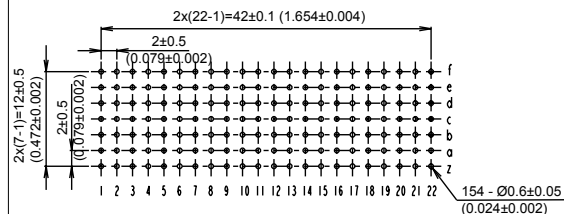
## TYPE 2 FEED THROUGH STRAIGHT PLUG (154 POSITIONS)

### ■ DIMENSIONS



### ■ MOUNTING HOLE LAYOUT

Thickness: 1.4 to 5.6 mm (.055 to .220 in.)  
 Drill hole Diameter:  $\varnothing 0.7 \pm 0.025$  mm (.028 in.)  
 Through hole diameter (after plating):  
 $\varnothing 0.6 \pm 0.05$  mm (.024)

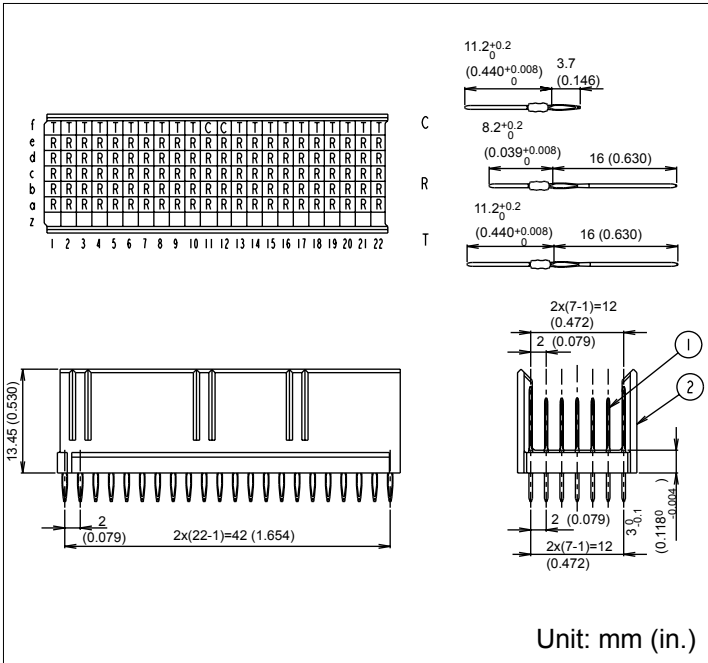


■ ORDERING PART NUMBER: FCN-086P154-G/502A-BCR

## P5 TYPE B FEED THRU COMPUTER TELEPHONY CONNECTOR

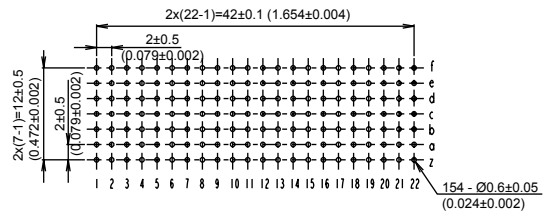
### STRAIGHT PLUG (154 POSITIONS)

#### ■ DIMENSIONS



#### ■ MOUNTING HOLE LAYOUT

Thickness: 1.4 to 5.6 mm (.055 to .220 in.)  
 Drill hole Diameter:  $\varnothing 0.7 \pm 0.025$  mm (.028 in.)  
 Through hole diameter (after plating):  $\varnothing 0.6 \pm 0.05$  mm (.024)

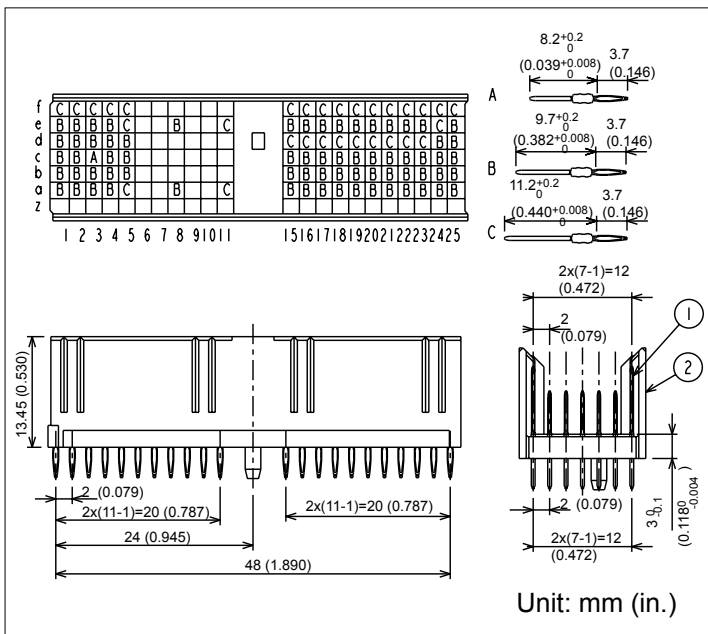


■ ORDERING PART NUMBER: FCN-086P154-G/503A-BCR

## P4 TYPE A COMPUTER TELEPHONY CONNECTOR

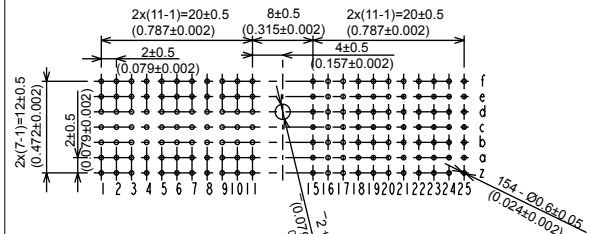
### STRAIGHT PLUG (154 POSITIONS)

#### ■ DIMENSIONS



#### ■ MOUNTING HOLE LAYOUT

Thickness: 1.4 to 5.6 mm (.055 to .220 in.)  
 Drill hole Diameter:  $\varnothing 0.7 \pm 0.025$  mm (.028 in.)  
 Through hole diameter (after plating):  $\varnothing 0.6 \pm 0.05$  mm (.024)




■ ORDERING PART NUMBER: FCN-086P154-G/516-BCR

# FCN-086 / 087 Series

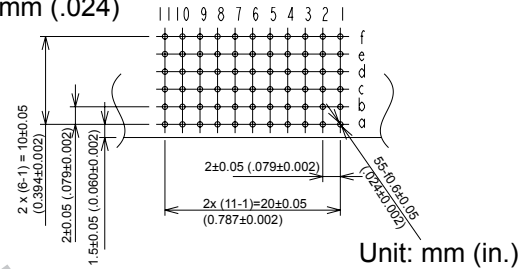
## SOCKET: 55 CONTACTS

### ■ DIMENSIONS



### ■ MOUNTING HOLE LAYOUT

Thickness: 1.4 to 2.0 mm (.055 to .220 in.)  
 Drill hole Diameter:  $\varnothing 0.7 \pm 0.025$  mm (.028 in.)  
 Through hole diameter (after plating):  $\varnothing 0.6 \pm 0.05$  mm (.024 in.)



### ■ ORDERING PART NUMBER: FCN-086J055-G/101-BCR

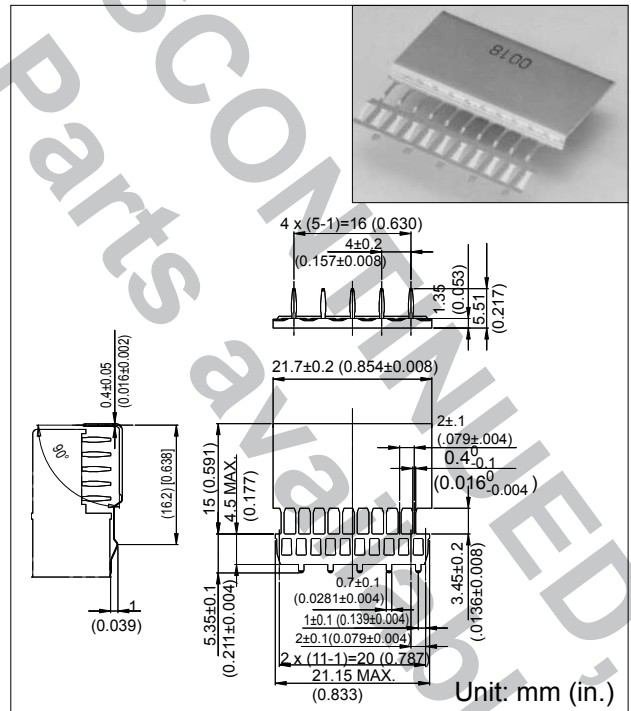
FCN-086J055-G/111-BCR (with pre-attached upper shield)

## SHIELD PLATE

### ■ DIMENSIONS



### ■ DIMENSIONS



### ■ ORDERING PART NUMBER:

FCN-086J055-G/USD-BCR (top shield plate)


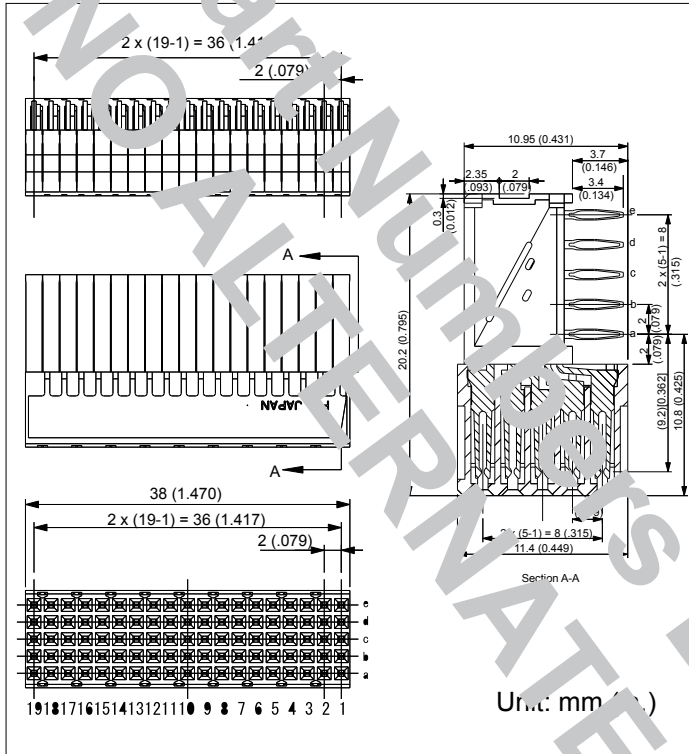
### ■ ORDERING PART NUMBER:

FCN-086J055-G/LSD-BCR (bottom shield plate)

# FCN-086 / 087 Series

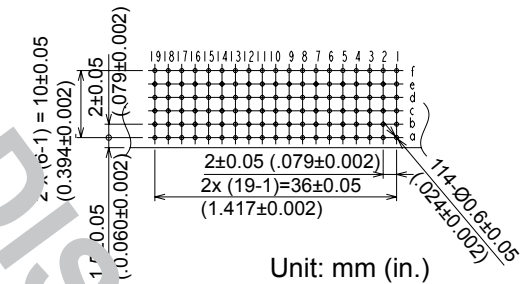
## SOCKET: 36 CONTACTS

### ■ DIMENSIONS



### ■ MOUNTING HOLE LAYOUT

Thickness: 1.4 to 2.0 mm (.055 to .020 in.)  
 Drill hole Diameter:  $\varnothing 0.7 \pm 0.025$  mm (.028 in.)  
 Through hole diameter (after plating):  $\varnothing 0.6 \pm 0.05$  mm (.024)

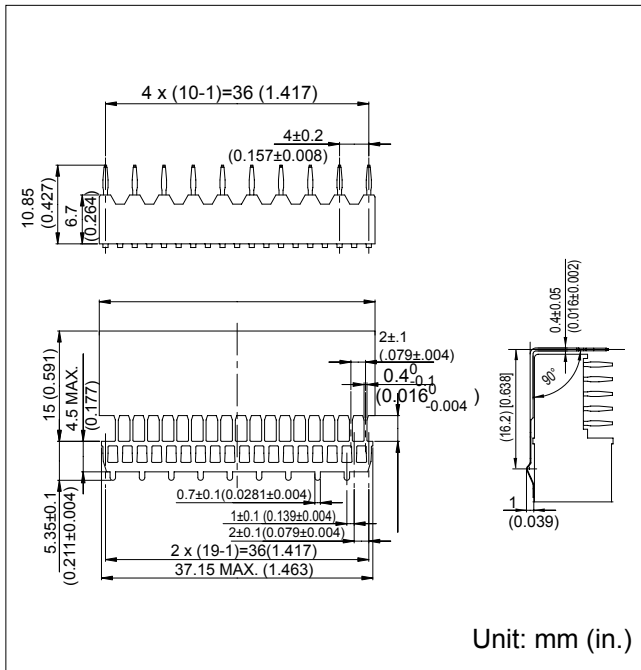


■ ORDERING PART NUMBER: FCN-086J095-G/11 A-BCR

FCN-086J095-G/11 A-BCR (with pre-attached upper shield)

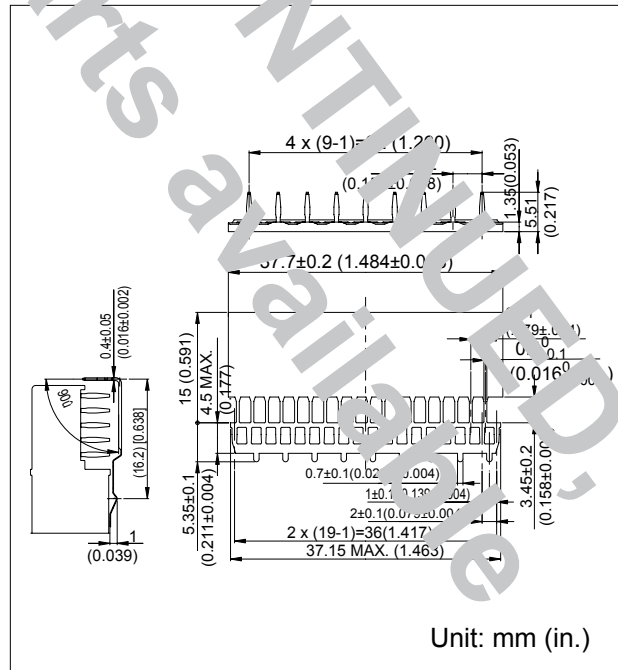
## SHIELD PLATE

### ■ DIMENSIONS



■ ORDERING PART NUMBER:  
 FCN-086J095-G/VSD-BCR (top shield plate)

### ■ DIMENSIONS


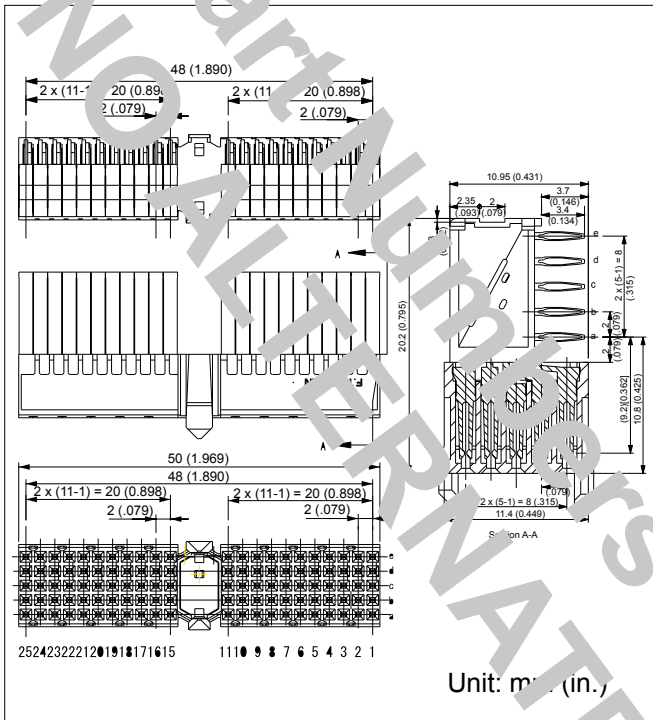


■ ORDERING PART NUMBER:  
 FCN-086J095-G/MSD-BCR (bottom shield plate)

# FCN-086 / 087 Series

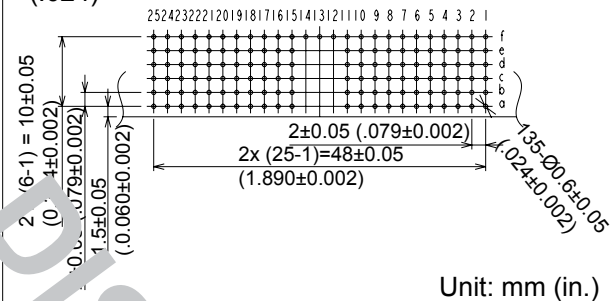
## SOCKET: 48 CONTACTS

### ■ DIMENSIONS



### ■ MOUNTING HOLE LAYOUT

Thickness: 1.4 to 2.0 mm (.055 to .220 in.)  
 Drill hole Diameter:  $\varnothing 0.7 \pm 0.025$  mm (.028 in.)  
 Through hole diameter (after plating):  $\varnothing 0.6 \pm 0.05$  mm (.024)

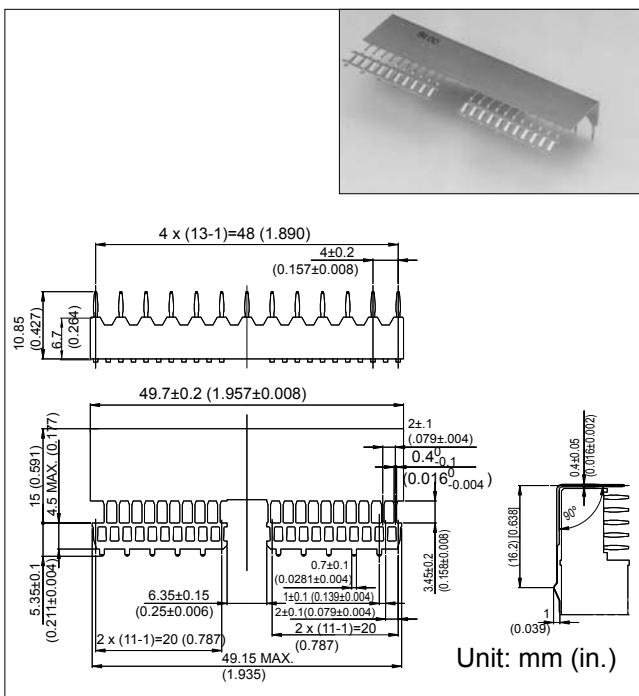


### ■ ORDERING PART NUMBER: FCN-086J110-G/111-BCR

FCN-086J110-G/111-BCR (with pre-attached upper shield)

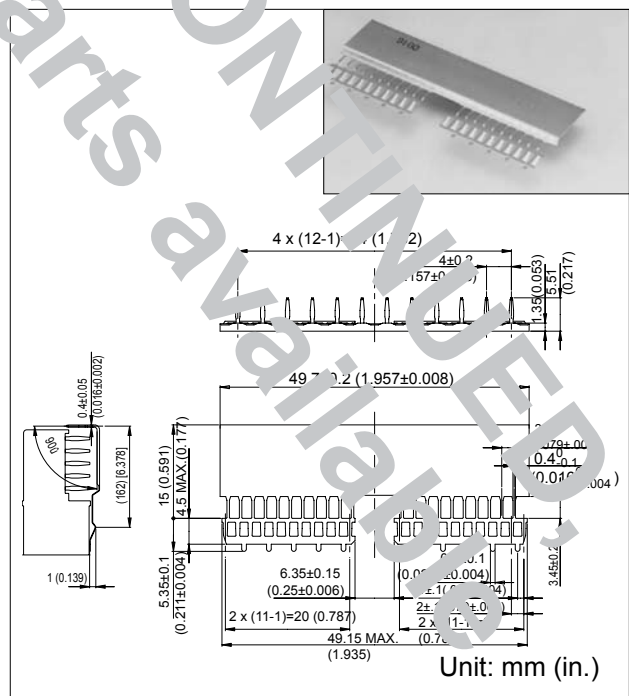
## SHIELD PLATE

### ■ DIMENSIONS



■ ORDERING PART NUMBER:  
 FCN-086J110-G/USD-BCR (with key, top shield plate)

### ■ DIMENSIONS




■ ORDERING PART NUMBER:  
 FCN-086J110-G/LSD-BCR (with key, bottom, shield plate)

# FCN-086 / 087 Series

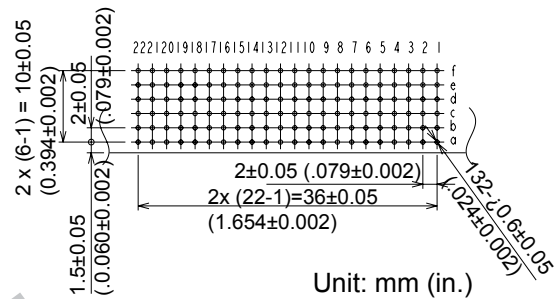
## SOCKET: 40 CONTACTS WITHOUT KEY

### ■ DIMENSIONS



### ■ MOUNTING HOLE LAYOUT

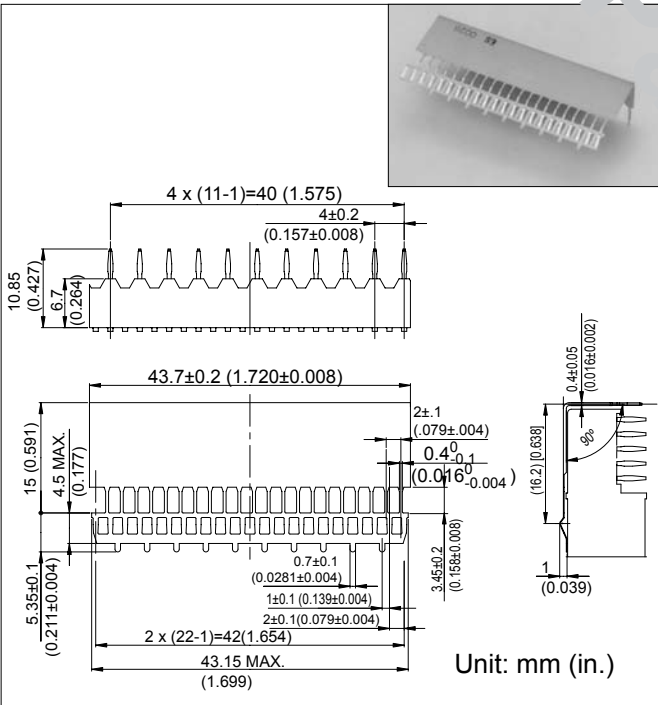
Thickness: 1.4 to 2.0 mm (.055 to .020 in.)  
 Drill hole Diameter:  $\varnothing 0.7 \pm 0.025$  mm (.028 in.)  
 Through hole diameter (after plating):  
 $\varnothing 0.6 \pm 0.05$  mm (.024)



■ ORDERING PART NUMBER: FCN-086J110-G/101A-BCR

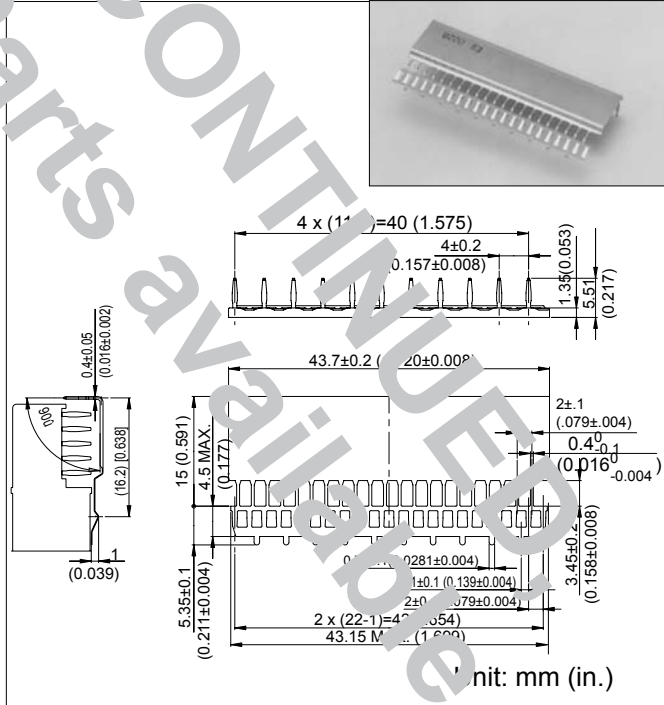
## SHIELD PLATE

### ■ DIMENSIONS



■ ORDERING PART NUMBER:  
 FCN-086J110-G/VSD-BCR (without key, top shield plate)

### ■ DIMENSIONS




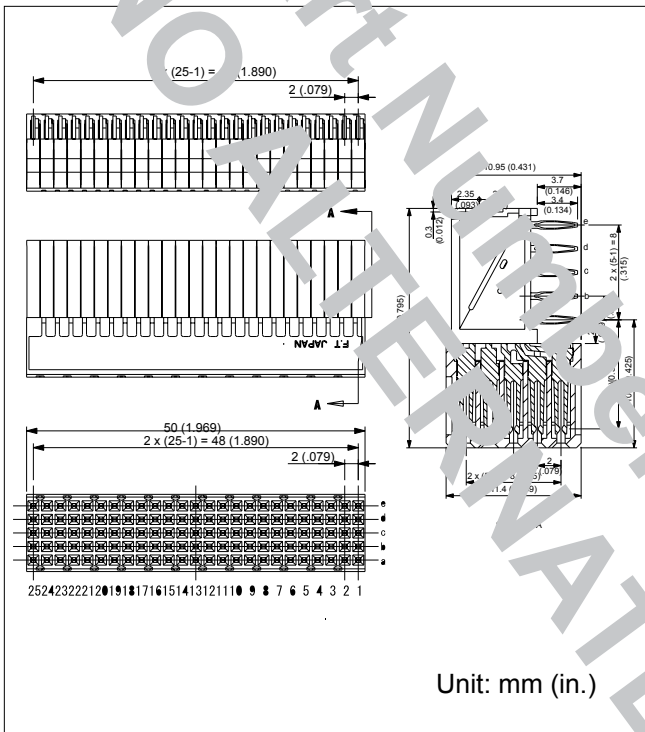
■ ORDERING PART NUMBER:  
 FCN-086J110-G/MSD-BCR (without key, bottom shield plate)



# FCN-086 / 087 Series

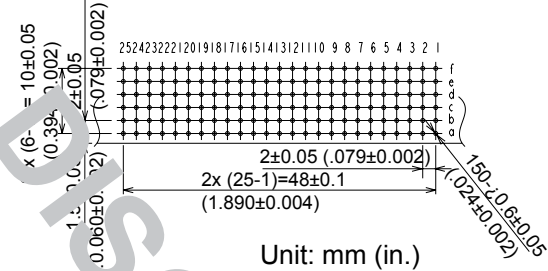
## SOCKET: 125 CONTACTS

### ■ DIMENSIONS



### ■ MOUNTING HOLE LAYOUT

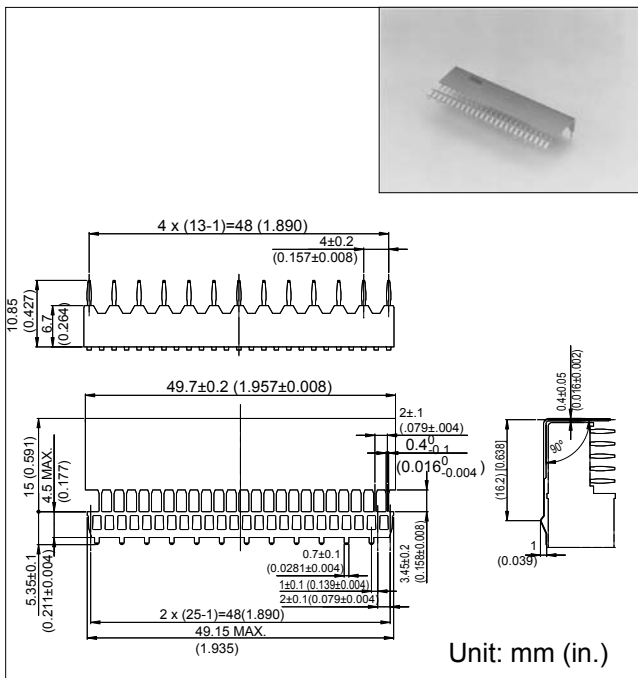
Thickness: 1.4 to 2.0 mm (.055 to .0220 in.)  
 Drill hole Diameter:  $\varnothing 0.7 \pm 0.025$  mm (.028 in.)  
 Through hole diameter (after plating):  
 $\varnothing 0.6 \pm 0.05$  mm (.024)



- ORDERING PART NUMBER: FCN-086J125-G/101-BCR  
 FCN-086J125-G/111-BCR (with pre-attached upper shield)

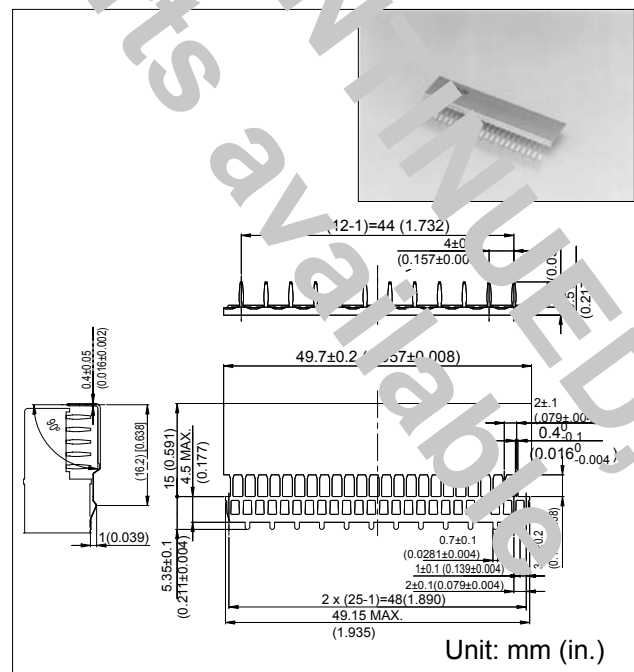
## SHIELD PLATE

### ■ DIMENSIONS



- ORDERING PART NUMBER:  
 FCN-086J125-G/USD-BCR (top shield plate)

### ■ DIMENSIONS



- ORDERING PART NUMBER:  
 FCN-086J125-G/LSD-BCR (bottom shield plate)



# FCN-086 / 087 Series

## CODING KEY

### ■ DIMENSIONS



■ **ORDERING PART NUMBER:**  
FCN-086A3568

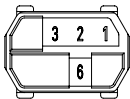
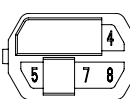

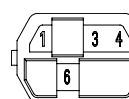
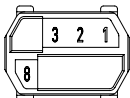
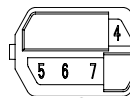
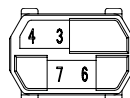
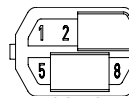

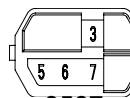
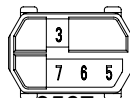
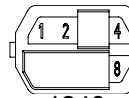

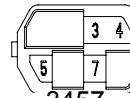

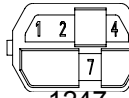

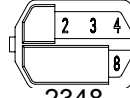
Quanties: 50 pieces/package; minium order quantity: 500 pics

### ■ DIMENSIONS



■ **ORDERING PART NUMBER:**  
FCN-086B1247

### ■ COMBINATION OF CODING KEYS

Plug	Jack	Color	Plug	Jack	Color
 1236	 4578	Nut brown	 2578	 1346	Reseda green
 1238	 4567	Ultramarine blue	 3467	 1258	Slate gray
 1248	 3567	Strawberry red	 3567	 1248	Antique pink
 1268	 3457	Olive yellow	 3568	 1247	Pastel orange
 1567	 2348	Brilliant blue			

### ■ ORDERING PART NUMBERS:

Plug Coding Key: FCN-086A\*\*\*\*

Jack Coding Key: FCN-086B\*\*\*\*

\*\*\*\*: Add Coding Key number: eg: FCN-086A1268

## Fujitsu Components International Headquarter Offices

### Japan

Fujitsu Component Limited  
Gotanda-Chuo Building  
3-5, Higashigotanda 2-chome, Shinagawa-ku  
Tokyo 141, Japan  
Tel: (81-3) 5449-7010  
Fax: (81-3) 5449-2626  
Email: [promothq@ft.ed.fujitsu.com](mailto:promothq@ft.ed.fujitsu.com)  
Web: [www.fcl.fujitsu.com](http://www.fcl.fujitsu.com)

### North and South America

Fujitsu Components America, Inc.  
250 E. Caribbean Drive  
Sunnyvale, CA 94089 U.S.A.  
Tel: (1-408) 745-4900  
Fax: (1-408) 745-4970  
Email: [components@us.fujitsu.com](mailto:components@us.fujitsu.com)  
Web: <http://us.fujitsu.com/components/>

### Europe

Fujitsu Components Europe B.V.  
Diamantlaan 25  
2132 WV Hoofddorp  
Netherlands  
Tel: (31-23) 5560910  
Fax: (31-23) 5560950  
Email: [info@fceu.fujitsu.com](mailto:info@fceu.fujitsu.com)  
Web: [emea.fujitsu.com/components/](http://emea.fujitsu.com/components/)

### Asia Pacific

Fujitsu Components Asia Ltd.  
102E Pasir Panjang Road  
#01-01 Citilink Warehouse Complex  
Singapore 118529  
Tel: (65) 6375-8560  
Fax: (65) 6273-3021  
Email: [fcal@fcal.fujitsu.com](mailto:fcail@fcal.fujitsu.com)  
Web: <http://www.fujitsu.com/sg/services/micro/components/>

©2007 Fujitsu Components America, Inc. All rights reserved. All trademarks or registered trademarks are the property of their respective owners.

Fujitsu Components America or its affiliates do not warrant that the content of datasheet is error free. In a continuing effort to improve our products Fujitsu Components America, Inc. or its affiliates reserve the right to change specifications/datasheets without prior notice.  
Rev. August 15, 2007



Компания «ЭлектроПласт» предлагает заключение долгосрочных отношений при поставках импортных электронных компонентов на взаимовыгодных условиях!

Наши преимущества:

- Оперативные поставки широкого спектра электронных компонентов отечественного и импортного производства напрямую от производителей и с крупнейших мировых складов;
- Поставка более 17-ти миллионов наименований электронных компонентов;
- Поставка сложных, дефицитных, либо снятых с производства позиций;
- Оперативные сроки поставки под заказ (от 5 рабочих дней);
- Экспресс доставка в любую точку России;
- Техническая поддержка проекта, помощь в подборе аналогов, поставка прототипов;
- Система менеджмента качества сертифицирована по Международному стандарту ISO 9001;
- Лицензия ФСБ на осуществление работ с использованием сведений, составляющих государственную тайну;
- Поставка специализированных компонентов (Xilinx, Altera, Analog Devices, Intersil, Interpoint, Microsemi, Aeroflex, Peregrine, Syfer, Eurofarad, Texas Instrument, Miteq, Cobham, E2V, MA-COM, Hittite, Mini-Circuits, General Dynamics и др.);

Помимо этого, одним из направлений компании «ЭлектроПласт» является направление «Источники питания». Мы предлагаем Вам помощь Конструкторского отдела:

- Подбор оптимального решения, техническое обоснование при выборе компонента;
- Подбор аналогов;
- Консультации по применению компонента;
- Поставка образцов и прототипов;
- Техническая поддержка проекта;
- Защита от снятия компонента с производства.



#### Как с нами связаться

**Телефон:** 8 (812) 309 58 32 (многоканальный)

**Факс:** 8 (812) 320-02-42

**Электронная почта:** [org@eplast1.ru](mailto:org@eplast1.ru)

**Адрес:** 198099, г. Санкт-Петербург, ул. Калинина, дом 2, корпус 4, литера А.