

Surface Mount Fuse, 1.05 x 0.55 mm, Super-Quick-Acting FF, 32 VDC



UL 248-14 · 32VDC · Super-Quick-Acting FF

See below:  
[Approvals and Compliances](#)

### Description

- UL characteristic
- Low melting I<sup>2</sup>t-values, fast interruption
- Marking optional
- Impermeable to potting compound

### Unique Selling Proposition

- Space constrained applications

### Applications

- Secondary Protection
- Circuits without inrush
- Semiconductor protection
- Digital Consumer Electronics

### References

[Packaging Details](#)

### Weblinks

[pdf data sheet](#), [html datasheet](#), [General Product Information](#), [Packaging details](#), [Distributor-Stock-Check](#), [Detailed request for product](#), [Microsite](#)

### Technical Data

|                              |                               |
|------------------------------|-------------------------------|
| Rated Voltage                | 32VDC                         |
| Rated current                | 0.25 - 5A                     |
| Breaking Capacity            | 35A                           |
| Characteristic               | Super-Quick-Acting FF         |
| Mounting                     | PCB,SMT                       |
| Admissible Ambient Air Temp. | -55 °C to 90 °C               |
| Climatic Category            | 55/125/21 acc. to IEC 60068-1 |
| Material: Housing            | Thermoset                     |
| Material: Terminals          | Gold-Plated Copper Alloy      |
| Unit Weight                  | 0.004 g                       |
| Storage Conditions           | 0 °C to 60 °C, max. 70% r.h.  |
| Product Marking              | see table of variants         |

|                              |   |
|------------------------------|---|
| Soldering Methods            | Reflow<br><a href="#">Soldering Profile</a>                         |
| Solderability                | 245 °C / 3 sec acc. to IEC 60068-2-58, Test Td                      |
| Resistance to Soldering Heat | 260 +0/-5 °C / 30 sec acc. to IPC/JEDEC J-STD-020D, Level 1         |
| Moisture Sensitivity Level   | MSL 1, J-STD-020  |
| Case Resistance              | acc. to EIA/IS-722, Test 4.7<br>>100 MΩ (between leads and body)    |
| Flammability                 | min. UL 94V-1<br>(acc. to EIA/IS-722, Test 4.12)                    |
| Moisture Resistance Test     | MIL-STD-202, Method 106<br>(50 cycles in a temp./mister chamber)    |
| Resistance to Solvents       | MIL-STD-202, Method 215   |
| Terminal Strength            | MIL-STD-202, Method 211A<br>(Deflection of board 1 mm for 1 minute) |

### Approvals and Compliances



Detailed information on product approvals, code requirements, usage instructions and detailed test conditions can be looked up in [Details about Approvals](#)

SCHURTER products are designed for use in industrial environments. They have approvals from independent testing bodies according to national and international standards. Products with specific characteristics and requirements such as required in the automotive sector according to IATF 16949, medical technology according to ISO 13485 or in the aerospace industry can be offered exclusively with customer-specific, individual agreements by SCHURTER.

### Approvals



The approval mark is used by the testing authorities to certify compliance with the safety requirements placed on electronic products.

Approval Reference Type: USF 0402

| Approval Logo   | Certificates                  | Certification Body | Description                      |
|---|-------------------------------|--------------------|----------------------------------|
|  | <a href="#">UL Approvals</a>  | UL                 | UL File Number: E41599           |
|  | <a href="#">CSA Approvals</a> | CSA                | CSA Certification Record: 248899 |


## Product standards

Product standards that are referenced

| Organization   | Design                | Standard           | Description                                     |
|--|-----------------------|--------------------|---|
|  | Designed according to | UL 248-14          | Low voltage fuses - Part 14: Additional fuses   |
|  | Designed according to | CSA22.2 No. 248.14 | Low-Voltage Fuses - Part 14: Supplemental Fuses |




## Application standards

Application standards where the product can be used

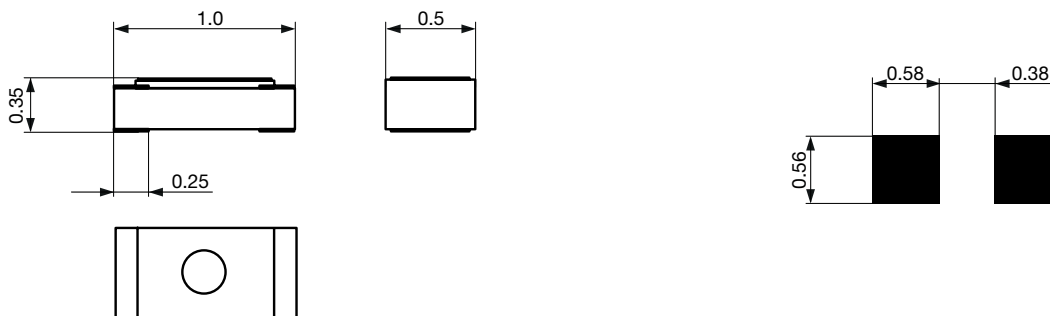
| Organization   | Design                         | Standard       | Description  |
|--|--------------------------------|----------------|--|
|  | Designed for applications acc. | IEC/UL 62368-1 | IEC 62368-1 includes the basic requirements for safety of audio, video, information technology and office equipment. |

## Compliances

The product complies with following Guide Lines

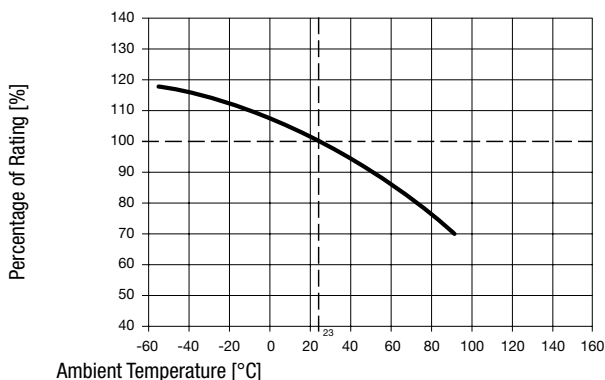
| Identification   | Details      | Initiator   | Description   |
|--|--------------|-------------|---|
|  | RoHS         | SCHURTER AG | Directive RoHS 2011/65/EU, Amendment (EU) 2015/863  |
|  | Halogen Free | SCHURTER AG | SCHURTER strives to offer our customers halogen free products.  |
|  | REACH        | SCHURTER AG | On 1 June 2007, Regulation (EC) No 1907/2006 on the Registration, Evaluation, Authorization and Restriction of Chemicals 1 (abbreviated as "REACH") entered into force. |

## Dimension [mm]



Soldering pads

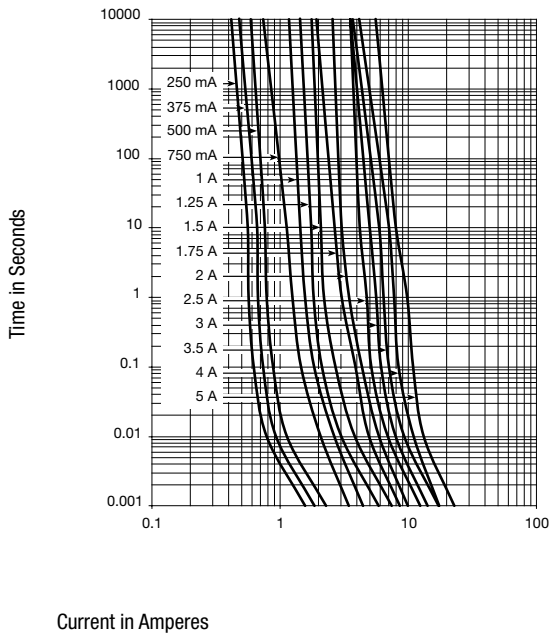
## Derating Curves


















## Pre-Arcing Time

| Rated Current I <sub>n</sub> | 1.0 x I <sub>n</sub> min | 2.0 x I <sub>n</sub> max | 3.0 x I <sub>n</sub> max |
|------------------------------|--------------------------|--------------------------|--------------------------|
| 0.25 A                       | 4 h                      | -                        | 5 s                      |
| 0.375 A - 5 A                | 4 h                      | 5 s                      | 0.2 s                    |

Time-Current-Curves



All Variants

| Rated Current [A] | Rated Voltage [VDC] | Marking   | Breaking Capacity | Power Dissipation 1.0 I <sub>n</sub> typ. [mW] | Voltage Drop 1.0 I <sub>n</sub> typ. [mV] | Cold Resistance typ. [mΩ] | Melting I <sup>2</sup> t at 1 ms typ. [A <sup>2</sup> s] |  | Order Number |
|-------------------|---------------------|---|-------------------|--|---|---------------------------|--|---|--------------|
| 0.25              | 32                  |  | 1)                | 23   | 92  | 360                       | 0.0025   | ● ●   | 3414.0111.26 |
| 0.375             | 32                  |  | 1)                | 32   | 85  | 193                       | 0.0035   | ● ●   | 3414.0112.26 |
| 0.5               | 32                  |  | 1)                | 47   | 93  | 160                       | 0.0053   | ● ●   | 3414.0113.26 |
| 0.75              | 32                  |  | 1)                | 76   | 102                                       | 105                       | 0.012  | ● ●   | 3414.0114.26 |
| 1                 | 32                  |  | 1)                | 87   | 88  | 73                        | 0.02   | ● ●   | 3414.0115.26 |
| 1.25              | 32                  |  | 1)                | 120  | 96  | 60                        | 0.035  | ● ●   | 3414.0116.26 |
| 1.5               | 32                  |  | 1)                | 130  | 87  | 47                        | 0.056  | ● ●   | 3414.0117.26 |
| 1.75              | 32                  |  | 1)                | 142  | 81  | 39                        | 0.075  | ● ●   | 3414.0118.26 |
| 2                 | 32                  |  | 1)                | 141  | 71  | 30                        | 0.1  | ● ●   | 3414.0119.26 |
| 2.5               | 32                  |  | 1)                | 138  | 55  | 20                        | 0.156  | ● ●   | 3414.0120.26 |
| 3                 | 32                  |  | 1)                | 187  | 61  | 17                        | 0.2032   | ● ●   | 3414.0121.26 |
| 3.5               | 32                  |  | 1)                | 202  | 58  | 15                        | 0.3017   | ● ●   | 3414.0122.26 |
| 4                 | 32                  |  | 1)                | 228  | 57  | 10.5                      | 0.3084   | ● ●   | 3414.0123.26 |
| 5                 | 32                  |  | 1)                | 262  | 52  | 8.5                       | 0.531  | ● ●   | 3414.0124.26 |

1) 35 A @ 32 VDC

Availability for all products can be searched real-time: <https://www.schurter.com/en/Stock-Check/Stock-Check-SCHURTER>

Packaging Unit

.xx = .26

Blister Tape 33 cm Reel (10000 pcs.)



Компания «ЭлектроПласт» предлагает заключение долгосрочных отношений при поставках импортных электронных компонентов на взаимовыгодных условиях!

Наши преимущества:

- Оперативные поставки широкого спектра электронных компонентов отечественного и импортного производства напрямую от производителей и с крупнейших мировых складов;
- Поставка более 17-ти миллионов наименований электронных компонентов;
- Поставка сложных, дефицитных, либо снятых с производства позиций;
- Оперативные сроки поставки под заказ (от 5 рабочих дней);
- Экспресс доставка в любую точку России;
- Техническая поддержка проекта, помощь в подборе аналогов, поставка прототипов;
- Система менеджмента качества сертифицирована по Международному стандарту ISO 9001;
- Лицензия ФСБ на осуществление работ с использованием сведений, составляющих государственную тайну;
- Поставка специализированных компонентов (Xilinx, Altera, Analog Devices, Intersil, Interpoint, Microsemi, Aeroflex, Peregrine, Syfer, Eurofarad, Texas Instrument, Miteq, Cobham, E2V, MA-COM, Hittite, Mini-Circuits, General Dynamics и др.);

Помимо этого, одним из направлений компании «ЭлектроПласт» является направление «Источники питания». Мы предлагаем Вам помощь Конструкторского отдела:

- Подбор оптимального решения, техническое обоснование при выборе компонента;
- Подбор аналогов;
- Консультации по применению компонента;
- Поставка образцов и прототипов;
- Техническая поддержка проекта;
- Защита от снятия компонента с производства.



#### Как с нами связаться

**Телефон:** 8 (812) 309 58 32 (многоканальный)

**Факс:** 8 (812) 320-02-42

**Электронная почта:** [org@eplast1.ru](mailto:org@eplast1.ru)

**Адрес:** 198099, г. Санкт-Петербург, ул. Калинина, дом 2, корпус 4, литера А.