

Surface Mount Fuse, 1.05 x 0.55 mm, Super-Quick-Acting FF, 32 VDC



UL 248-14 · 32VDC · Super-Quick-Acting FF

See below:
[Approvals and Compliances](#)

Description

- UL characteristic
- Low melting I²t-values, fast interruption
- Marking optional
- Impermeable to potting compound

Unique Selling Proposition

- Space constrained applications

Applications

- Secondary Protection
- Circuits without inrush
- Semiconductor protection
- Digital Consumer Electronics

References

[Packaging Details](#)

Weblinks

[pdf data sheet](#), [html datasheet](#), [General Product Information](#), [Packaging details](#), [Distributor-Stock-Check](#), [Detailed request for product](#), [Microsite](#)

Technical Data

Rated Voltage	32VDC
Rated current	0.25 - 5A
Breaking Capacity	35A
Characteristic	Super-Quick-Acting FF
Mounting	PCB,SMT
Admissible Ambient Air Temp.	-55°C to 90°C
Climatic Category	55/125/21 acc. to IEC 60068-1
Material: Housing	Thermoset
Material: Terminals	Gold-Plated Copper Alloy
Unit Weight	0.004 g
Storage Conditions	0°C to 60°C, max. 70% r.h.
Product Marking	see table of variants

Soldering Methods	Reflow Soldering Profile
Solderability	245°C / 3 sec acc. to IEC 60068-2-58, Test Td
Resistance to Soldering Heat	260 +0/-5°C / 30 sec acc. to IPC/JEDEC J-STD-020D, Level 1
Moisture Sensitivity Level	MSL 1, J-STD-020
Case Resistance	acc. to EIA/IS-722, Test 4.7 >100 MΩ (between leads and body)
Flammability	min. UL 94V-1 (acc. to EIA/IS-722, Test 4.12)
Moisture Resistance Test	MIL-STD-202, Method 106 (50 cycles in a temp./mister chamber)
Resistance to Solvents	MIL-STD-202, Method 215
Terminal Strength	MIL-STD-202, Method 211A (Deflection of board 1 mm for 1 minute)

Approvals and Compliances



Detailed information on product approvals, code requirements, usage instructions and detailed test conditions can be looked up in [Details about Approvals](#)

SCHURTER products are designed for use in industrial environments. They have approvals from independent testing bodies according to national and international standards. Products with specific characteristics and requirements such as required in the automotive sector according to IATF 16949, medical technology according to ISO 13485 or in the aerospace industry can be offered exclusively with customer-specific, individual agreements by SCHURTER.

Approvals



The approval mark is used by the testing authorities to certify compliance with the safety requirements placed on electronic products.

Approval Reference Type: USF 0402

Approval Logo	Certificates	Certification Body	Description
	UL Approvals	UL	UL File Number: E41599
	CSA Approvals	CSA	CSA Certification Record: 248899

Product standards

Product standards that are referenced

Organization	Design	Standard	Description
	Designed according to	UL 248-14	Low voltage fuses - Part 14: Additional fuses
	Designed according to	CSA22.2 No. 248.14	Low-Voltage Fuses - Part 14: Supplemental Fuses




Application standards

Application standards where the product can be used

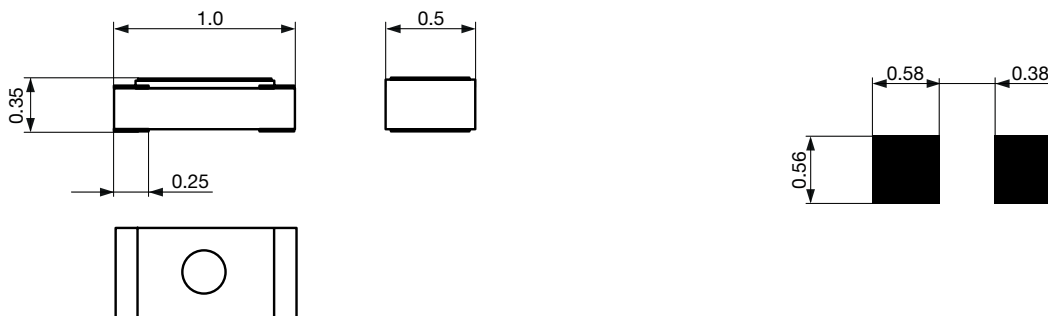
Organization	Design	Standard	Description
	Designed for applications acc.	IEC/UL 62368-1	IEC 62368-1 includes the basic requirements for safety of audio, video, information technology and office equipment.

Compliances

The product complies with following Guide Lines

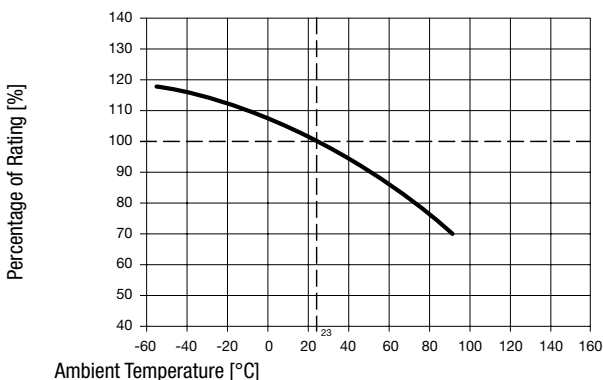
Identification	Details	Initiator	Description
	RoHS	SCHURTER AG	Directive RoHS 2011/65/EU, Amendment (EU) 2015/863
	Halogen Free	SCHURTER AG	SCHURTER strives to offer our customers halogen free products.
	REACH	SCHURTER AG	On 1 June 2007, Regulation (EC) No 1907/2006 on the Registration, Evaluation, Authorization and Restriction of Chemicals 1 (abbreviated as "REACH") entered into force.

Dimension [mm]



Soldering pads

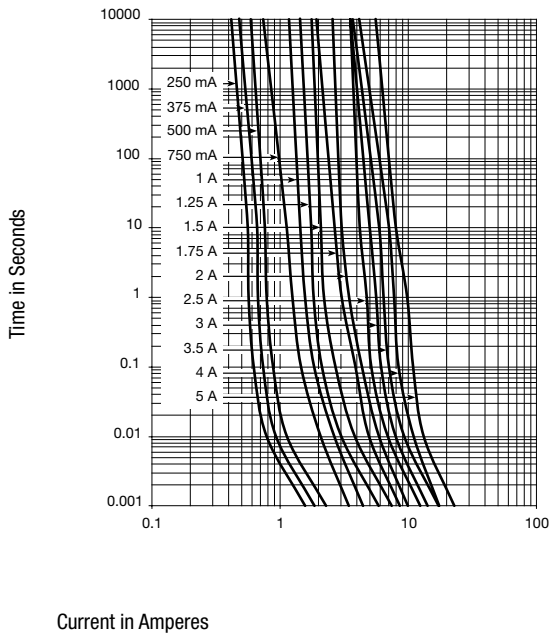
Derating Curves


















Pre-Arcing Time

Rated Current I _n	1.0 x I _n min	2.0 x I _n max	3.0 x I _n max
0.25 A	4 h	-	5 s
0.375 A - 5 A	4 h	5 s	0.2 s

Time-Current-Curves



All Variants

Rated Current [A]	Rated Voltage [VDC]	Marking	Breaking Capacity	Power Dissipation 1.0 I _n typ. [mW]	Voltage Drop 1.0 I _n typ. [mV]	Cold Resistance typ. [mΩ]	Melting I ² t at 1 ms typ. [A ² s]		Order Number
0.25	32		1)	23	92	360	0.0025	● ●	3414.0111.26
0.375	32		1)	32	85	193	0.0035	● ●	3414.0112.26
0.5	32		1)	47	93	160	0.0053	● ●	3414.0113.26
0.75	32		1)	76	102	105	0.012	● ●	3414.0114.26
1	32		1)	87	88	73	0.02	● ●	3414.0115.26
1.25	32		1)	120	96	60	0.035	● ●	3414.0116.26
1.5	32		1)	130	87	47	0.056	● ●	3414.0117.26
1.75	32		1)	142	81	39	0.075	● ●	3414.0118.26
2	32		1)	141	71	30	0.1	● ●	3414.0119.26
2.5	32		1)	138	55	20	0.156	● ●	3414.0120.26
3	32		1)	187	61	17	0.2032	● ●	3414.0121.26
3.5	32		1)	202	58	15	0.3017	● ●	3414.0122.26
4	32		1)	228	57	10.5	0.3084	● ●	3414.0123.26
5	32		1)	262	52	8.5	0.531	● ●	3414.0124.26

1) 35 A @ 32 VDC

Availability for all products can be searched real-time: <https://www.schurter.com/en/Stock-Check/Stock-Check-SCHURTER>

Packaging Unit

.xx = .26

Blister Tape 33 cm Reel (10000 pcs.)



Компания «ЭлектроПласт» предлагает заключение долгосрочных отношений при поставках импортных электронных компонентов на взаимовыгодных условиях!

Наши преимущества:

- Оперативные поставки широкого спектра электронных компонентов отечественного и импортного производства напрямую от производителей и с крупнейших мировых складов;
- Поставка более 17-ти миллионов наименований электронных компонентов;
- Поставка сложных, дефицитных, либо снятых с производства позиций;
- Оперативные сроки поставки под заказ (от 5 рабочих дней);
- Экспресс доставка в любую точку России;
- Техническая поддержка проекта, помощь в подборе аналогов, поставка прототипов;
- Система менеджмента качества сертифицирована по Международному стандарту ISO 9001;
- Лицензия ФСБ на осуществление работ с использованием сведений, составляющих государственную тайну;
- Поставка специализированных компонентов (Xilinx, Altera, Analog Devices, Intersil, Interpoint, Microsemi, Aeroflex, Peregrine, Syfer, Eurofarad, Texas Instrument, Miteq, Cobham, E2V, MA-COM, Hittite, Mini-Circuits, General Dynamics и др.);

Помимо этого, одним из направлений компании «ЭлектроПласт» является направление «Источники питания». Мы предлагаем Вам помощь Конструкторского отдела:

- Подбор оптимального решения, техническое обоснование при выборе компонента;
- Подбор аналогов;
- Консультации по применению компонента;
- Поставка образцов и прототипов;
- Техническая поддержка проекта;
- Защита от снятия компонента с производства.



Как с нами связаться

Телефон: 8 (812) 309 58 32 (многоканальный)

Факс: 8 (812) 320-02-42

Электронная почта: org@eplast1.ru

Адрес: 198099, г. Санкт-Петербург, ул. Калинина, дом 2, корпус 4, литера А.