

Linear/Saturating Choke



See below:

Approvals and Compliances

Description

- Linear/saturating choke
- Flexible wire
- Low noise development by using iron powder toroids instead of conventional iron lamination cores
- Fully potted resign

Applications

- Phase angle control circuits with thyristors, triacs or transistors
- The choke acts at its optimum when it is mounted directly at the interference originator (thyristor, triac)

Weblinks

[pdf data sheet](#), [html datasheet](#), [General Product Information](#), [Approvals](#), [Distributor-Stock-Check](#), [Detailed request for product](#)

Technical Data

Rated voltage	up to 440 VAC	Isolation Voltage	2 kV eff., winding to ambient
Rated Current	5 - 45 A @ Ta 45 °C	Climatic Category	25/100/21 acc. to IEC 60068-1
Power Operating Frequency	50 Hz	Allowable Operation Temp.	-25 °C to 100 °C
Terminal Type	THT, Flexible wire		
Weight	149 - 1423 g		
Material: Housing	UL 94V-0		
Sealing Compound	UL 94V-0		


Approvals and Compliances

Detailed information on product approvals, code requirements, usage instructions and detailed test conditions can be looked up in [Details about Approvals](#)

SCHURTER products are designed for use in industrial environments. They have approvals from independent testing bodies according to national and international standards. Products with specific characteristics and requirements such as required in the automotive sector according to IATF 16949, medical technology according to ISO 13485 or in the aerospace industry can be offered exclusively with customer-specific, individual agreements by SCHURTER.





Application standards

Application standards where the product can be used

Organization	Design	Standard	Description
	Designed for applications acc.	IEC/UL 62368-1	IEC 62368-1 includes the basic requirements for safety of audio, video, information technology and office equipment.

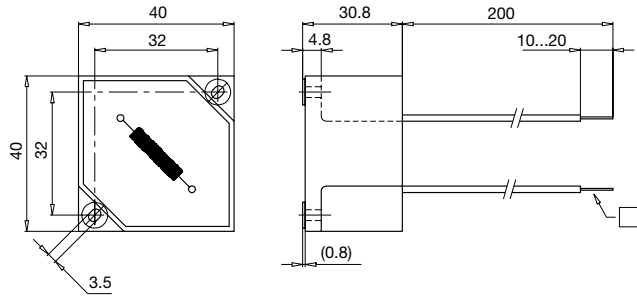
Compliances

The product complies with following Guide Lines

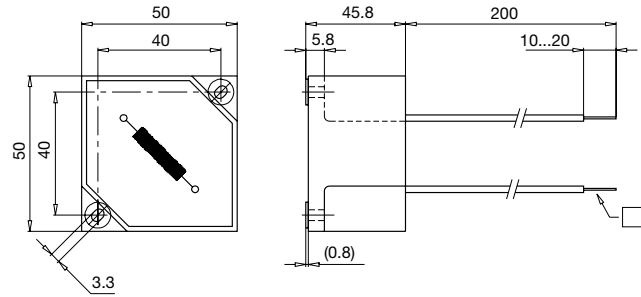
Identification	Details	Initiator	Description
	CE declaration of conformity	SCHURTER AG	The CE marking declares that the product complies with the applicable requirements laid down in the harmonisation of Community legislation on its affixing in accordance with EU Regulation 765/2008.
	RoHS	SCHURTER AG	Directive RoHS 2011/65/EU, Amendment (EU) 2015/863
	China RoHS	SCHURTER AG	The law SJ / T 11363-2006 (China RoHS) has been in force since 1 March 2007. It is similar to the EU directive RoHS.
	REACH	SCHURTER AG	On 1 June 2007, Regulation (EC) No 1907/2006 on the Registration, Evaluation, Authorization and Restriction of Chemicals 1 (abbreviated as "REACH") entered into force.

Dimension [mm]

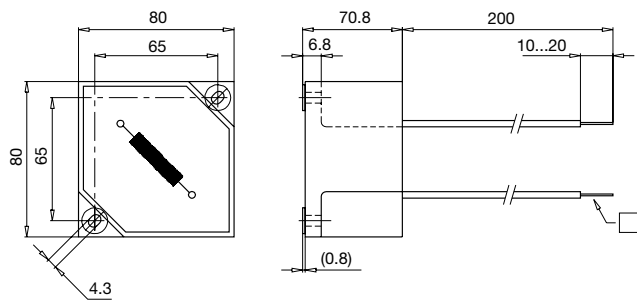
Case 25W



Case 47W



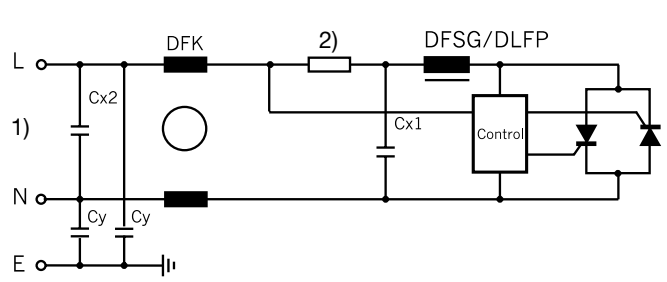
Case 32W



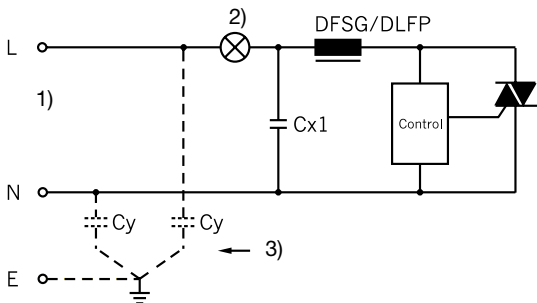
Diagrams



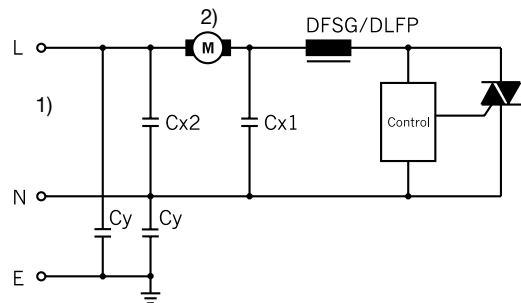
Interference suppression with resistive load, 2-phase
 1) Line
 2) Load



Interference suppression with resistive load, 2-stage
 DFSG: Radio interference suppression saturation choke
 DFK: Radio interference suppression choke magnetically condensated
 1) Line
 2) Load



Interference suppression with resistive load, < 10A, e.g. dimmers circuit (DFSG)
 1) Line
 2) Load
 3) only to protection class I



Interference suppression with inductive load
 1) Line
 2) Load

Derating Curves



All Variants

I_n [A]	L_n [mH]	Inductance drop max [%]	R_{Cu} [mΩ]	Tripped Power Dissipation	f_{RES} [MHz]	C_x [μF]	Copper ϕ [mm]	Weight [g]	Housings	Packing unit [pcs.]	Order Number
5	1	60	120	3	0.8	0.047	1	149g	25W	10	DLFP-0125-0501
8	0.5	60	54	3.5	1.32	0.1	1.25	150g	25W	10	DLFP-0125-08D5
12	0.5	60	38	5.5	1.16	0.1	1.7	350g	47W	6	DLFP-0147-12D5
16	0.3	60	25	6.4	1.69	0.22	1.8	320g	47W	6	DLFP-0147-16D3
25	0.15	60	10	6.3	2.5	0.47	2.36	350g	47W	6	DLFP-0147-25D2
35	0.05	60	5.3	6.5	3.5	1.5	1.5 x 4.5	338g	47W	6	DLFP-0147-35C5
45	0.2	70	6	12	1.1	1	5	1423g	32W	2	DLFP-0132-45D2

Availability for all products can be searched real-time: <https://www.schurter.com/en/Stock-Check/Stock-Check-SCHURTER>

Inductance drop at I_n



Компания «ЭлектроПласт» предлагает заключение долгосрочных отношений при поставках импортных электронных компонентов на взаимовыгодных условиях!

Наши преимущества:

- Оперативные поставки широкого спектра электронных компонентов отечественного и импортного производства напрямую от производителей и с крупнейших мировых складов;
- Поставка более 17-ти миллионов наименований электронных компонентов;
- Поставка сложных, дефицитных, либо снятых с производства позиций;
- Оперативные сроки поставки под заказ (от 5 рабочих дней);
- Экспресс доставка в любую точку России;
- Техническая поддержка проекта, помощь в подборе аналогов, поставка прототипов;
- Система менеджмента качества сертифицирована по Международному стандарту ISO 9001;
- Лицензия ФСБ на осуществление работ с использованием сведений, составляющих государственную тайну;
- Поставка специализированных компонентов (Xilinx, Altera, Analog Devices, Intersil, Interpoint, Microsemi, Aeroflex, Peregrine, Syfer, Eurofarad, Texas Instrument, Miteq, Cobham, E2V, MA-COM, Hittite, Mini-Circuits, General Dynamics и др.);

Помимо этого, одним из направлений компании «ЭлектроПласт» является направление «Источники питания». Мы предлагаем Вам помощь Конструкторского отдела:

- Подбор оптимального решения, техническое обоснование при выборе компонента;
- Подбор аналогов;
- Консультации по применению компонента;
- Поставка образцов и прототипов;
- Техническая поддержка проекта;
- Защита от снятия компонента с производства.



Как с нами связаться

Телефон: 8 (812) 309 58 32 (многоканальный)

Факс: 8 (812) 320-02-42

Электронная почта: org@eplast1.ru

Адрес: 198099, г. Санкт-Петербург, ул. Калинина, дом 2, корпус 4, литера А.