

■Characteristics

Item	Classification	Standard model
Contact resistance *1		100 mΩ max.
Operate time		10 ms max.
Release time		5 ms max.
Insulation resistance *2		1,000 MΩ min.
Dielectric strength	Between coil and contacts	4,000 VAC, 50/60 Hz for 1 min
	Between contacts of the same polarity	1,000 VAC, 50/60 Hz for 1 min
Impulse withstand voltage (between coil and contacts)		8 kV (1.2 x 50 μs)
Vibration resistance	Destruction	10 to 55 to 10 Hz, 0.75 mm single amplitude (1.5 mm double amplitude)
	Malfunction	10 to 55 to 10 Hz, 0.75 mm single amplitude (1.5 mm double amplitude)
Shock resistance	Destruction	1,000 m/s ²
	Malfunction	100 m/s ²
Durability	Mechanical	10,000,000 operations (18,000 operations per hour)
	Electrical	<ul style="list-style-type: none"> • NO 50,000 operations: 10 A at 125 VAC resistive load (operation: ON for 1 sec, OFF for 3 sec) 200,000 operations: 3 A at 125 VAC resistive load (operation: ON for 1 sec, OFF for 1 sec) 100,000 operations: 3 A at 250 VAC resistive load (operation: ON for 1 sec, OFF for 1 sec) 100,000 operations: 5 A at 30 VDC resistive load (operation: ON for 1 sec, OFF for 1 sec) • NC 200,000 operations: 3 A at 125 VAC resistive load (operation: ON for 1 sec, OFF for 1 sec) 100,000 operations: 3 A at 250 VAC resistive load (operation: ON for 1 sec, OFF for 1 sec) 100,000 operations: 3 A at 30 VDC resistive load (operation: ON for 1 sec, OFF for 1 sec)
Failure rate (P level) (reference *3)		10 mA at 5 VDC
Ambient operating temperature		-40°C to 105°C (with no icing or condensation)
Ambient operating humidity		5% to 85%
Weight		Approx. 6.5 g

Note. The data shown above are initial values.

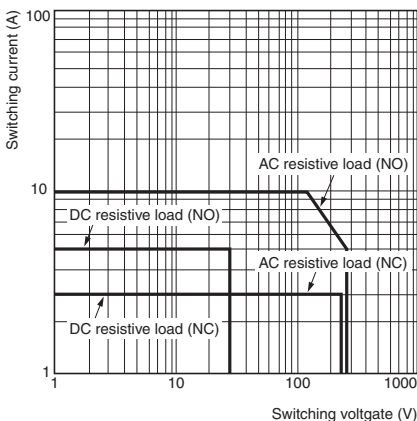
*1. The contact resistance is possible with 1 A applied at 5 VDC using a fall-of-potential method.

*2. Testing conditions: The insulation resistance was measured with a 500 VDC megohmmeter at the same locations as the dielectric strength was measured.

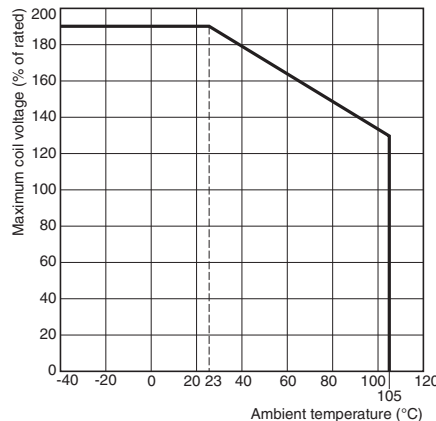
*3. This value was measured at a switching frequency of 120 operations/min.

■Engineering Data

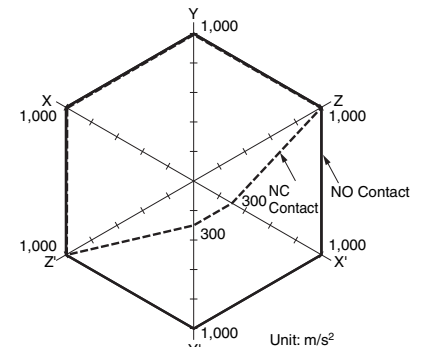
●Maximum Switching Capacity



●Ambient Temperature VS. Maximum Coil Voltage



●Shock Malfunction


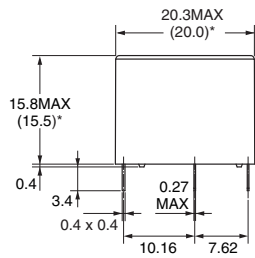



Sample: G5Q-14 12 VDC
 Number of Relays: 5 pcs
 Test conditions: Shock is applied in ±X, ±Y, and ±Z directions three times each with without energizing the Relays to check the number of malfunctions.
 Requirement: None malfunction
 100 m/s²

■Dimensions

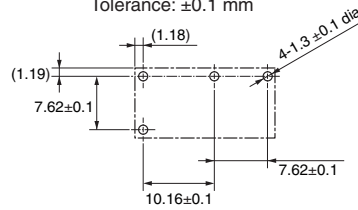
(Unit: mm)

G5Q-1A
G5Q-1A4

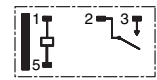


* Average value

PCB Mounting Holes
(Bottom View)
Tolerance: ± 0.1 mm


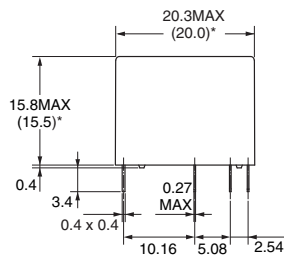



Terminal Arrangement/
Internal Connections
(Bottom View)



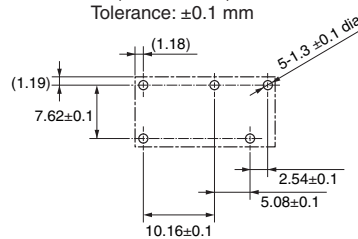
(No coil polarity)

G5Q-1
G5Q-14

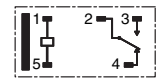


* Average value

PCB Mounting Holes
(Bottom View)
Tolerance: ± 0.1 mm



Terminal Arrangement/
Internal Connections
(Bottom View)



(No coil polarity)

■Approved Standards

UL Recognized: (File No. E41515)

CSA Certified: (File No. LR31928)

Model	Contact form	Coil ratings	Contact ratings	Number of test operations
G5Q	SPST-NO (1a) SPDT (1c)	5 to 48 VDC	10 A 250 VAC N.O. only (Resistive) 40°C	6,000
			10 A 30 VDC N.O. only (Resistive) 40°C	
			4 A 120 VAC N.O. only (Resistive) 40°C	100,000
			3 A 250 VAC N.C. only (Resistive) 40°C	6,000
			3 A 30 VDC N.C. only (Resistive) 40°C	

EC/IEC, VDE (Certified/No.40009467)

Model	Contact form	Coil ratings	Contact ratings	Number of test operations
G5Q	SPST-NO (1a) SPDT (1c)	5, 9, 12, 24 VDC	10 A 250 VAC ($\cos\phi=1$) (N.O.) 105°C 5 A 30 VDC (0 ms) (N.O.) 105°C 3 A 30 VDC (0 ms) (N.C.) 105°C	10,000

■Precautions

●Please refer to “PCB Relays Common Precautions” for correct use.

• Application examples provided in this document are for reference only. In actual applications, confirm equipment functions and safety before using the product.
• Consult your OMRON representative before using the product under conditions which are not described in the manual or applying the product to nuclear control systems, railroad systems, aviation systems, vehicles, combustion systems, medical equipment, amusement machines, safety equipment, and other systems or equipment that may have a serious influence on lives and property if used improperly. Make sure that the ratings and performance characteristics of the product provide a margin of safety for the system or equipment, and be sure to provide the system or equipment with double safety mechanisms.

Note: Do not use this document to operate the Unit.



Компания «ЭлектроПласт» предлагает заключение долгосрочных отношений при поставках импортных электронных компонентов на взаимовыгодных условиях!

Наши преимущества:

- Оперативные поставки широкого спектра электронных компонентов отечественного и импортного производства напрямую от производителей и с крупнейших мировых складов;
- Поставка более 17-ти миллионов наименований электронных компонентов;
- Поставка сложных, дефицитных, либо снятых с производства позиций;
- Оперативные сроки поставки под заказ (от 5 рабочих дней);
- Экспресс доставка в любую точку России;
- Техническая поддержка проекта, помощь в подборе аналогов, поставка прототипов;
- Система менеджмента качества сертифицирована по Международному стандарту ISO 9001;
- Лицензия ФСБ на осуществление работ с использованием сведений, составляющих государственную тайну;
- Поставка специализированных компонентов (Xilinx, Altera, Analog Devices, Intersil, Interpoint, Microsemi, Aeroflex, Peregrine, Syfer, Eurofarad, Texas Instrument, Miteq, Cobham, E2V, MA-COM, Hittite, Mini-Circuits, General Dynamics и др.);

Помимо этого, одним из направлений компании «ЭлектроПласт» является направление «Источники питания». Мы предлагаем Вам помощь Конструкторского отдела:

- Подбор оптимального решения, техническое обоснование при выборе компонента;
- Подбор аналогов;
- Консультации по применению компонента;
- Поставка образцов и прототипов;
- Техническая поддержка проекта;
- Защита от снятия компонента с производства.



Как с нами связаться

Телефон: 8 (812) 309 58 32 (многоканальный)

Факс: 8 (812) 320-02-42

Электронная почта: org@eplast1.ru

Адрес: 198099, г. Санкт-Петербург, ул. Калинина, дом 2, корпус 4, литера А.