



Main

Range of product	Phaseo
Product or component type	Power supply
Power supply type	Regulated switch mode
Input voltage	100...240 V AC phase to phase, terminal(s): L1-L2 100...240 V AC single phase, terminal(s): N-L1 110...220 V DC
Output voltage	24 V DC
Rated power in W	72 W
Input protection type	Integrated fuse (not interchangeable)
Power supply output current	3 A
Output protection type	Against overload, protection technology: 1.1 x I _n Against overvoltage, protection technology: tripping if U > 1.5 x U _n Against short-circuits, protection technology: automatic reset Against undervoltage, protection technology: tripping if U < 0.8 x U _n
Ambient air temperature for operation	32...122 °F (0...50 °C) without 122...140 °F (50...60 °C) with

Complementary

Input voltage limits	100...250 V 85...264 V
Network frequency	47...63 Hz
Inrush current	30 A
Cos phi	0.65
Efficiency	85 %
Output voltage limits	100...120 % adjustable
Power dissipation in W	12.7 W
Current consumption	0.83 A at 240 V 1.46 A at 100 V
Line and load regulation	+/- 3 %
Holding time	>= 10 ms at 100 V >= 10 ms at 240 V
Connections - terminals	Screw type terminals input connection, connection capacity: 2 x 0.14...2 x 2.5 mm ² AWG 26...AWG 14 Screw type terminals input ground connection, connection capacity: 1 x 0.14...1 x 2.5 mm ² AWG 26...AWG 14 Screw type terminals output connection, connection capacity: 2 x 0.14...2 x 2.5 mm ² AWG 26...AWG 14 Screw type terminals output ground connection, connection capacity: 1 x 0.14...1 x 2.5 mm ² AWG 26...AWG 14
Marking	CE
Mounting support	35 x 15 mm symmetrical DIN rail 35 x 7.5 mm symmetrical DIN rail 75 x 7.5 mm symmetrical DIN rail
Operating position	Vertical
Operating altitude	6561.68 ft (2000 m)
Output coupling	Parallel Series
Name of test	Conducted/radiated emissions conforming to EN 55011 Conducted/radiated emissions conforming to EN 55022 Class B Electrostatic discharges conforming to EN/IEC 61000-4-2 Emission conforming to EN 50081-1 Induced electromagnetic field conforming to EN/IEC 61000-4-6 Primary outage conforming to IEC 61000-4-11 Radiated electromagnetic field conforming to EN/IEC 61000-4-3

The information provided in this documentation contains general descriptions and/or technical characteristics of the performance of the products contained herein. This documentation is not intended as a substitute for and is not to be used for determining suitability or reliability of these products for specific user applications. It is the duty of any such user or integrator to perform the appropriate and complete risk analysis, evaluation and testing of the products with respect to the relevant specific application or use thereof. Neither Schneider Electric Industries SAS nor any of its affiliates or subsidiaries shall be responsible or liable for misuse of the information contained herein.

Rapid transient conforming to IEC 61000-4-4
Surge conforming to EN/IEC 61000-4-5

Status LED	1 LED green output voltage 1 LED orange input voltage
Depth	4.72 in (120 mm)
Height	4.72 in (120 mm)
Width	1.06 in (27 mm)
Product weight	1.15 lb(US) (0.52 kg)

Environment

product certifications	CSA 22-2 No 950 UL RCM KC
standards	UL 508 CSA C22.2 No 60950-1
environmental characteristic	EMC conforming to EN 50081-1 EMC conforming to EN 50082-2 Safety conforming to EN/IEC 60950 Safety conforming to SELV EMC conforming to EN 55024
IP degree of protection	IP20 conforming to EN/IEC 60529
ambient air temperature for storage	-13...158 °F (-25...70 °C)
relative humidity	0...95 % without condensation or dripping water
overvoltage category	Class I conforming to VDE 0106-1
dielectric strength	Between input and ground Between output and ground Between input and output Between outputs
MTBF reliability	115104 H at 110 V AC with MIL-HDBK-217F calculation method 116354 H at 220 V AC with MIL-HDBK-217F calculation method

Offer Sustainability

WARNING: This product can expose you to chemicals including:

WARNING: This product can expose you to chemicals including:

Lead and lead compounds, which is known to the State of California to cause cancer and birth defects or other reproductive harm.

Lead and lead compounds, which is known to the State of California to cause cancer and birth defects or other reproductive harm.

For more information go to www.p65warnings.ca.gov

For more information go to www.p65warnings.ca.gov

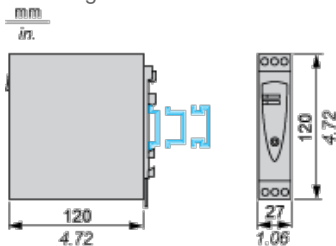
Contractual warranty

Warranty period	18 months
-----------------	-----------

Regulated Switch Mode Power Supply

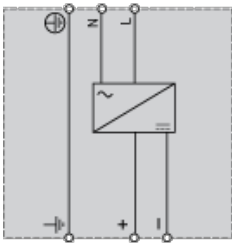
Dimensions and Mounting

Mounting on a 35 mm/1.37 in. or 75 mm/2.95 in. Rail



Regulated Switch Mode Power Supply

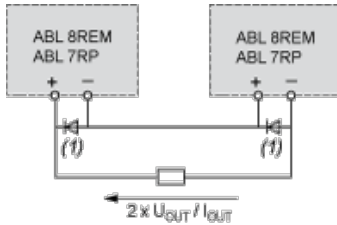
Internal Wiring Diagram



Regulated Switch Mode Power Supplies

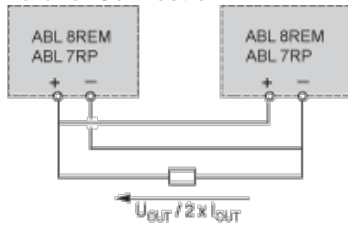
Series or Parallel Connection

Series Connection



(1) Two Schottky diodes I_{min} = power supply I_n and V_{min} = 50 V

Parallel Connection



Family	Series	Parallel
ABL 8REM/7RP	2 products max.	2 products max.

Series or parallel connection is only recommended for products with identical references.

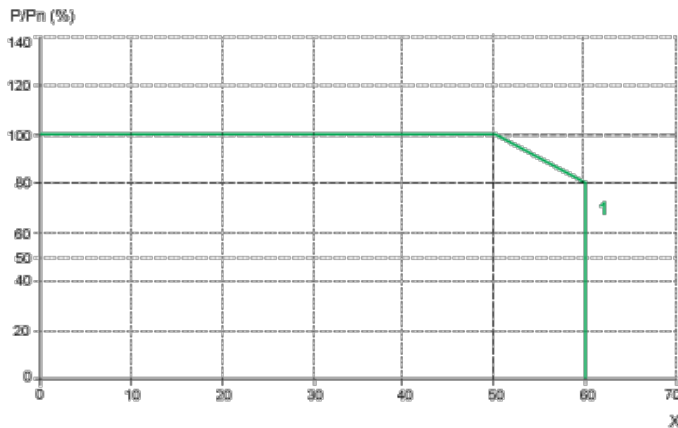
Regulated Switch Mode Power Supplies

Derating

The ambient temperature is a determining factor that limits the power an electronic power supply can deliver continuously. If the temperature around the electronic components is too high, their life will be significantly reduced.

The nominal ambient temperature for the Optimum range of Phaseo power supplies is 50 °C. Above this temperature, derating is necessary up to a maximum temperature of 60 °C.

The graph below shows the power as a percentage of the nominal power that the power supply can deliver continuously, depending on the ambient temperature.



X Maximum operating temperature (°C)

(1) ABL 8REM, ABL 7RP mounted vertically

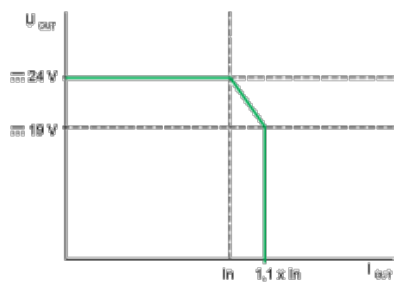
Derating should be considered in extreme operating conditions:

- Intensive operation (output current permanently close to the nominal current, combined with a high ambient temperature)

- | Output voltage set above 24 Vdc (to compensate for line voltage drops, for example)
- | Parallel connection to increase the total power

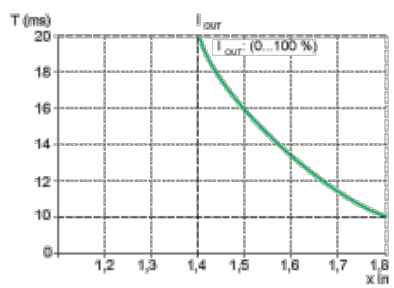
Regulated Switch Mode Power Supply

Load Limit



Regulated Switch Mode Power Supply

Temporary Overloads





Компания «ЭлектроПласт» предлагает заключение долгосрочных отношений при поставках импортных электронных компонентов на взаимовыгодных условиях!

Наши преимущества:

- Оперативные поставки широкого спектра электронных компонентов отечественного и импортного производства напрямую от производителей и с крупнейших мировых складов;
- Поставка более 17-ти миллионов наименований электронных компонентов;
- Поставка сложных, дефицитных, либо снятых с производства позиций;
- Оперативные сроки поставки под заказ (от 5 рабочих дней);
- Экспресс доставка в любую точку России;
- Техническая поддержка проекта, помощь в подборе аналогов, поставка прототипов;
- Система менеджмента качества сертифицирована по Международному стандарту ISO 9001;
- Лицензия ФСБ на осуществление работ с использованием сведений, составляющих государственную тайну;
- Поставка специализированных компонентов (Xilinx, Altera, Analog Devices, Intersil, Interpoint, Microsemi, Aeroflex, Peregrine, Syfer, Eurofarad, Texas Instrument, Miteq, Cobham, E2V, MA-COM, Hittite, Mini-Circuits, General Dynamics и др.);

Помимо этого, одним из направлений компании «ЭлектроПласт» является направление «Источники питания». Мы предлагаем Вам помощь Конструкторского отдела:

- Подбор оптимального решения, техническое обоснование при выборе компонента;
- Подбор аналогов;
- Консультации по применению компонента;
- Поставка образцов и прототипов;
- Техническая поддержка проекта;
- Защита от снятия компонента с производства.



Как с нами связаться

Телефон: 8 (812) 309 58 32 (многоканальный)

Факс: 8 (812) 320-02-42

Электронная почта: org@eplast1.ru

Адрес: 198099, г. Санкт-Петербург, ул. Калинина, дом 2, корпус 4, литера А.