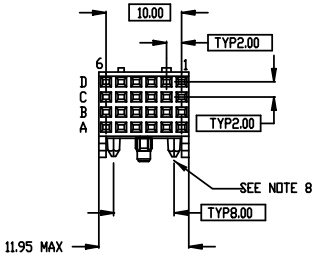

24 POSITION

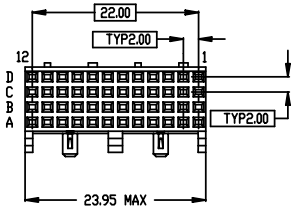

48 POSITION

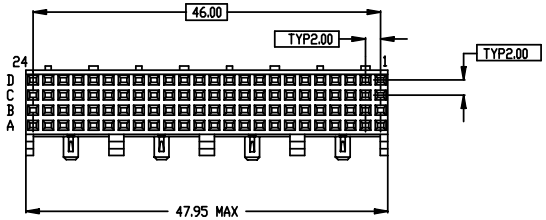

96 POSITION

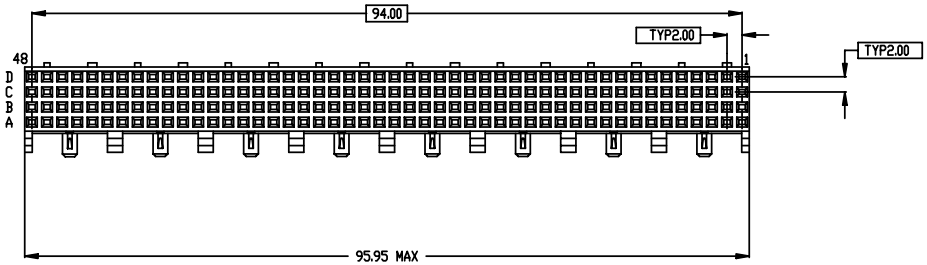

192 POSITION

NOTES: UNLESS OTHERWISE SPECIFIED;

1 CONNECTOR MATERILAS:
HOUSING: GLASS FILLED THERMOPLASTIC, UL94-V0 COMPLIANT
KEEPER: GLASS FILLED THERMOPLASTIC, UL94-V0 COMPLIANT
TERMINAL: PHOSPHOR BRONZE ALLOY

2 PACKED IN TUBES.

3 FEATURE MAY OR MAY NOT BE PRESENT DEPENDING UPON THE MOLD TOOL USED TO PRODUCE PRODUCT.

4 PRODUCT SPCIFICATION: GS-12-177.

5 APPLICATION SPECIFICATION: GS-20-015.
UNION DIRECTIVES AND OTHER COUNTRY REGULATIONS AS DESCRIBED IN GS-22-008.

6 THE PRODUCTS WHERE THE PART NUMBER ENDS IN 'LF' MEET THE EUROPEAN

7 ALL PRODUCTS WILL WITHSTAND EXPOSURE TO 260°C FOR 60 SECONDS IN A CONVECTION, INFRA-RED OR VAPOR PHASE REFLOW OVEN.

8 LOCATION PEGS ARE EXISTED ONLY IN ONE MODULE

rev	ecn no	dr	date
M	V04-1123	TAB	02/03/05
N	V05-0437	VS	07/14/05
P	V05-1026	JRV	11/7/05
R	DG06-0378	KL	09/01/06
S	DG06-0434	Cenh	10/23/06
T	DG08-0173	TER	7/11/08
U	N10-0382	Cenh	11/13/10

www.fciconnect.com

surface √ | tolerance std | projection | MM

TOLERANCES UNLESS OTHERWISE SPECIFIED

Dr	V. SEBASTIAN	07/14/05	ANGULAR	LINEAR	0.X	± 0.50
Eng	J. VOLSTROF	07/14/05			0.XX	± 0.13
Chr	J. VOLSTROF	07/14/05	0° ±2°		0.XXX	± -
Appr	J. VOLSTROF	07/14/05	Product family		METRAL	

size A4 | Scale 4:1 | ECN N10-0382 | Spec ref

title: T SERIES R/A RECEPTACLE ASSY, 4 ROW, STB

dwg no SE96846 | Rev. U

catalog no | CUSTOMER | sheet 1 of 4

REV F - 2006-04-17

Copyright FCI.

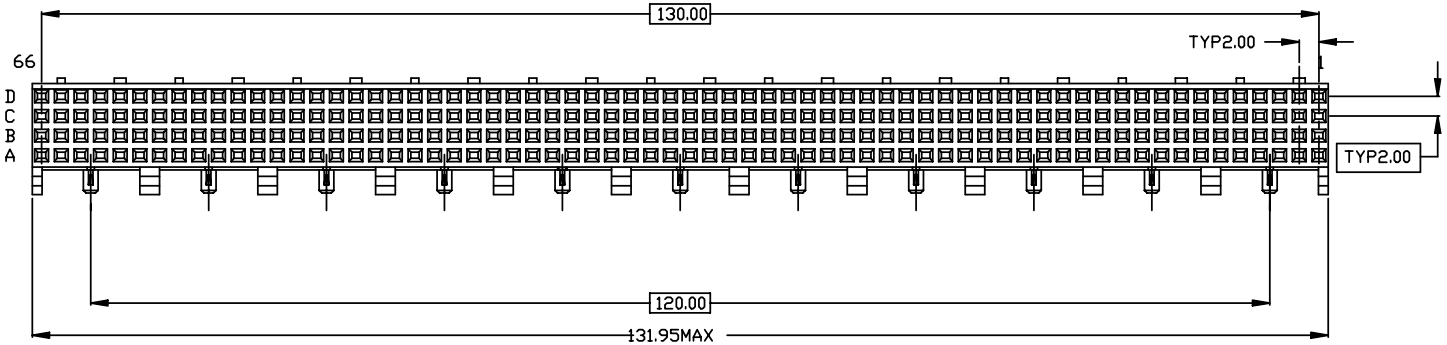

264 POSITION

www.fciconnect.com			surface		tolerance std		projection	MM	
			TOLERANCES UNLESS OTHERWISE SPECIFIED						
Dr	V. SEBASTIAN	07/14/05	ANGULAR		LINEAR	0.X	± 0.50	size A4	Scale 4:1
Eng	J. VOLSTROF	07/14/05				0.XX	± 0.13		
Chr	J. VOLSTROF	07/14/05	0°	±2°		0.XXX	± -	ECN	N10-0382
Appr	J. VOLSTROF	07/14/05	Product family			METRAL		Spec ref	
title	T SERIES R/A RECEPTACLE ASSY, 4 ROW, STB					dwg no	SE96846		Rev. U
catalog no						CUSTOMER		sheet 2 of 4	

REV F - 2006-04-17

Copyright FCI.

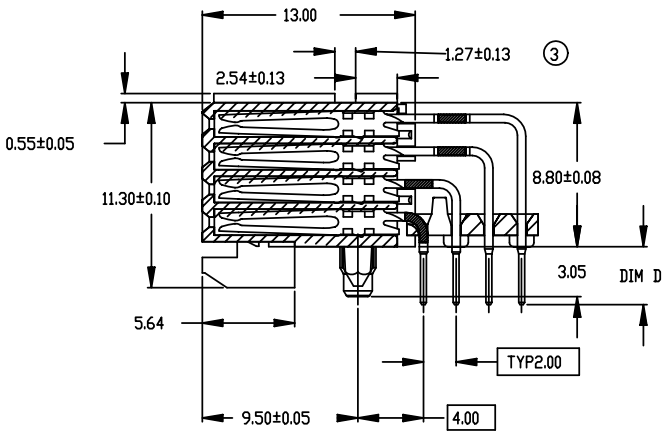

CATALOG NUMBER DESCRIPTION

HM1 F 4 _ T _ P ___ H _ LF

PRODUCT FAMILY
HM1 = METRAL HM1

PRODUCT TYPE
F = FEMALE SIGNAL, RIGHT ANGLE

NUMBER OF ROWS
4 = 4 ROW

BODY LENGTH
1 = 12.00 (24 POSITION SIGNAL)
2 = 24.00 (48 POSITION SIGNAL)
3 = 48.00 (96 POSITION SIGNAL)
4 = 96.00 (192 POSITION SIGNAL)
9 = NON-STANDARD

MATING CONTACT
T = TWISTED FEMALE

PCB TERMINATION TYPE
A = SOLDER TAIL, FOR 1.60mm PCB
B = SOLDER TAIL, FOR 2.40mm PCB

LF = LEAD FREE Sn PLATING ON TAILS

PERFORMANCE LEVEL
6 = SEE TABLE 2
M = 0.38 MICRONS Au MIN OVER Ni

INSULATING MATERIAL
H = HIGH TEMPERATURE MATERIAL

VARIATIONS
000 = STANDARD
802 = 264 POSITION SIGNAL

BOARD ATTACHMENT
P = PRESS-FIT RETENTION PEG

	PCB THICKNESS	DIM D	RETENTION FEATURES
~~HM1 F 4_ T A R 000 H6~~	~~1.60~~	~~2.90±0.30~~	HEAT STAKE PEGS
~~HM1 F 4_ T B R 000 H6~~	~~2.40~~	~~3.60±0.30~~	HEAT STAKE PEGS
HM1 F 4_ T A P 000 H6	1.60	2.90 ±0 .30	PRESS-FIT PEGS
HM1 F 4_ T B P 000 H6	2.40	3.60 ±0 .30	PRESS-FIT PEGS
HM1 F 49 T A P 802 H6	1.60	2.90 ±0 .30	PRESS-FIT PEGS

OBSOLETE

TABLE 2

CODE	CONTACT AREA	PERFORMANCE LEVEL
6	0.75um Au min over 1.3um Ni min or 0.68um PdNi min +0.08um Au min over 1.3um Ni min	TELCORDIA CO

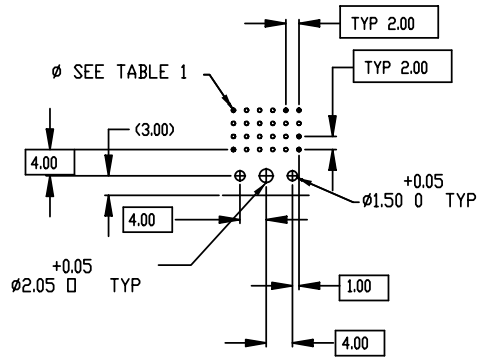

RECOMENDED PC BOARD LAYOUT,
COMPONENT SIDE
SEE PRINT 58351 FOR ADDITIONAL
PCB INFORMATION

www.fciconnect.com			surface √		tolerance std		projection	MM
			TOLERANCES UNLESS OTHERWISE SPECIFIED					
Dr	V. SEBASTIAN	07/14/05	ANGULAR	LINEAR	0.X	± 0.50	size A4	Scale 4:1
Eng	J. VOLSTROF	07/14/05			0.XX	± 0.13		
Chr	J. VOLSTROF	07/14/05	0° ±2°		0.XXX	± -	ECN	N10-0382
Appr	J. VOLSTROF	07/14/05	Product family		METRAL		Spec ref	
title	T SERIES R/A RECEPTACLE ASSY, 4 ROW, STB						dwg no SE96846	Rev. U
	catalog no						CUSTOMER	sheet 3 of 4

Copyright FCI.

REV F - 2006-04-17

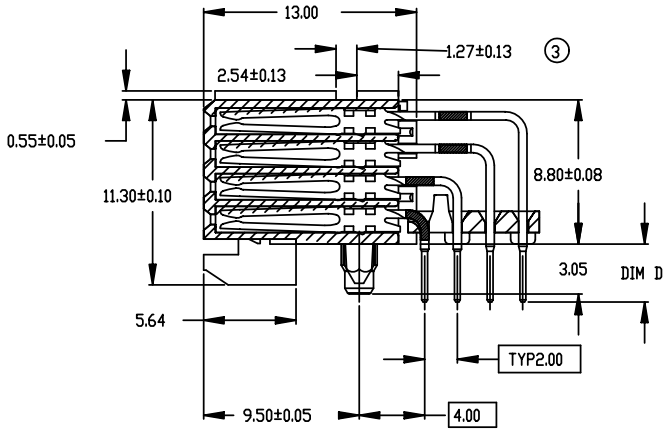

CATALOG NUMBER DESCRIPTION

HM1 F 4 _ T _ P 400 H _ _ LF

PRODUCT FAMILY
HM1 = METRAL HM1

PRODUCT TYPE
F = FEMALE SIGNAL, RIGHT ANGLE

NUMBER OF ROWS
4 = 4 ROW

BODY LENGTH
1 = 12.00 (24 POSITION SIGNAL)
2 = 24.00 (48 POSITION SIGNAL)
3 = 48.00 (96 POSITION SIGNAL)
4 = 96.00 (192 POSITION SIGNAL)
9 = NON-STANDARD

MATING CONTACT
T = TWISTED FEMALE

PCB TERMINATION TYPE
A = SOLDER TAIL, FOR 1.60mm PCB
B = SOLDER TAIL, FOR 2.40mm PCB

LF = LEAD FREE Sn PLATING ON TAILS

P = PACKAGED IN TRAYS
- = SEE PACKAGE SPEC GS-14-1228

PERFORMANCE LEVEL
6 = TELCORDIA CO
E = CUSTOMER SPECIAL
0.75 um GOLD SELECTIVE PLATING

INSULATING MATERIAL
H = HIGH TEMPERATURE MATERIAL

SPECIAL DATAS:
VISUAL INSPECTION: 100%
- MARKING FAILURES
- HOUSING METERIAL FAILURES
- SPOILT HOUSING
- STAINED HOUSING
- BROKEN CONTACTS (Twisted or Loosen)

BOARD ATTACHMENT
P = PRESS-FIT RETENTION PEG

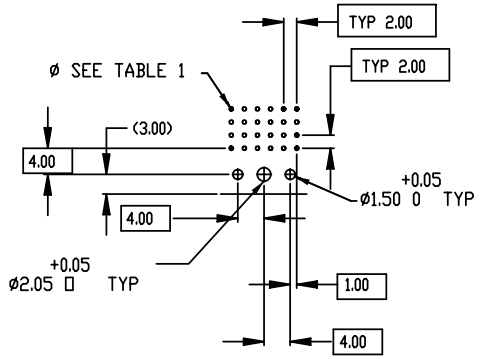

RECOMENDED PC BOARD LAYOUT,
COMPONENT SIDE
SEE PRINT 58351 FOR ADDITIONAL
PCB INFORMATION

	PCB THICKNESS	DIM D	RETENTION FEATURES
HM1 F 4_ T A P 400 H__LF	1.60	2.90 ±0 .30	PRESS-FIT PEGS
HM1 F 4_ T B P 400 H__LF	2.40	3.60 ±0 .30	

www.fciconnect.com			surface	tolerance std		projection	MM
			TOLERANCES UNLESS OTHERWISE SPECIFIED				
Dr	V. SEBASTIAN	07/14/05	ANGULAR	LINEAR	0.X ± 0.50	size A4	Scale 4:1
Eng	J. VOLSTROF	07/14/05			0.XX ± 0.13		
Chr	J. VOLSTROF	07/14/05	0° ±2°		0.XXX ± -	ECN	N10-0382
Appr	J. VOLSTROF	07/14/05	Product family		METRAL	Spec ref	
title	T SERIES R/A RECEPTACLE ASSY, 4 ROW, STB					dwg no SE96846	Rev. U
	catalog no					CUSTOMER	sheet 4 of 4

Copyright FCI.

REV F - 2006-04-17

Компания «ЭлектроПласт» предлагает заключение долгосрочных отношений при поставках импортных электронных компонентов на взаимовыгодных условиях!

Наши преимущества:

- Оперативные поставки широкого спектра электронных компонентов отечественного и импортного производства напрямую от производителей и с крупнейших мировых складов;
- Поставка более 17-ти миллионов наименований электронных компонентов;
- Поставка сложных, дефицитных, либо снятых с производства позиций;
- Оперативные сроки поставки под заказ (от 5 рабочих дней);
- Экспресс доставка в любую точку России;
- Техническая поддержка проекта, помощь в подборе аналогов, поставка прототипов;
- Система менеджмента качества сертифицирована по Международному стандарту ISO 9001;
- Лицензия ФСБ на осуществление работ с использованием сведений, составляющих государственную тайну;
- Поставка специализированных компонентов (Xilinx, Altera, Analog Devices, Intersil, Interpoint, Microsemi, Aeroflex, Peregrine, Syfer, Eurofarad, Texas Instrument, Miteq, Cobham, E2V, MA-COM, Hittite, Mini-Circuits,General Dynamics и др.);

Помимо этого, одним из направлений компании «ЭлектроПласт» является направление «Источники питания». Мы предлагаем Вам помощь Конструкторского отдела:

- Подбор оптимального решения, техническое обоснование при выборе компонента;
- Подбор аналогов;
- Консультации по применению компонента;
- Поставка образцов и прототипов;
- Техническая поддержка проекта;
- Защита от снятия компонента с производства.

Как с нами связаться

Телефон: 8 (812) 309 58 32 (многоканальный)
Факс: 8 (812) 320-02-42
Электронная почта: org@eplast1.ru
Адрес: 198099, г. Санкт-Петербург, ул. Калинина, дом 2, корпус 4, литера А.