



RoHS compliant

FEATURES

1. Protects Circuit from excess current

The short circuit protection function prevents the continued flow of short current. After short current is detected, load current is monitored, and if the load returns to normal, the device returns to normal operation.

2. No need for fuses, polyswitches, or other protectors

The built-in short circuit protection function eliminates the need for overcurrent protectors, reducing mounting costs and space requirements.

3. High capacity

Can control up to 0.5A (60V DC) load current.

TYPICAL APPLICATIONS

- Industrial equipment
- Security equipment

TYPES

	Output rating*		Package	Part No.				Packing quantity	
				Through hole terminal	Surface-mount terminal		Tube	Tape and reel	
	Load voltage	Load current			Tube packing style	Tape and reel packing style			
DC only	60 V	500 mA	DIP6-pin	AQV112KL	AQV112KLA	AQV112KLAX	AQV112KLAZ	1 tube contains: 50 pcs. 1 batch contains: 500 pcs.	1,000 pcs.

*Indicate the DC values.

Note: The surface mount terminal shape indicator "A" and the packing style indicator "X" or "Z" are not marked on the device.

RATING

1. Absolute maximum ratings (Ambient temperature: 25°C 77°F)

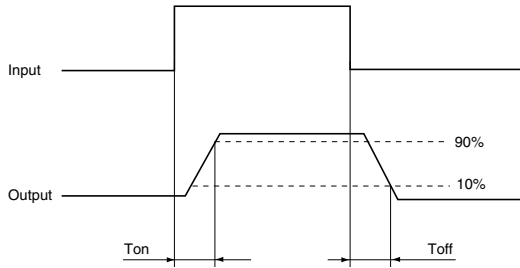
Item		Symbol	AQV112KL(A)	Remarks
Input	LED forward current	I_F	50 mA	
	LED reverse voltage	V_R	5 V	
	Peak forward current	I_{FP}	1 A	f = 100 Hz, Duty factor = 0.1%
	Power dissipation	P_{in}	75 mW	
Output	Load voltage (peak AC)	V_L	7 to 60V	
	Continuous load current	I_L	0.5 A	Peak AC, DC
	Power dissipation	P_{out}	500 mW	
Total power dissipation		P_T	550 mW	
I/O isolation voltage		V_{iso}	1,500 V AC	
Temperature limits	Operating	T_{opr}	-40°C to +85°C -40°F to +185°F	Non-condensing at low temperatures
	Storage	T_{stg}	-40°C to +100°C -40°F to +212°F	

GU 1 Form A Short Circuit Protection (AQV112KL)

2. Electrical characteristics (Ambient temperature: 25°C 77°F)

Item		Symbol	AQV112KL(A)	Condition	
Input	LED operate current	Typical	0.8 mA	$I_L = 100\text{mA}$	
		Maximum	10 mA		
	LED turn off current	Minimum	0.3 mA	$I_L = 100\text{mA}$	
		Typical	0.7 mA		
LED dropout voltage	Typical	V_F	1.35 V (1.17 V at $I_F = 10\text{ mA}$)	$I_F = 50\text{ mA}$	
	Maximum		1.5 V		
Output	On resistance	Typical	0.55 Ω	$I_F = 10\text{ mA}$ $I_L = \text{Max.}$	
		Maximum	2.0 Ω		
	Load short circuit detection voltage	Typical	V_{LSHT}	5 V	$I_F = 10\text{ mA}$
		Maximum		7 V	
	Off state leakage current	Maximum	I_{Leak}	1 μA	$I_F = 0\text{ mA}$ $V_L = \text{Max.}$
Transfer characteristics	Turn on time*	Typical	2.0 ms	$I_F = 10\text{ mA}$ $I_L = 100\text{ mA}$ $V_L = 10\text{ V}$	
		Maximum	5.0 ms		
	Turn off time*	Typical	T_{off}	0.1 ms	$I_F = 10\text{ mA}$ $I_L = 100\text{ mA}$ $V_L = 10\text{ V}$
		Maximum		1.0 ms	
	I/O capacitance	Typical	C_{iso}	0.8 pF	$f = 1\text{ MHz}$ $V_B = 0\text{ V}$
		Maximum		1.5 pF	
Initial I/O isolation resistance	Minimum	R_{iso}	1,000 M Ω	500 V DC	

*Turn on/Turn off time



RECOMMENDED OPERATING CONDITIONS

Please obey the following conditions to ensure proper device operation and resetting.

Item	Symbol	Recommended value	Unit
Input LED current	I_F	10	mA

■ For Dimensions.

■ For Schematic and Wiring Diagrams.

■ For Cautions for Use.

■ These products are not designed for automotive use.

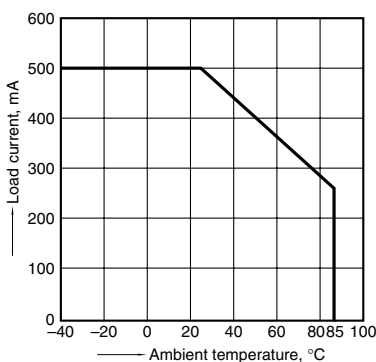
If you are considering to use these products for automotive applications, please contact your local Panasonic Corporation technical representative.

For more information.

REFERENCE DATA

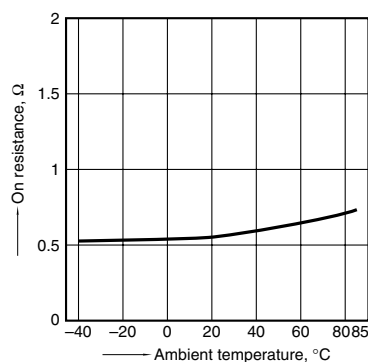
1. Load current vs. ambient temperature characteristics

Allowable ambient temperature: -40°C to $+85^\circ\text{C}$
 -40°F to $+185^\circ\text{F}$



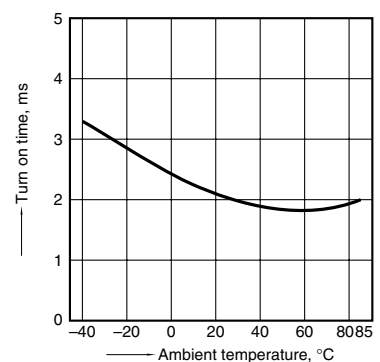
2. On resistance vs. ambient temperature characteristics

Measured portion: between terminals 4 and 6;
LED current: 10 mA; Load current: Max.(DC)



3. Turn on time vs. ambient temperature characteristics

Measured portion: between terminals 4 and 6;
LED current: 10 mA; Load voltage: 10V (DC);
Load current: 100 mA



GU 1 Form A Short Circuit Protection (AQV112KL)

4. Turn off time vs. ambient temperature characteristics

Measured portion: between terminals 4 and 6;
LED current: 10 mA; Load voltage: 10 V (DC);
Load current: 100 mA (DC)



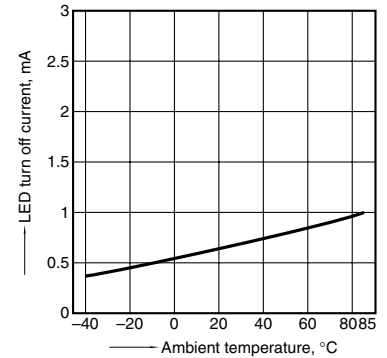
5. LED operate current vs. ambient temperature characteristics

Measured portion: between terminals 4 and 6;
Load current: 100 mA



6. LED turn off current vs. ambient temperature characteristics

Measured portion: between terminals 4 and 6;
Load current: 100 mA



7. Off state leakage current vs. load voltage characteristics

Measured portion: between terminals 4 and 6;
Ambient temperature: 25°C 77°F



8. Current vs. voltage characteristics of output at MOS portion

Measured portion: between terminals 4 and 6;
Ambient temperature: 25°C 77°F



9. LED dropout voltage vs. ambient temperature characteristics

Measured portion: between terminals 1 and 2;
LED current: 10 to 50 mA



10. Turn on time vs. LED forward current characteristics

Measured portion: between terminals 4 and 6;
Load voltage: 10 V (DC); Load current: 100 mA (DC);
Ambient temperature: 25°C 77°F



11. Turn off time vs. LED forward current characteristics

Measured portion: between terminals 4 and 6;
Load voltage: 10 V (DC); Load current: 100 mA (DC);
Ambient temperature: 25°C 77°F



12. Output capacitance vs. applied voltage characteristics

Measured portion: between terminals 4 and 6;
Frequency: 1 MHz; Ambient temperature: 25°C 77°F



13. Short circuit peak current vs. time characteristics

Measured portion: between terminals 4 and 6;
LED current: 10 mA; Load resistance: 0;
Ambient temperature: 25°C 77°F



14. Short current monitoring interval vs. time characteristics

Measured portion: between terminals 4 and 6;
LED current: 10 mA; Load resistance: 0;
Ambient temperature: 25°C 77°F



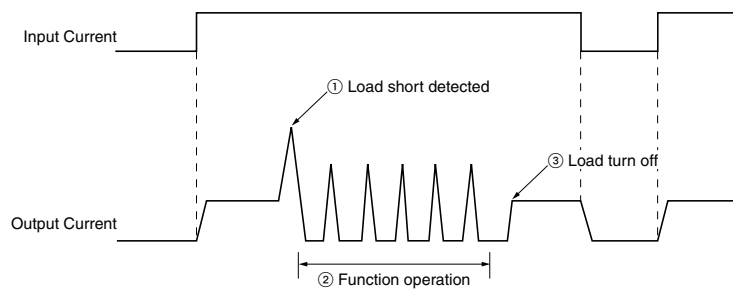
GU 1 Form A Short Circuit Protection (AQV112KL)

What is short circuit protection Non-latch type?

If the load current reaches a predetermined overcurrent level, the output-side short circuit protection function cuts off the load current. It then monitors the load current, and if it returns to normal, automatically recovers to normal device operation.

In order to operate the short circuit protection function, ensure that the input current is at least $I_F = 10 \text{ mA}$.

Operation chart (Non-latch type)



Mouser Electronics

Authorized Distributor

Click to View Pricing, Inventory, Delivery & Lifecycle Information:

Panasonic:

[AQV210EAX](#) [AQV210EAZ](#) [AQV214EAZ](#) [AQV414EA](#) [AQV414EAX](#) [AQV210HLA](#) [AQV210FS](#) [AQV210LS](#)
[AQV216H](#) [AQV216HAX](#) [AQV453EHA](#) [AQV453EHAX](#)



Компания «ЭлектроПласт» предлагает заключение долгосрочных отношений при поставках импортных электронных компонентов на взаимовыгодных условиях!

Наши преимущества:

- Оперативные поставки широкого спектра электронных компонентов отечественного и импортного производства напрямую от производителей и с крупнейших мировых складов;
- Поставка более 17-ти миллионов наименований электронных компонентов;
- Поставка сложных, дефицитных, либо снятых с производства позиций;
- Оперативные сроки поставки под заказ (от 5 рабочих дней);
- Экспресс доставка в любую точку России;
- Техническая поддержка проекта, помощь в подборе аналогов, поставка прототипов;
- Система менеджмента качества сертифицирована по Международному стандарту ISO 9001;
- Лицензия ФСБ на осуществление работ с использованием сведений, составляющих государственную тайну;
- Поставка специализированных компонентов (Xilinx, Altera, Analog Devices, Intersil, Interpoint, Microsemi, Aeroflex, Peregrine, Syfer, Eurofarad, Texas Instrument, Miteq, Cobham, E2V, MA-COM, Hittite, Mini-Circuits, General Dynamics и др.);

Помимо этого, одним из направлений компании «ЭлектроПласт» является направление «Источники питания». Мы предлагаем Вам помощь Конструкторского отдела:

- Подбор оптимального решения, техническое обоснование при выборе компонента;
- Подбор аналогов;
- Консультации по применению компонента;
- Поставка образцов и прототипов;
- Техническая поддержка проекта;
- Защита от снятия компонента с производства.



Как с нами связаться

Телефон: 8 (812) 309 58 32 (многоканальный)

Факс: 8 (812) 320-02-42

Электронная почта: org@eplast1.ru

Адрес: 198099, г. Санкт-Петербург, ул. Калинина, дом 2, корпус 4, литера А.