

# 3M™ DIN C Form Plug

Right Angle, Solder Tail Termination

DIN 41612 Series



- Multi-pin count socket compatible with VME, VXI and Multibus II daughter cards
- Early mate late break (EMLB) grounding contacts for hot swapping
- Expanded pin counts
- Optional retention clips
- Mates with C-form and R-form sockets
- See the Regulatory Information Appendix (RIA) in the “RoHS compliance” section of [www.3M.com/Interconnects](http://www.3M.com/Interconnects) for compliance information (RIA E1 & C1 apply)

Date Modified: February 2, 2010

TS-2305-E  
Sheet 1 of 3

## Physical

### Insulation:

Material: Glass Filled Polyester (PBT)  
Flammability: UL 94V-0  
Color: Gray

### Contact:

Material: Copper Alloy

### Plating:

Underplating: 50  $\mu$ ” Min. Nickel  
Wiping Area: See Ordering Information  
Termination: See Ordering Information

## Electrical

Current Rating: 3.0A at 30°C T-rise above ambient  
Contact Resistance:  $\leq 20$  m $\Omega$   
Insulation Resistance:  $\geq 1,000$  M $\Omega$ , 100V<sub>DC</sub>  
Withstanding Voltage: 1,000 V<sub>AC</sub> for 1 minute

## Environmental

**Temperature Rating:** -55°C to 125°C  
**Process Temperature Rating:** Maximum Insulator Temperature 191°C (solder wave process only)

UL File No.: E68080



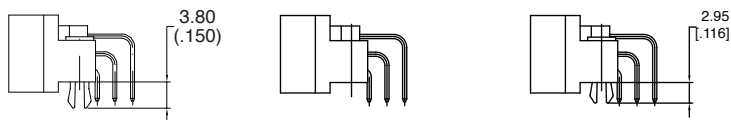
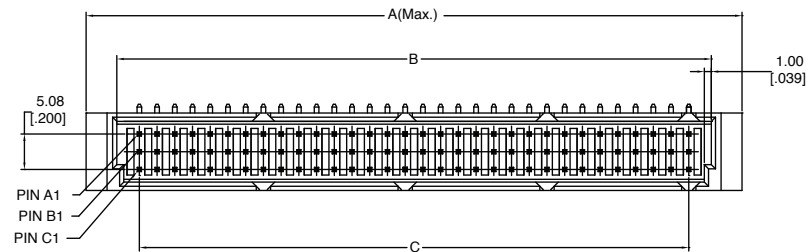
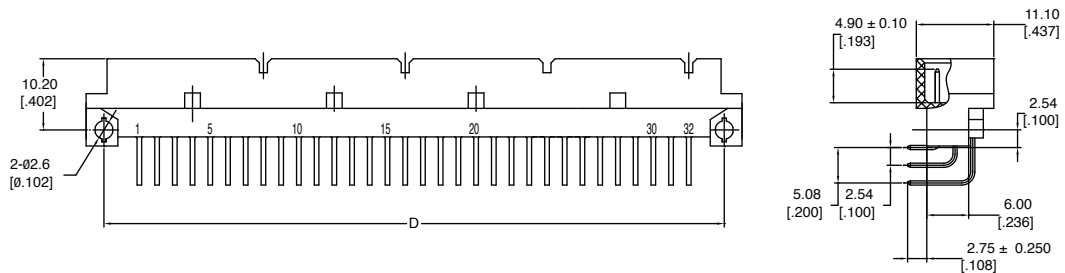
# 3M™ DIN C Form Plug

Right Angle, Solder Tail Termination

DIN 41612 Series

Table 1

Contact Quantity	Part Number	A	B	C	D
16	DIN-016CPA-XXX-XXXX	54.40 [2.142]	44.56 [1.754]	38.10 [1.500]	48.26 [1.900]
32	DIN-032CPB-XXX-XXXX	54.40 [2.142]	44.56 [1.754]	38.10 [1.500]	48.26 [1.900]
48	DIN-048CPC-XXX-XXXX	54.40 [2.142]	44.56 [1.754]	38.10 [1.500]	48.26 [1.900]
32	DIN-032CPD-XXX-XXXX	54.40 [2.142]	44.56 [1.754]	38.10 [1.500]	48.26 [1.900]
16	DIN-016CPE-XXX-XXXX	54.40 [2.142]	44.56 [1.754]	38.10 [1.500]	48.26 [1.900]
32	DIN-032CPA-XXX-XXXX	94.00 [3.701]	85.20 [3.354]	78.74 [3.100]	88.90 [3.500]
64	DIN-064CPB-XXX-XXXX	94.00 [3.701]	85.20 [3.354]	78.74 [3.100]	88.90 [3.500]
96	DIN-096CPC-XXX-XXXX	94.00 [3.701]	85.20 [3.354]	78.74 [3.100]	88.90 [3.500]
64	DIN-064CPD-XXX-XXXX	94.00 [3.701]	85.20 [3.354]	78.74 [3.100]	88.90 [3.500]
32	DIN-032CPE-XXX-XXXX	94.00 [3.701]	85.20 [3.354]	78.74 [3.100]	88.90 [3.500]



RR1  
WITH "A" RETENTION CLIP  
for .062 and .093 PCB thickness

SR1  
WITHOUT RETENTION CLIP

RR1L  
WITH "B" RETENTION CLIPS  
for .062 PCB thickness

mm  
[inch]

Tolerance Unless Noted			
	X.	.X	.XX
mm	± 0.50	± 0.25	± 0.15

[ ] Dimension for Reference Only

TS-2305-E  
Sheet 2 of 3

# 3M™ DIN C Form Plug

Right Angle, Solder Tail Termination

DIN 41612 Series



## RECOMMENDED PCB LAYOUT

### Ordering Information

**DIN - XXXCP X - XXX - XX**

Contact Quantity  
SEE TABLE

- A = A Row only (see note)
- B = Rows A & C Filled
- C = Rows A, B & C Filled
- D = Rows A & B Filled
- E = B Row only (see note)

Plating Options:

- SH = 1 - 3  $\mu$ " Gold on Contact  
120 - 200  $\mu$ " Matte Tin on Terminal
- FJ = 10 - 20  $\mu$ " Gold on Contact  
120 - 200  $\mu$ " Matte Tin on Terminal
- KR = 30 - 40  $\mu$ " Gold on Contact  
120 - 200  $\mu$ " Matte Tin on Terminal
- HM = 3  $\mu$ " Gold on Contact, 7  $\mu$ " Min. PdNi  
120 - 200  $\mu$ " Matte Tin on Terminal

Termination Options:

- Solder Tail Termination
- SR1 = 2.75 [.108]
- RR1L = 2.75 [.108] with 'B' retention clips
- RR1 = 2.75 (.108) with "A" retention clips

Note: A and E options are currently not covered in UL File No. E68080

• This diagram serves only for Part Number descriptive definitions.

PLEASE CONTACT YOUR LOCAL SALES REPRESENTATIVE FOR CUSTOMER SPECIFIC PRODUCT CONFIGURATIONS.

TS-2305-E  
Sheet 3 of 3

**Important Notice**

All statements, technical information, and recommendations related to 3M's products are based on information believed to be reliable, but the accuracy or completeness is not guaranteed. Before using this product, you must evaluate it and determine if it is suitable for your intended application. You assume all risks and liability associated with such use. Any statements related to the product which are not contained in 3M's current publications, or any contrary statements contained on your purchase order shall have no force or effect unless expressly agreed upon, in writing, by an authorized officer of 3M.

**Warranty; Limited Remedy; Limited Liability.**

This product will be free from defects in material and manufacture for a period of one (1) year from the time of purchase. **3M MAKES NO OTHER WARRANTIES INCLUDING, BUT NOT LIMITED TO, ANY IMPLIED WARRANTY OF MERCHANTABILITY OR FITNESS FOR A PARTICULAR PURPOSE.** If this product is defective within the warranty period stated above, your exclusive remedy shall be, at 3M's option, to replace or repair the 3M product or refund the purchase price of the 3M product. **Except where prohibited by law, 3M will not be liable for any indirect, special, incidental or consequential loss or damage arising from this 3M product, regardless of the legal theory asserted.**

**3M Electronics Solutions Division**

6801 River Place Blvd.  
Austin, TX 78726-9000  
U.S.A.  
1-800-225-5373  
[www.3Mconnector.com](http://www.3Mconnector.com)

Please recycle. Printed in USA.  
© 3M 2010. All rights reserved.  
RIA-2217B-E

3M is a trademark of 3M Company.



Компания «ЭлектроПласт» предлагает заключение долгосрочных отношений при поставках импортных электронных компонентов на взаимовыгодных условиях!

Наши преимущества:

- Оперативные поставки широкого спектра электронных компонентов отечественного и импортного производства напрямую от производителей и с крупнейших мировых складов;
- Поставка более 17-ти миллионов наименований электронных компонентов;
- Поставка сложных, дефицитных, либо снятых с производства позиций;
- Оперативные сроки поставки под заказ (от 5 рабочих дней);
- Экспресс доставка в любую точку России;
- Техническая поддержка проекта, помощь в подборе аналогов, поставка прототипов;
- Система менеджмента качества сертифицирована по Международному стандарту ISO 9001;
- Лицензия ФСБ на осуществление работ с использованием сведений, составляющих государственную тайну;
- Поставка специализированных компонентов (Xilinx, Altera, Analog Devices, Intersil, Interpoint, Microsemi, Aeroflex, Peregrine, Syfer, Eurofarad, Texas Instrument, Miteq, Cobham, E2V, MA-COM, Hittite, Mini-Circuits, General Dynamics и др.);

Помимо этого, одним из направлений компании «ЭлектроПласт» является направление «Источники питания». Мы предлагаем Вам помощь Конструкторского отдела:

- Подбор оптимального решения, техническое обоснование при выборе компонента;
- Подбор аналогов;
- Консультации по применению компонента;
- Поставка образцов и прототипов;
- Техническая поддержка проекта;
- Защита от снятия компонента с производства.



#### Как с нами связаться

**Телефон:** 8 (812) 309 58 32 (многоканальный)

**Факс:** 8 (812) 320-02-42

**Электронная почта:** [org@eplast1.ru](mailto:org@eplast1.ru)

**Адрес:** 198099, г. Санкт-Петербург, ул. Калинина, дом 2, корпус 4, литера А.