

# Hook-Up Wire



# Everything You Need to Hook Up Anything



The broad range of hook-up wire from Alpha Wire means you will find the wire exactly suited to your application—whether it’s as straightforward as a control cabinet in a protected environment or as specialized as a machine tool on the factory floor, a high-temperature oven, or off-road construction equipment. Our hook-up wire is available in a variety of insulation to meet

your needs for temperature, ability to withstand wear and abrasion, electrical properties, and resistance to oil, solvents, and chemicals.

- Stranded and solid copper conductors, bare or tinned, with other platings available for special application needs
- Broad range of insulations
- Color-coded insulation for easy circuit identification
- UL, CSA, and mil-spec compliance
- Convenient put-ups as short as 100 feet
- Excellent uniformity for easy handling, stripping, and termination



Choice of Insulations to Meet Temperature Range and Mechanical and Environmental Requirements				
Insulation	Material	Temperature Range	Features	Page No.
PVC	Polyvinyl chloride	-55°C to +105°C	General-purpose insulation Good abrasion resistance Excellent flame resistance	4
XL-PVC	Cross-linked PVC	-55°C to +105°C	Better abrasion and cut-through resistance than standard PVC Improved temperature and solder iron resistance over standard PVC Used in high-density wiring	7, 8
PTFE	Polytetrafluoroethylene	-55°C to +200°C	High temperature Chemically inert: excellent chemical and solvent resistance Excellent electrical properties	10
XLPE	Cross-linked polyethylene	-55°C to +125°C	Higher temperature rating than PVC	8
Silicone	Silicone	-40°C to +150°C	High-voltage material Excellent flexibility Excellent dielectric strength and resistance to radiation, corona, and ozone	12
PDVF	Polyvinylidene fluoride	-40°C to +125°C	Widely used in wire wrap applications	12
ETFE	Ethylene tetrafluoroethylene	-70°C to +150°C		11
MG	Mica glass	+450°C	High-temperature applications, such as heat-treating furnaces, kilns, and food service equipment Excellent thermal stability	14
mPPE	Modified polyphenylene ether	-40°C to +105°C	Modified polyphenylene ether insulation (mPPE) Lighter, tougher, and more durable than PVC Meets RoHS and WEEE requirements, 100% recyclable 45% smaller diameter, 40% lighter	16
mPPE*	Modified polyphenylene ether	-40°C to +110°C	All the environmental benefits and abrasion resistance characteristics of EcoWire; 100% recyclable Excellent resistance to oils, chemicals, solvents, and fuels Meets ISO 6722 for thin-wall and ultra-thin wall wire	16

\*EcoWire® Plus

Choice of Features and Approvals by Application							
Voltage	Insulation	Wire Range (AWG)		Approvals		Temperature Range	Page No.
		Stranded	Solid	UL	CSA		
<b>UL/CSA</b>							
150	XL-PVC	26 - 16	—	UL AWM 1429	CSA AWM I A/B FT1	-55°C to +105°C	7
	XLPE	22 - 18	—	UL AWM 3265	CSA AWM I A/B FT1	-55°C to +125°C	9
300	PVC	30 - 16	24 - 16	UL AWM 1569	CSA TR-64	-40°C to +105°C	4
				UL AWM 1007		-40°C to +80°C	
	SR-PVC	30 - 16	—	UL AWM 1061	CSA AWM I A/B FT1	-10°C to +80°C	4
	XL-PVC	26 - 16	—	UL AWM 1430	CSA REW XL-PVC	-55°C to +105°C	8
	XLPE	22 - 18	—	UL AWM 3266	CSA CL 1252 XLPE	-55°C to +125°C	9
600	PVC	24 - 10	26 - 10	UL AWM 1015, 1230 UL MTW, THW, TW	CSA TEW-105	-20°C to +105°C	5
				UL AWM 1242, 1284		-20°C to +105°C	
	XLPE	18 - 10	—	UL AWM 3271	CSA CL 1251 XLPE	-55°C to +125°C	8
	XLPE	20 - 2/0	—	UL AWM 3173, 3195, 3196, 3300 SIS Rated	CSA AWM I A/B FT2	-55°C to +125°C	9
	Silicone	22 - 4/0	—	UL AWM 3212, 3213, 3214		-40°C to +150°C	12
10,000+	Silicone	22 - 2	—	UL AWM 3239		-40°C to +150°C	13
<b>Military</b>							
250	PTFE	32 - 22	30 - 26	MIL-DTL-16878/6 (Type ET)		-60°C to +200°C	10
600	XL-PVC	26 - 16	—	MIL-DTL-16878/1 (Type B)		-55°C to +105°C	7
600	PVC	32 - 14	—	MIL-DTL-16878/1 (Type B)		-55°C to +105°C	6
	PVC	14 - 8	—	MIL-W-76B Type HW		-20°C to +80°C	6
	PTFE	30 - 10	26 - 18	MIL-DTL-16878/4 (Type E)		-60°C to +200°C	10
1000	XL-PVC	26 - 16	—	MIL-DTL-16878/1 (Type C)		-55°C to +105°C	8
	PVC	24 - 12	24 - 18	MIL-DTL-16878/1 (Type C)		-40°C to +80°C	8
	XLPE	22 - 18	—	MIL-DTL-16878/1 (Type C)		-55°C to +105°C	9
	PTFE	24 - 8	—	MIL-DTL-16878/5 (Type EE)		-60°C to +200°C	11
3000	XLPE	18 - 10	—	MIL-DTL-16878/1 (Type D)		-55°C to +105°C	8
<b>Wire Wrap</b>							
	PVDF	—	30 - 24	UL 1422, 1423		-40°C to +125°C	12
	ETFE	—	30 - 24	UL 1516, 1523		-70°C to +150°C	12
<b>Ribbon Cable: 5 to 30 Conductors</b>							
150/600	PVC	26 - 22	—	UL 2713, 2555		-55°C to +80°C	17
300/1000	PVC	26 - 22	—	MIL-W-16878/1 (Types B & C)		-55°C to +105°C	18
<b>Bus Bar Wire</b>							
	—	—	30 - 12	A-A59551			18

### Bulk Hook-Up Wire

We support your high-volume needs with large put-ups for a wide range of both military and UL style PVC hook-up wire.

Bulk PVC wire options include:

- Stranded and solid conductors
- Bare or tinned copper
- Standard and semirigid PVC
- Variety of temperature ranges

For additional information, visit [www.alphawire.com](http://www.alphawire.com)

# 600 V, mPPE Wire

## EcoWire®



Innovative EcoWire combines increased performance with a minimized environmental impact. Compared to PVC wire, EcoWire's modified polyphenylene ether (mPPE) insulation allows wire that are:

- Up to 45% smaller in diameter
- Up to 40% lighter
- Non-halogenated, with no heavy metal pigments
- 100% recyclable

**UL AWM 11028 VW-1**  
**CSA AWM I A/B FT1**  
**IEC 60332-2 Flame Behavior**  
**RoHS/RoHS2 Compliant**  
**REACH Compliant**  
**Halogen-Free**  
**CE compliant**

-40°C to +105°C

Stranded or solid tinned copper conductors

Modified polyphenylene ether insulation

Part No.	Conductor Size		Stranding		Insulation Thickness		Wire Diameter	
	AWG	mm <sup>2</sup>	AWG	mm	Inch	mm	Inch	mm
6710	28	0.08	7/36	7 x 0.12	0.010	0.25	0.034	0.86
6711	26	0.13	7/34	7 x 0.16	0.010	0.25	0.038	0.97
6712	24	0.20	7/32	7 x 0.20	0.010	0.25	0.043	1.09
6713	22	0.32	7/30	7 x 0.25	0.010	0.25	0.049	1.24
6714	20	0.52	10/30	10 x 0.25	0.010	0.25	0.055	1.40
6715	18	0.82	16/30	16 x 0.25	0.010	0.25	0.067	1.70
6715S	18	0.82	Solid	Solid	0.010	0.25	0.059	1.50
6716	16	1.30	26/30	26 x 0.25	0.011	0.28	0.081	2.06
6717	14	2.08	41/30	41 x 0.25	0.011	0.28	0.096	2.44
6717S	14	2.08	Solid	Solid	0.011	0.28	0.086	2.18
6718	12	3.30	65/30	65 x 0.25	0.012	0.30	0.117	2.97
6719	10	5.26	105/30	105 x 0.25	0.012	0.30	0.142	3.66

White, Black, Red, Green, Yellow, Blue, Brown, Orange, Slate, Violet, Yellow/Green, Dark Blue

### Availability

- 100 ft (30.5 m)
- 1000 ft (305 m)
- 5000 ft (1524 m)
- 25,000 ft (7620 m) drum



EcoWire and EcoWire Plus are part of the EcoGen family of weight- and space-saving, environmentally friendly wires and cables.

# 300 V, mPPE Wire

## EcoWire® Plus

All the benefits of EcoWire, plus higher temperature range and additional fluid resistance for demanding factory applications.

**ISO 6722 Ultra Thin Wall**  
**ISO 6722 Thin Wall**  
**RoHS Compliant**  
**REACH Compliant**  
**Halogen-Free**  
**CE compliant**

-40°C to +110°C

Stranded bare copper conductors

Modified polyphenylene ether insulation


Part No.	Conductor Size			Stranding		Insulation Thickness		Wire Diameter	
	AWG	mm <sup>2</sup>	ISO mm Equiv.	AWG	mm	Inch	mm	Inch	mm
6820	28	0.09	—	7/36	7 x 0.12	0.008	0.20	0.031	0.79
6821	26	0.14	0.13	7/34	7 x 0.16	0.008	0.20	0.035	0.89
6822	24	0.23	0.22	7/32	7 x 0.20	0.008	0.20	0.040	1.02
6823	22	0.35	0.35	7/30	7 x 0.25	0.008	0.20	0.046	1.17
6824	20	0.56	0.5	7/28	7 x 0.32	0.008	0.20	0.054	1.37
6825	18	0.81	0.75	19/0.0092	19 x 0.23	0.008	0.20	0.062	1.57
6826	17	0.96	1	19/30	19 x 0.25	0.008	0.20	0.066	1.68
6827	16	1.23	—	19/29	19 x 0.29	0.010	0.24	0.077	1.96
6828	15	1.53	1.5	19/28	19 x 0.32	0.010	0.24	0.083	2.11
6829	14	1.94	2	19/27	19 x 0.36	0.012	0.30	0.095	2.41
6830	12	3.08	3	19/25	19 x 0.46	0.015	0.38	0.120	3.05
6831	10	4.92	5	19/23	19 x 0.57	0.017	0.43	0.147	3.73

White, Black, Red, Green, Yellow, Blue, Brown, Orange, Green/Yellow

### Availability

- 100 ft (30.5 m)
- 1000 ft (305 m)

# 300 V, PVC Wire



UL AWM 1007, 1581, 1569 VW-1  
CSA AWM I A/B FT1  
CSA TR-64 FT1

-40°C to +105°C  
(AWM 1569, CSA AWM)  
-40°C to +90°C (CSA TR-64)  
-40°C to +80°C  
(AWM 1007, 1581)

Stranded or solid tinned  
copper conductor  
PVC insulation

### Availability

100 ft (30.5 m)  
1000 ft (305 m)

Part No.	Wire Size		Stranding		Insulation Thickness		Nominal Diameter		Colors
	AWG	mm <sup>2</sup>	AWG	mm	Inch	mm	Inch	mm	
3047	30	0.06	7/38	7 x 0.10	0.016	0.41	0.044	1.12	Z1, 1 - 10
3048	28	0.09	7/36	7 x 0.13	0.016	0.41	0.047	1.19	Z1, 1 - 10
3049	26	0.14	7/34	7 x 0.16	0.016	0.41	0.051	1.30	Z1, 1 - 10
3050/1	24	0.20	Solid	1 x 0.51	0.016	0.41	0.052	1.32	Z1, 1 - 10
3050	24	0.23	7/32	7 x 0.20	0.016	0.41	0.056	1.42	Z1, 1 - 19, 28, 30
892419 <sup>†</sup>	24	0.24	19/36	19 x 0.13	0.016	0.41	0.057	1.45	Z2, 0 - 9
3051/1	22	0.32	Solid	1 x 0.64	0.016	0.41	0.057	1.45	Z1, 1 - 10
3051	22	0.35	7/30	7 x 0.25	0.016	0.41	0.062	1.57	Z1, 1 - 19, 28, 30
892219 <sup>†</sup>	22	0.38	19/34	19 x 0.16	0.016	0.41	0.064	1.63	Z2, 0 - 9
3053	20	0.51	10/30	10 x 0.25	0.016	0.41	0.069	1.75	Z1, 1 - 19, 28, 30
3053/1	20	0.52	Solid	1 x 0.81	0.016	0.41	0.064	1.63	Z1, 1 - 10
892007 <sup>†</sup>	20	0.56	7/28	7 x 0.32	0.016	0.41	0.070	1.78	Z2, 0 - 9
892019 <sup>†</sup>	20	0.62	19/32	19 x 0.20	0.016	0.41	0.072	1.83	Z2, 0 - 9
3055	18	0.81	16/30	16 x 0.25	0.016	0.41	0.079	2.01	Z1, 1 - 19, 28, 30
3055/1	18	0.82	Solid	1 x 1.02	0.016	0.41	0.072	1.83	Z1, 1 - 10
891819 <sup>†</sup>	18	0.96	19/30	19 x 0.25	0.016	0.41	0.082	2.08	Z2, 0 - 9
3057/1	16	1.31	Solid	1 x 1.29	0.016	0.41	0.083	2.11	Z1, 1 - 10
3057	16	1.32	26/30	26 x 0.25	0.016	0.41	0.092	2.34	Z1, 1 - 19, 28, 30
891441 <sup>†</sup>	14	2.08	41/30	41 x 0.25	0.016	0.41	0.106	2.69	Z2, 0 - 9
891265 <sup>††</sup>	12	3.30	65/30	65 x 0.25	0.016	0.41	0.125	3.18	Z2, 0 - 9
891000 <sup>††</sup>	10	5.32	105/30	105 x 0.25	0.016	0.41	0.150	3.81	Z2, 0 - 9

**Z1 Insulation Colors:** 1 White • 2 Black • 3 Red • 4 Green • 5 Yellow • 6 Blue • 7 Brown • 8 Orange • 9 Slate • 10 Violet • 11 White/Black • 12 White/Red • 13 White/Green • 14 White/Yellow • 15 White/Blue • 16 White/Brown • 17 White/Orange • 18 White/Slate • 19 White/Violet • 28 Green/Yellow • 29 Yellow/Green • 30 Pink

**Z2 Insulation Colors:** 0 Black • 1 Brown • 2 Red • 3 Orange • 4 Yellow • 5 Green • 6 Blue • 7 Violet • 8 Slate • 9 White

<sup>†</sup>These wires also available in 500 ft (152 m) put-ups.

# 300 V, Semirigid PVC Wire



UL AWM 1061 VW-1  
CSA AWM I A/B FT1

-10°C to +80°C  
Stranded or solid tinned  
copper conductor  
Semirigid PVC insulation

### Availability

100 ft (30.5 m)  
1000 ft (305 m)

Part No.	Wire Size		Stranding		Insulation Thickness		Nominal Diameter		Colors
	AWG	mm <sup>2</sup>	AWG	mm	Inch	mm	Inch	mm	
422807	28	0.09	7/36	7 x 0.13	0.010	0.25	0.035	0.89	Z2
422801	28	0.08	Solid	1 x 0.32	0.010	0.25	0.033	0.84	Z2
422607	26	0.14	7/34	7 x 0.16	0.010	0.25	0.039	0.99	Z2
422601	26	0.13	Solid	1 x 0.40	0.010	0.25	0.036	0.91	Z2
3250	24	0.23	7/32	7 x 0.20	0.010	0.25	0.044	1.12	Z1
3251	22	0.35	7/30	7 x 0.25	0.010	0.25	0.050	1.27	Z1
422010	20	0.51	10/30	10 x 0.25	0.010	0.25	0.057	1.45	Z2
3252	20	0.56	7/28	7 x 0.32	0.010	0.25	0.058	1.47	Z1
422001	20	0.52	Solid	1 x 0.81	0.010	0.25	0.052	1.32	Z2
421816	18	0.81	16/30	16 x 0.25	0.010	0.25	0.067	1.70	Z2
3253	18	0.90	7/26	7 x 0.40	0.010	0.25	0.068	1.73	Z1
421626	16	1.32	26/30	26 x 0.25	0.010	0.25	0.080	2.03	Z2
3254	16	1.43	7/24	7 x 0.51	0.010	0.25	0.080	2.03	Z1

**Z1 Insulation Colors:** 1 White • 2 Black • 3 Red • 4 Green • 5 Yellow • 6 Blue • 7 Brown • 8 Orange • 9 Slate • 10 Violet

**Z2 Insulation Colors:** 0 Black • 1 Brown • 2 Red • 3 Orange • 4 Yellow • 5 Green • 6 Blue • 7 Violet • 8 Slate • 9 White

# 600 V, PVC Wire



**UL AWM 1015, 1028, 1230, 1231, 1232, 1283, 1284**  
**UL MTW (22 to 1/0 AWG)**  
**UL THW (6 to 1/0 AWG)**  
**CSA AWM I A/B FT1 and TEW 105**  
**UL VW-1**

-20°C to +105°C (AWM, TEW)  
 -20°C to +90°C (MTW)  
 -20°C to +75°C (THW)  
 -20°C to +60°C (TW)

Stranded or solid tinned copper conductor

### Availability

100 ft (30.5 m)  
 1000 ft (305 m)

Part No.	Wire Size		Stranding		Insulation Thickness		Nominal Diameter		UL Style	Colors
	AWG	mm <sup>2</sup>	AWG	mm	Inch	mm	Inch	mm		
<b>782607*</b>	26	0.14	7/34	7 x 0.16	0.032	0.81	0.083	2.11	1015, 1230	Z2, 0 - 9
<b>782401*</b>	24	0.20	Solid	1 x 0.51	0.032	0.81	0.084	2.13	1015, 1230	Z2, 0 - 9
<b>3070*</b>	24	0.23	7/32	7 x 0.20	0.032	0.81	0.088	2.24	1015, 1230	Z1, 1 - 10, 28
<b>782201</b>	22	0.32	Solid	1 x 0.64	0.032	0.81	0.089	2.26	1015, 1230	Z2, 0 - 9
<b>3071</b>	22	0.35	7/30	7 x 0.25	0.032	0.81	0.094	2.39	1015, 1230	Z1, 1 - 10, 28
<b>782010T</b>	20	0.51	10/30	10 x 0.25	0.032	0.81	0.101	2.57	1015, 1230	Z2, 0 - 9
<b>3073</b>	20	0.51	10/30	10 x 0.25	0.032	0.81	0.101	2.57	1015, 1230	Z1, 1 - 10, 28
<b>782001</b>	20	0.52	Solid	1 x 0.81	0.032	0.81	0.096	2.44	1015, 1230	Z2, 0 - 9
<b>3075</b>	18	0.81	16/30	16 x 0.25	0.032	0.81	0.111	2.82	1015, 1230	Z1, 1 - 10, 28
<b>781801</b>	18	0.82	Solid	1 x 1.02	0.032	0.81	0.104	2.64	1015, 1230	Z2, 0 - 9
<b>781601</b>	16	1.31	Solid	1 x 1.29	0.032	0.81	0.115	2.92	1015, 1230	Z2, 0 - 9
<b>3077</b>	16	1.32	26/30	26 x 0.25	0.032	0.81	0.124	3.15	1015, 1230	Z1, 1 - 10, 28
<b>781401</b>	14	2.08	Solid	1 x 1.63	0.032	0.81	0.128	3.25	1015, 1230	Z2, 0 - 9
<b>3079</b>	14	2.08	41/30	41 x 0.25	0.032	0.81	0.138	3.51	1015, 1230	Z1, 1 - 10, 28
<b>3080</b>	12	3.29	65/30	65 x 0.25	0.032	0.81	0.157	3.99	1015, 1230	Z1, 1 - 10
<b>781201</b>	12	3.31	Solid	1 x 2.06	0.032	0.81	0.145	3.68	1015, 1230	Z2, 0 - 9
<b>781001</b>	10	5.26	Solid	1 x 2.59	0.032	0.81	0.166	4.22	1015, 1230	Z2, 0 - 9
<b>3081</b>	10	5.32	105/30	105 x 0.25	0.032	0.81	0.184	4.67	1015, 1230	Z1, 1 - 4
<b>788133</b>	8	8.61	133/29	133 x 0.29	0.047	1.19	0.263	6.68	1028, 1231	Z2, 0 - 9
<b>786133</b>	6	13.57	133/27	133 x 0.36	0.063	1.60	0.336	8.53	1283, 1232	Z2, 0 - 9
<b>784133</b>	4	21.55	133/25	133 x 0.45	0.063	1.60	0.395	10.03	1283, 1232	Z2, 0 - 9
<b>782665</b>	2	33.72	665/30	665 x 0.25	0.063	1.60	0.461	11.71	1283, 1232	Z2, 0 - 9
<b>782133</b>	2	34.45	133/23	133 x 0.57	0.063	1.60	0.465	11.81	1283, 1232	Z2, 0 - 9
<b>781259</b>	1	41.96	259/25	259 x 0.45	0.082	2.08	0.540	13.72	1284, 1232	Z2, 0 - 9
<b>781836</b>	1	42.39	836/30	836 x 0.25	0.082	2.08	0.547	13.89	1284, 1232	Z2, 0 - 9
<b>780001</b>	1/0	52.98	1045/30	1045 x 0.25	0.082	2.08	0.592	15.04	1284, 1232	Z2, 0 - 9

\*Not MTW

**Z1 Insulation Colors:** 1 White • 2 Black • 3 Red • 4 Green • 5 Yellow • 6 Blue • 7 Brown • 8 Orange • 9 Slate • 10 Violet • 28 Green/Yellow • 29 Yellow/Green

**Z2 Insulation Colors:** 0 Black • 1 Brown • 2 Red • 3 Orange • 4 Yellow • 5 Green • 6 Blue • 7 Violet • 8 Slate • 9 White

\*These wires also available in 500 ft (152 m) put-ups.

**UL AWM 1015, 1028, 1230, 1231, 1232, 1283, 1284 VW-1**  
**UL MTW, TW (14 to 8 AWG), THW (6 to 1/0 AWG)**  
**CSA AWM I A/B FT1 and TEW-105**

-40°C to +105°C (AWM, TEW)  
 -40°C to +90°C (MTW)  
 -40°C to +75°C (THW)  
 -40°C to +60°C (TW)

Stranded bare copper conductor


### Availability

100 ft (30.5 m)  
 1000 ft (305 m)

Part No.	Wire Size		Stranding		Insulation Thickness		Nominal Diameter		UL Style
	AWG	mm <sup>2</sup>	AWG	mm	Inch	mm	Inch	mm	
<b>461816</b>	18	0.81	16/30	16 x 0.25	0.032	0.81	0.111	2.82	1015, 1230
<b>461626</b>	16	1.32	26/30	26 x 0.25	0.032	0.81	0.124	3.15	1015, 1230
<b>461419</b>	14	2.07	19/0.0147	19 x 0.37	0.032	0.81	0.138	3.51	1015, 1230
<b>461219</b>	12	3.29	19/0.0185	19 x 0.47	0.032	0.81	0.157	3.99	1015, 1230
<b>461265</b>	12	3.29	65/0.010	65 x 0.25	0.031	0.79	0.153	3.89	1015, 1230
<b>461019</b>	10	5.26	19/0.0234	19 x 0.59	0.032	0.81	0.181	4.60	1015, 1230
<b>460819</b>	8	8.38	19/0.0295	19 x 0.75	0.047	1.19	0.242	6.15	1028, 1231
<b>460619</b>	6	13.32	19/0.0372	19 x 0.94	0.063	1.59	0.311	7.90	1283, 1232
<b>460419</b>	4	21.09	19/0.0469	19 x 1.19	0.063	1.59	0.360	9.14	1283, 1232
<b>460219</b>	2	33.63	19/0.0591	19 x 1.50	0.063	1.59	0.421	10.69	1283, 1232

**Insulation Colors:** White • Black • Red • Green • Yellow • Blue • Brown • Orange • Slate • Violet

# 600 V, PVC Wire



## MIL-DTL-16878/1 (Type B) MIL-W-76 Type LW

-55°C to +105°C

Stranded or solid tinned  
copper conductor

PVC insulation

### Availability

100 ft (30.5 m)  
1000 ft (305 m)

Part No.	Wire Size		Stranding		Insulation Thickness		Nominal Diameter		Colors
	AWG	mm <sup>2</sup>	AWG	mm	Inch	mm	Inch	mm	
1850	32	0.03	7/40	7 x 0.08	0.010	0.25	0.029	0.74	Z1, 1 - 6
1851*	30	0.06	7/38	7 x 0.10	0.010	0.25	0.032	0.81	Z1, 1 - 6
1852*	28	0.09	7/36	7 x 0.12	0.010	0.25	0.035	0.89	Z1, 1 - 10
1853*	26	0.14	7/34	7 x 0.16	0.010	0.25	0.039	0.99	Z1, 1 - 19
172619	26	0.15	19/38	19 x 0.10	0.010	0.25	0.040	1.02	Z2, 0 - 9
1854*	24	0.23	7/32	7 x 0.20	0.010	0.25	0.044	1.12	Z1, 1 - 19
1854/19	24	0.24	19/36	19 x 0.13	0.010	0.25	0.045	1.14	Z1, 1 - 19
1855	22	0.35	7/30	7 x 0.25	0.010	0.25	0.050	1.27	Z1, 1 - 19
1855/19	22	0.38	19/34	19 x 0.16	0.010	0.25	0.052	1.32	Z1, 1 - 19
1856*	20	0.56	7/28	7 x 0.32	0.010	0.25	0.058	1.47	Z1, 1 - 19
1856/19	20	0.62	19/32	19 x 0.20	0.010	0.25	0.060	1.52	Z1, 1 - 19
1857	18	0.90	7/26	7 x 0.40	0.010	0.25	0.068	1.73	Z1, 1 - 19
1857/19	18	0.96	19/30	19 x 0.25	0.010	0.25	0.070	1.78	Z1, 1 - 19
1858/19	16	1.23	19/29	19 x 0.29	0.010	0.25	0.076	1.93	Z1, 1 - 19
1859/19	14	1.94	19/27	19 x 0.36	0.010	0.25	0.091	2.31	Z1, 1 - 10

**Z1 Insulation Colors:** 1 White • 2 Black • 3 Red • 4 Green • 5 Yellow • 6 Blue • 7 Brown • 8 Orange • 9 Slate • 10 Violet • 11 White/Black • 12 White/Red • 13 White/Green • 14 White/Yellow • 15 White/Blue • 16 White/Brown • 17 White/Orange • 18 White/Slate • 19 White/Violet

**Z2 Insulation Colors:** 0 Black • 1 Brown • 2 Red • 3 Orange • 4 Yellow • 5 Green • 6 Blue • 7 Violet • 8 Slate • 9 White

## MIL-W-76 Type HW

-20°C to +80°C

Stranded tinned copper  
conductor


### Availability

100 ft (30.5 m)  
1000 ft (305 m)

Part No.	Wire Size		Stranding		Insulation Thickness		Nominal Diameter	
	AWG	mm <sup>2</sup>	AWG	mm	Inch	mm	Inch	mm
1579	14	2.08	41/30	41 x 0.25	0.045	1.14	0.164	4.17
1651	12	3.29	65/30	65 x 0.25	0.045	1.14	0.183	4.65
1653	10	5.32	105/30	105 x 0.25	0.045	1.14	0.210	5.33
1655	8	8.61	133/29	133 x 0.28	0.045	1.14	0.259	6.58

**Insulation Colors:** White • Black • Red

# 600 V, PVC/Nylon Wire



## UL THHN, THWN, TFN, TFFN

-40°C to +90°C

(THHN, TFN, TFFN)

-40°C to +75°C (THWN)

Stranded or solid bare  
copper conductor

PVC/nylon insulation

### Availability

100 ft (30.5 m)  
500 ft (152 m)  
1000 ft (305 m)

Part No.	Wire Size		Stranding		Insulation Thickness		Nominal Diameter		UL Type
	AWG	mm <sup>2</sup>	AWG	mm	Inch	mm	Inch	mm	
541816	18	0.81	16/30	16 x 0.25	0.016	0.41	0.089	2.26	TFFN
541801	18	0.82	Solid	1 x 1.02	0.016	0.41	0.082	2.08	TFN
541626	16	1.32	26/30	26 x 0.25	0.016	0.41	0.102	2.59	TFFN
541419	14	2.07	19/0.0147	19 x 0.37	0.016	0.41	0.116	2.95	THHN, THWN
541401	14	2.08	Solid	1 x 1.63	0.016	0.41	0.106	2.69	THHN, THWN
541219	12	3.29	19/0.0185	19 x 0.47	0.016	0.41	0.135	3.43	THHN, THWN
541201	12	3.31	Solid	1 x 2.06	0.016	0.41	0.123	3.12	THHN, THWN
541019	10	5.26	19/0.0234	19 x 0.59	0.022	0.56	0.166	4.22	THHN, THWN
541001	10	5.26	Solid	1 x 2.59	0.022	0.56	0.156	3.96	THHN, THWN
540819	8	8.38	19/0.0295	19 x 0.75	0.032	0.81	0.224	5.69	THHN, THWN
540619	6	13.32	19/0.0372	19 x 0.94	0.032	0.81	0.262	6.65	THHN, THWN
540419	4	21.09	19/0.0469	19 x 1.19	0.042	1.07	0.333	8.46	THHN, THWN
540219	2	33.63	19/0.0591	19 x 1.50	0.042	1.07	0.383	9.73	THHN, THWN

**Insulation Colors:** White • Black • Red • Green • Yellow • Blue • Brown • Orange • Slate • Violet

# 1000 V, PVC Wire



## MIL-W-76 Type MWP

-55°C to +90°C

Stranded or solid tinned copper conductor

PVC insulation

### Availability

1000 ft (305 m)

Part No.	Wire Size		Stranding		Insulation Thickness		Nominal Diameter	
	AWG	mm <sup>2</sup>	AWG	mm	Inch	mm	Inch	mm
302407	24	0.23	7/32	7 x 0.20	0.016	0.41	0.056	1.42
302207	22	0.35	7/30	7 x 0.25	0.016	0.41	0.064	1.63
302010	20	0.51	10/30	10 x 0.25	0.016	0.41	0.069	1.75
301816	18	0.81	16/30	16 x 0.25	0.016	0.41	0.079	2.01
301626	16	1.32	26/30	26 x 0.25	0.016	0.41	0.092	2.34
301619	16	1.23	19/29	19 x 0.29	0.016	0.41	0.088	2.24
301441	14	2.08	41/30	41 x 0.25	0.016	0.41	0.106	2.69

Insulation Colors: White • Black • Red • Green • Yellow • Blue • Brown • Orange • Slate • Violet

## MIL-W-76 B Type MW

-40°C to +80°C

Stranded or solid tinned copper conductor

PVC insulation

### Availability

100 ft (30.5 m)

1000 ft (305 m)

Part No.	Wire Size		Stranding		Insulation Thickness		Nominal Diameter		Colors*
	AWG	mm <sup>2</sup>	AWG	mm	Inch	mm	Inch	mm	
1550	24	0.23	7/32	7 x 0.20	0.016	0.41	0.056	1.42	1 - 19
1561/24	24	0.20	Solid	1 x 0.51	0.016	0.41	0.052	1.32	1 - 6
1551	22	0.35	7/30	7 x 0.25	0.016	0.41	0.062	1.57	1 - 19
1561	22	0.32	Solid	1 x 0.64	0.016	0.41	0.057	1.45	1 - 6
1553	20	0.51	10/30	10 x 0.25	0.016	0.41	0.069	1.75	1 - 19
1563	20	0.52	Solid	1 x 0.81	0.016	0.41	0.064	1.63	1 - 6
1555	18	0.81	16/30	16 x 0.25	0.016	0.41	0.079	2.01	1 - 19
1565	18	0.82	Solid	1 x 1.02	0.016	0.41	0.072	1.83	1 - 6
1557	16	1.32	26/30	26 x 0.25	0.016	0.41	0.092	2.34	1 - 19
1559	14	2.08	41/30	41 x 0.25	0.016	0.41	0.106	2.69	1 - 10
1560	12	3.29	65/30	65 x 0.25	0.016	0.41	0.125	3.18	1 - 10

Insulation Colors: 1 White • 2 Black • 3 Red • 4 Green • 5 Yellow • 6 Blue • 7 Brown • 8 Orange • 9 Slate • 10 Violet • 11 White/Black • 12 White/Red • 13 White/Green • 14 White/Yellow • 15 White/Blue • 16 White/Brown • 17 White/Orange • 18 White/Slate • 19 White/Violet

# 600/150 V, Irradiated PVC Wire



Soldering Iron Resistant

## MIL-DTL-16878/1 (Type B) (600 V)

UL AWM 1429 (150 V)

CSA AWM I A/B FT1 (150 V)

-55°C to +105°C (MIL)

-55°C to +80°C (AWM, CSA)

Stranded tinned copper conductor

Irradiated PVC insulation

### Availability

100 ft (30.5 m)

1000 ft (305 m)

Part No.	Wire Size		Stranding		Insulation Thickness		Nominal Diameter	
	AWG	mm <sup>2</sup>	AWG	mm	Inch	mm	Inch	mm
7053	26	0.14	7/34	7 x 0.16	0.010	0.25	0.039	0.99
7054	24	0.23	7/32	7 x 0.20	0.010	0.25	0.044	1.12
7054/19	24	0.24	19/36	19 x 0.13	0.010	0.25	0.045	1.14
7055	22	0.35	7/30	7 x 0.25	0.010	0.25	0.050	1.27
7055/19	22	0.38	19/34	19 x 0.16	0.010	0.25	0.052	1.32
7056	20	0.56	7/28	7 x 0.32	0.010	0.25	0.058	1.47
7056/19	20	0.62	19/32	19 x 0.20	0.010	0.25	0.060	1.52
7057	18	0.90	7/26	7 x 0.40	0.010	0.25	0.068	1.73
7057/19	18	0.96	19/30	19 x 0.25	0.010	0.25	0.070	1.78
7058/19	16	1.32	19/0.0117	19 x 0.30	0.010	0.25	0.076	1.93

Insulation Colors: White • Black • Red • Green • Yellow • Blue • Brown • Orange • Slate • Violet



# 1000/300 V, Irradiated PVC Wire

Soldering Iron Resistant



**MIL-DTL-16878/2 (Type C)  
(1000 V)**  
**UL AWM 1430 (300 V)**  
**CSA REW XLPVC FT1 (300 V)**

-55°C to +105°C

Stranded tinned copper  
conductor  
Irradiated PVC insulation

### Availability

100 ft (30.5 m)  
1000 ft (305 m)

Part No.	Wire Size		Stranding		Insulation Thickness		Nominal Diameter		Colors
	AWG	mm <sup>2</sup>	AWG	mm	Inch	mm	Inch	mm	
<b>7130</b>	24	0.23	7/32	7 x 0.20	0.016	0.41	0.056	1.42	1 - 10, 29
<b>7131</b>	22	0.35	7/30	7 x 0.25	0.016	0.41	0.062	1.57	1 - 10
<b>7132</b>	20	0.56	7/28	7 x 0.32	0.016	0.41	0.070	1.78	1 - 10
<b>7133</b>	18	0.89	7/26	7 x 0.40	0.016	0.41	0.080	2.03	1 - 10, 29
<b>7134</b>	16	1.32	19/0.0117	19 x 0.30	0.016	0.41	0.088	2.24	1 - 10, 29
<b>7035*</b>	14	2.07	19/0.0147	19 x 0.37	0.016	0.41	0.103	2.62	1 - 10, 29
<b>7036*</b>	12	3.29	19/0.0185	19 x 0.47	0.016	0.41	0.122	3.10	1 - 10, 29

**Insulation Colors:** 1 White • 2 Black • 3 Red • 4 Green • 5 Yellow • 6 Blue • 7 Brown • 8 Orange • 9 Slate • 10 Violet • 29 Yellow/Green

# 3000/600 V, XLPE Wire



**MIL-DTL-16878/3 (Type D)  
(3000 V)**  
**UL AWM 3271 (600 V) VW-1**  
**CSA CL 1251 XLPE (600 V)**

-55°C to +105°C (MIL)

-55°C to +125°C (UL, CSA)

Stranded tinned copper  
conductor  
Cross-linked polyolefin  
insulation

### Availability

100 ft (30.5 m)  
1000 ft (305 m)

Part No.	Wire Size		Stranding		Insulation Thickness		Nominal Diameter	
	AWG	mm <sup>2</sup>	AWG	mm	Inch	mm	Inch	mm
<b>7044</b>	18	0.81	16/30	16 x 0.25	0.032	0.81	0.111	2.82
<b>7045</b>	16	1.32	26/30	26 x 0.25	0.032	0.81	0.119	3.02
<b>7046</b>	14	2.08	41/30	41 x 0.25	0.032	0.81	0.138	3.51
<b>7047</b>	12	3.29	65/30	65 x 0.25	0.032	0.81	0.155	3.94
<b>7048</b>	10	5.32	105/30	105 x 0.25	0.032	0.81	0.184	4.67

**Insulation Colors:** White • Black • Red

# 1000/300 V, XLPE



**MIL-DTL-16878/2 (Type C)  
(1000 V)  
UL AWM 3266 (300 V) VW-1  
CSA CL 1252 XLPE (300 V)**

-55°C to +105°C (MIL)  
-55°C to +125°C (UL, CSA)

Stranded tinned copper  
conductor

Cross-linked polyolefin  
insulation

### Availability

100 ft (30.5 m)  
1000 ft (305 m)

Part No.	Wire Size		Stranding		Insulation Thickness		Nominal Diameter	
	AWG	mm <sup>2</sup>	AWG	mm	Inch	mm	Inch	mm
<b>7024</b>	22	0.38	19/34	19 x 0.16	0.016	0.41	0.064	1.63
<b>7025</b>	20	0.62	19/32	19 x 0.20	0.016	0.41	0.072	1.83
<b>7026</b>	18	0.96	19/30	19 x 0.25	0.016	0.41	0.080	2.03

**Insulation Colors:** White • Black • Red

# 600/150 V, XLPE

**MIL-DTL-16878/1 (Type B)  
(600 V)  
UL AWM 3265 (150 V) VW-1  
CSA AWM I A/B FT1 (150 V)**

-55°C to +105°C (MIL)  
-55°C to +125°C (UL, CSA)

Stranded tinned copper  
conductor

Cross-linked polyolefin  
insulation

### Availability

1000 ft (305 m)

Part No.	Wire Size		Stranding		Insulation Thickness		Nominal Diameter	
	AWG	mm <sup>2</sup>	AWG	mm	Inch	mm	Inch	mm
<b>7012</b>	22	0.38	19/34	19 x 0.16	0.011	0.28	0.054	1.37
<b>7013</b>	20	0.62	19/32	19 x 0.20	0.011	0.28	0.06	1.52
<b>7014</b>	18	0.96	19/30	19 x 0.25	0.011	0.28	0.070	1.78

**Insulation Colors:** White • Black

# 600 V, XLPE Wire



**UL AWM 3173  
UL SIS  
CSA AWM I A/B FT2  
CSA CL1251 XLPE**

-40°C to +125°C (AWM)  
-40°C to +150°C (CSA CL)  
-40°C to +90°C (SIS)

Stranded tinned copper  
conductor

Cross-linked polyethylene  
insulation

### Availability

1000 ft (305 m)

Part No.	Wire Size		Stranding		Insulation Thickness		Nominal Diameter	
	AWG	mm <sup>2</sup>	AWG	mm	Inch	mm	Inch	mm
<b>752010</b>	20	0.51	10/30	10 x 0.25	0.031	0.79	0.099	2.51
<b>751816</b>	18	0.81	16/30	16 x 0.25	0.031	0.79	0.109	2.77
<b>751626</b>	16	1.32	26/30	26 x 0.25	0.031	0.79	0.122	3.10
<b>751441*</b>	14	2.08	41/30	41 x 0.25	0.031	0.79	0.136	3.45
<b>751265*</b>	12	3.29	65/30	65 x 0.25	0.031	0.79	0.155	3.94
<b>751000*</b>	10	5.32	105/30	105 x 0.25	0.031	0.79	0.180	4.57
<b>758133**</b>	8	8.63	133/29	133 x 0.29	0.047	1.19	0.263	6.68

**Insulation Colors:** White • Black • Red • Green • Yellow • Blue • Brown • Orange • Slate • Violet

# 250 V, PTFE Wire



MIL-DTL-16878/6 (Type ET)  
UL VW-1  
NEMA HP3

-60°C to +200°C

Stranded or solid silver-plated copper conductor

PTFE insulation

## Availability

100 ft (30.5 m)

1000 ft (305 m)\*

\*May contain multiple lengths

Part No.	Wire Size		Stranding		Insulation Thickness		Nominal Diameter		NEMA HP3 Type	Colors
	AWG	mm <sup>2</sup>	AWG	mm	Inch	mm	Inch	mm		
33201	32	0.03	Solid	1 x 0.20	0.006	0.15	0.019	0.48	—	Z2
2840/7*	32	0.03	7/40	7 x 0.08	0.006	0.15	0.022	0.56	ETXBAB	Z1
2841/7*	30	0.06	7/38	7 x 0.10	0.006	0.15	0.024	0.61	ETXBBB	Z1
2841/1*	30	0.05	Solid	1 x 0.25	0.006	0.15	0.022	0.56	ETXBBA	Z1
2842/7*	28	0.09	7/36	7 x 0.12	0.006	0.15	0.027	0.69	ETXBCB	Z1
2842/19*	28	0.09	19/40	19 x 0.08	0.006	0.15	0.027	0.69	ETXBCE	Z1
2842/1*	28	0.08	Solid	1 x 0.32	0.006	0.15	0.025	0.64	ETXBCA	Z1
2843/7*	26	0.14	7/34	7 x 0.16	0.006	0.15	0.031	0.79	ETXBDB	Z1
2843/19*	26	0.15	19/38	19 x 0.10	0.006	0.15	0.031	0.79	ETXBDE	Z1
2843/1*	26	0.13	Solid	1 x 0.40	0.006	0.15	0.028	0.71	ETXBDA	Z1
2844/7*	24	0.23	7/32	7 x 0.20	0.006	0.15	0.036	0.91	ETXBEB	Z1
2844/19*	24	0.24	19/36	19 x 0.13	0.006	0.15	0.036	0.91	ETXBEE	Z1
2845/7	22	0.35	7/30	7 x 0.25	0.006	0.15	0.042	1.07	ETXBFB	Z1
2845/19	22	0.38	19/34	19 x 0.16	0.005	0.13	0.042	1.07	ETXBF E	Z1

\*Not VW-1

**Z1 Insulation Colors:** 1 White • 2 Black • 3 Red • 4 Green • 5 Yellow • 6 Blue • 7 Brown • 8 Orange • 9 Slate • 10 Violet

**Z2 Insulation Colors:** 0 Black • 1 Brown • 2 Red • 3 Orange • 4 Yellow • 5 Green • 6 Blue • 7 Violet • 8 Slate • 9 White

\*These wires also available in 500 ft (152 m) put-ups.

# 600 V, PTFE Wire

MIL-DTL-16878/4 (Type E)  
(600 V)  
UL AWM 1213\*  
NEMA HP3

-60°C to +200°C (MIL)

-60°C to +105°C (UL)

Stranded or solid silver-plated copper conductor

PTFE insulation

## Availability

100 ft (30.5 m)

1000 ft (305 m)†

†May contain multiple lengths

Part No.	Wire Size		Stranding		Insulation Thickness		Nominal Diameter		NEMA HP3 Type
	AWG	mm <sup>2</sup>	AWG	mm	Inch	mm	Inch	mm	
5851	30	0.06	7/38	7 x 0.10	0.010	0.25	0.032	0.81	EXBBB
5852	28	0.09	7/36	7 x 0.13	0.010	0.25	0.035	0.89	EXBCB
5853	26	0.14	7/34	7 x 0.16	0.010	0.25	0.039	0.99	EXBDB
5853/19	26	0.15	19/38	19 x 0.10	0.010	0.25	0.039	0.99	EXBDE
2853/1	26	0.13	Solid	1 x 0.40	0.010	0.25	0.036	0.91	EXBDA
5854	24	0.24	19/36	19 x 0.13	0.010	0.25	0.044	1.12	EXBEE
5854/7	24	0.23	7/32	7 x 0.20	0.010	0.25	0.044	1.12	EXBEB
2854/1	24	0.20	Solid	1 x 0.51	0.010	0.25	0.040	1.02	EXBEA
5855	22	0.38	19/34	19 x 0.16	0.010	0.25	0.050	1.27	EXBFE
5855/7	22	0.35	7/30	7 x 0.25	0.010	0.25	0.050	1.27	EXBFB
2855/1	22	0.32	Solid	1 x 0.64	0.010	0.25	0.045	1.14	EXBFA
5856	20	0.62	19/32	19 x 0.20	0.010	0.25	0.058	1.47	EXBGE
5856/7	20	0.56	7/28	7 x 0.32	0.010	0.25	0.058	1.47	EXBGB
2856/1***	20	0.52	Solid	1 x 0.81	0.010	0.25	0.052	1.32	EXBGA
5857	18	0.96	19/30	19 x 0.25	0.010	0.25	0.069	1.75	EXBHE
2857/1***	18	0.82	Solid	1 x 1.02	0.011	0.27	0.061	1.55	EXBHA
5858	16	1.23	19/29	19 x 0.29	0.012	0.30	0.080	2.03	EXBJE
5859†	14	1.94	19/27	19 x 0.36	0.012	0.30	0.095	2.41	EXBKE
5859/12†	12	3.08	19/25	19 x 0.45	0.012	0.30	0.114	2.90	EXBLE
5859/10†	10	4.74	37/26	37 x 0.40	0.012	0.30	0.134	3.40	EXBMG

\*Voltage rating not specified.

\*\*\*White, black, red only.

†Colors 1-5 only, not UL AWM 1213.

**Insulation Colors:** White • Black • Red • Green • Yellow • Blue • Brown • Orange • Slate • Violet

# 1000/300 V, PTFE Wire



MIL-DTL-16878/5 (TYPE EE)  
(1000V)  
UL AWM 1180 (300V)  
NEMA HP3

-60°C to +200°C

Stranded or solid silver-plated  
copper conductor

PTFE insulation

### Availability

100 ft (30.5 m)

1000 ft (305 m)\*

\*May contain multiple lengths

Part No.	Wire Size		Stranding		Insulation Thickness		Nominal Diameter		NEMA HP3 Type
	AWG	mm <sup>2</sup>	AWG	mm	Inch	mm	Inch	mm	
5874	24	0.24	19/36	19 x 0.13	0.015	0.37	0.054	1.37	EEXBEE
5875	22	0.38	19/34	19 x 0.16	0.014	0.36	0.060	1.52	EEXBFE
5876	20	0.62	19/32	19 x 0.20	0.014	0.36	0.068	1.73	EEXBGE
5877	18	0.96	19/30	19 x 0.25	0.015	0.37	0.079	2.01	EEXBHE
5878	16	1.23	19/29	19 x 0.29	0.016	0.41	0.089	2.26	EEXBJE
5879	14	1.94	19/27	19 x 0.36	0.017	0.43	0.106	2.69	EEXBKE
5879/10	10	4.74	37/26	37 x 0.40	0.017	0.43	0.145	3.68	EEXBMG
5879/12	12	3.08	19/25	19 x 0.45	0.017	0.43	0.125	3.18	EEXBLE
5879/8*	8	8.61	133/29	133 x 0.29	0.020	0.51	0.209	5.31	EEXBNL

\*Not UL AWM 1180.

**Insulation Colors:** White • Black • Red • Green • Yellow • Blue • Brown • Orange • Slate • Violet  
Parts 5878, 5879, 5879/8, 5879/10, 5879/12: white only.

# 600 V, ETFE or PTFE Wire



SAE AS22759/11  
(MIL-DTL-22759/11)  
SAE AS22759/16  
(MIL-DTL-22759/16)

-55°C to +200°C (PTFE)

-55°C to +150°C (ETFE)

Stranded silver-plated copper  
conductors (SAE AS22759/11)

Stranded tinned copper  
conductor (SAE AS22759/16)

ETFE or PTFE insulation

### Availability

100 ft (30.5 m)

1000 ft (305 m)\*

\*May contain multiple lengths

### PTFE, SAE AS22759/11, -55°C to +200°C, Silver-Plated Copper Conductors

Part No.	Wire Size		Stranding		Insulation Thickness		Nominal Diameter	
	AWG	mm <sup>2</sup>	AWG	mm	Inch	mm	Inch	mm
AT261938	26	0.15	19/38	19 x 0.10	0.010	0.25	0.038	0.97
AT241936	24	0.24	19/36	19 x 0.13	0.009	0.23	0.043	1.09
AT221934	22	0.38	19/34	19 x 0.16	0.009	0.23	0.049	1.24
AT201932	20	0.62	19/32	19 x 0.20	0.011	0.28	0.058	1.47
AT181930	18	0.96	19/30	19 x 0.25	0.010	0.25	0.068	1.73
AT161929	16	1.23	19/29	19 x 0.29	0.010	0.25	0.075	1.90
AT141927	14	1.94	19/27	19 x 0.36	0.011	0.27	0.090	2.29
AT121925	12	3.08	19/25	19 x 0.45	0.013	0.32	0.111	2.82

### ETFE, SAE AS22759/16, -55°C to +150°C, Tinned Copper Conductors

Part No.	Wire Size		Stranding		Insulation Thickness		Nominal Diameter	
	AWG	mm <sup>2</sup>	AWG	mm	Inch	mm	Inch	mm
AZ241936	24	0.24	19/36	19 x 0.13	0.011	0.27	0.045	1.14
AZ221934	22	0.38	19/34	19 x 0.16	0.011	0.28	0.052	1.32
AZ201932	20	0.62	19/32	19 x 0.20	0.011	0.28	0.060	1.52
AZ181930	18	0.96	19/30	19 x 0.25	0.012	0.29	0.071	1.80
AZ161929	16	1.23	19/29	19 x 0.29	0.013	0.33	0.079	2.01
AZ141927	14	1.94	19/27	19 x 0.36	0.013	0.33	0.093	2.36
AZ123728	12	2.97	37/28	37 x 0.32	0.014	0.34	0.114	2.90

**Insulation Colors:** White • Black • Red • Green • Yellow • Blue • Brown • Orange • Slate • Violet

# Wire Wrap, PVDF or ETFE Wire



## UL 1422, 1423, 1516, 1523 VW-1

-40°C to +125°C (PVDF)  
-70°C to +150°C (ETFE)  
+105°C (UL)

Silver-plated solid  
copper conductors

PVDF or ETFE insulation

### Availability

100 ft (30.5 m) (ETFE)  
1000 ft (305 m) (PVDF or ETFE)

### PVDF Insulation

Part No.	Wire Size		Insulation Thickness		Nominal Diameter		UL Style
	AWG	mm <sup>2</sup>	Inch	mm	Inch	mm	
5951	30	0.05	0.005	0.11	0.019	0.51	1423
5952	28	0.08	0.006	0.14	0.024	0.61	1422
5953	26	0.13	0.006	0.14	0.027	0.69	1422
5954	24	0.20	0.005	0.11	0.030	0.76	1423

### ETFE Insulation

Part No.	Wire Size		Insulation Thickness		Nominal Diameter		UL Style
	AWG	mm <sup>2</sup>	Inch	mm	Inch	mm	
1805	30	0.05	0.005	0.11	0.020	0.51	1516
1806	28	0.08	0.006	0.14	0.024	0.61	1523
1807	26	0.13	0.006	0.14	0.027	0.69	1523
1808	24	0.20	0.005	0.11	0.030	0.76	1516

Insulation Colors: White • Black • Red • Green • Yellow • Blue • Brown • Orange • Slate • Violet

# Test Lead, EPR Rubber Wire



-30°C to +90°C

See table for voltage rating

Stranded tinned  
copper conductors

EPR rubber insulation


### Availability

100 ft (30.5 m)  
500 ft (152 m)  
1000 ft (305 m)

Part No.	Wire Size		Stranding		Insulation Thickness		Nominal Diameter		Breakdown Voltage (RMS)	Working Voltage (RMS)
	AWG	mm <sup>2</sup>	AWG	mm	Inch	mm	Inch	mm		
1632	20	0.52	41/36	41 x 0.13	0.040	1.02	0.118	3.00	6000	1500
1635	20	0.52	41/36	41 x 0.13	0.047	1.19	0.132	3.35	12,000	3000
1636	18	0.83	65/36	65 x 0.13	0.045	1.14	0.137	3.48	20,000	5000

Insulation Colors: Black • Red

# 600 V, Silicone Rubber Wire



## UL AWM 3212, 3213, 3214 CSA AWM I A/B FT2

-40°C to +150°C

Stranded tinned  
copper conductor

Silicone rubber insulation

### Availability

100 ft (30.5 m)  
500 ft (152 m)  
1000 ft (305 m)

Part No.	Wire Size		Stranding		Insulation Thickness		Nominal Diameter		UL AWM
	AWG	mm <sup>2</sup>	AWG	mm	Inch	mm	Inch	mm	
392207	22	0.35	7/30	7 x 0.25	0.047	1.19	0.124	3.15	3212
392010	20	0.51	10/30	10 x 0.25	0.047	1.19	0.131	3.33	3212
391816	18	0.81	16/30	16 x 0.25	0.047	1.19	0.141	3.58	3212
391626	16	1.32	26/30	26 x 0.25	0.047	1.19	0.154	3.91	3212
391441	14	2.08	41/30	41 x 0.25	0.047	1.19	0.168	4.27	3212
391265	12	3.29	65/30	65 x 0.25	0.047	1.19	0.187	4.75	3212
391000	10	5.32	105/30	105 x 0.25	0.047	1.19	0.212	5.38	3212
398133	8	8.61	133/29	133 x 0.29	0.063	1.60	0.295	7.49	3213
396133	6	13.57	133/27	133 x 0.36	0.063	1.60	0.339	8.61	3213
394133	4	21.55	133/25	133 x 0.45	0.063	1.60	0.395	10.03	3213
392259	2	33.15	259/26	259 x 0.40	0.063	1.60	0.460	11.68	3213
391259	1	41.96	259/25	259 x 0.45	0.078	1.98	0.532	13.51	3214

Insulation Colors: White • Black

# High Voltage, Silicone Rubber Wire



## UL AWM 3239

-40°C to +150°C

Stranded tinned  
copper conductor

Silicone rubber insulation

### Availability

100 ft (30.5 m)  
500 ft (152 m)  
1000 ft (305 m)

## UL 3239

Part No.	Wire Size		Stranding		Insulation Thickness		Nominal Diameter		Voltage
	AWG	mm <sup>2</sup>	AWG	mm	Inch	mm	Inch	mm	
392297	22	0.35	7/30	7 x 0.25	0.097	2.46	0.224	5.69	40 kV
392275	22	0.35	7/30	7 x 0.25	0.075	1.90	0.180	4.57	30 kV
392262	22	0.35	7/30	7 x 0.25	0.062	1.57	0.154	3.91	25 kV
392250	22	0.35	7/30	7 x 0.25	0.050	1.27	0.131	3.33	20 kV
392245	22	0.35	7/30	7 x 0.25	0.045	1.14	0.120	3.05	15 kV
392240	22	0.35	7/30	7 x 0.25	0.040	1.02	0.11	2.79	10 kV
392097	20	0.51	10/30	10 x 0.25	0.097	2.46	0.231	5.87	40 kV
392075	20	0.51	10/30	10 x 0.25	0.075	1.90	0.187	4.75	30 kV
392062	20	0.51	10/30	10 x 0.25	0.062	1.57	0.161	4.09	25 kV
392050	20	0.51	10/30	10 x 0.25	0.050	1.27	0.137	3.48	20 kV
392045	20	0.51	10/30	10 x 0.25	0.045	1.14	0.127	3.23	15 kV
392040	20	0.51	10/30	10 x 0.25	0.040	1.02	0.117	2.97	10 kV
391897	18	0.81	16/30	16 x 0.25	0.097	2.46	0.241	6.12	40 kV
391875	18	0.81	16/30	16 x 0.25	0.075	1.90	0.197	5.00	30 kV
391862	18	0.81	16/30	16 x 0.25	0.062	1.57	0.171	4.34	25 kV
391850	18	0.81	16/30	16 x 0.25	0.050	1.27	0.147	3.73	20 kV
391845	18	0.81	16/30	16 x 0.25	0.045	1.14	0.137	3.48	15 kV
391840	18	0.81	16/30	16 x 0.25	0.040	1.02	0.127	3.23	10 kV
391699	16	1.32	26/30	26 x 0.25	0.150	3.81	0.360	9.14	50 kV
391697	16	1.32	26/30	26 x 0.25	0.097	2.46	0.254	6.45	40 kV
391675	16	1.32	26/30	26 x 0.25	0.075	1.90	0.210	5.33	30 kV
391662	16	1.32	26/30	26 x 0.25	0.062	1.57	0.184	4.67	25 kV
391650	16	1.32	26/30	26 x 0.25	0.050	1.27	0.160	4.06	20 kV
391645	16	1.32	26/30	26 x 0.25	0.045	1.14	0.150	3.81	15 kV
391640	16	1.32	26/30	26 x 0.25	0.040	1.02	0.140	3.56	10 kV
391499	14	2.08	41/30	41 x 0.25	0.150	3.81	0.374	9.50	50 kV
391497	14	2.08	41/30	41 x 0.25	0.097	2.46	0.268	6.81	40 kV
391475	14	2.08	41/30	41 x 0.25	0.075	1.90	0.224	5.69	30 kV
391462	14	2.08	41/30	41 x 0.25	0.062	1.57	0.198	5.03	25 kV
391450	14	2.08	41/30	41 x 0.25	0.050	1.27	0.174	4.42	20 kV
391445	14	2.08	41/30	41 x 0.25	0.045	1.14	0.164	4.17	15 kV
391440	14	2.08	41/30	41 x 0.25	0.040	1.02	0.154	3.91	10 kV

Insulation Colors: White • Black • Red

## UL AWM 3239

-40°C to +150°C

Finely stranded tinned  
copper conductor

Silicone rubber insulation

### Availability

100 ft (30.5 m)  
500 ft (152 m)  
1000 ft (305 m)

## UL 3239

Part No.	Wire Size		Stranding		Insulation Thickness		Nominal Diameter		Voltage
	AWG	mm <sup>2</sup>	AWG	mm	Inch	mm	Inch	mm	
391297	12	3.29	65/30	65 x 0.25	0.097	2.46	0.287	7.29	40 kV
391275	12	3.29	65/30	65 x 0.25	0.075	1.90	0.243	6.17	30 kV
391262	12	3.29	65/30	65 x 0.25	0.062	1.57	0.217	5.51	25 kV
391250	12	3.29	65/30	65 x 0.25	0.050	1.27	0.193	4.90	20 kV
391245	12	3.29	65/30	65 x 0.25	0.045	1.14	0.183	4.65	15 kV
391099	10	5.32	105/30	105 x 0.25	0.150	3.81	0.418	10.62	50 kV
391097	10	5.32	105/30	105 x 0.25	0.097	2.46	0.312	7.92	40 kV
391045	10	5.32	105/30	105 x 0.25	0.045	1.14	0.208	5.28	15 kV
391040	10	5.32	105/30	105 x 0.25	0.040	1.02	0.198	5.03	10 kV
390897	8	8.61	133/29	133 x 0.28	0.097	2.46	0.363	9.22	40 kV
390862*	8	8.61	133/29	133 x 0.28	0.062	1.57	0.293	7.44	25 kV
390845	8	8.61	133/29	133 x 0.28	0.045	1.14	0.259	6.58	15 kV
390662*	6	13.57	133/27	133 x 0.36	0.062	1.57	0.337	8.56	25 kV
390645	6	13.57	133/27	133 x 0.36	0.045	1.14	0.303	7.70	15 kV
390462*	4	21.55	133/25	133 x 0.45	0.062	1.57	0.393	9.98	25 kV
390262*	2	34.45	259/26	259 x 0.40	0.062	1.57	0.463	11.76	25 kV

\*Not UL Recognized.

Insulation Colors: White • Black

# High Voltage, Silicone Rubber Wire



## UL VW-1

-40°C to +200°C

Stranded silver-plated  
copper conductor

White silicone rubber insulation

### Availability

100 ft (30.5 m)  
500 ft (152 m)  
1000 ft (305 m)

Part No.	Wire Size		Stranding		Insulation Thickness		Nominal Diameter		Voltage
	AWG	mm <sup>2</sup>	AWG	mm	Inch	mm	Inch	mm	
<b>39X2220</b>	22	0.35	7/30	7 x 0.25	0.050	1.27	0.130	3.30	20 kV
<b>39X2215</b>	22	0.35	7/30	7 x 0.25	0.040	1.02	0.110	2.79	15 kV
<b>39X2205</b>	22	0.35	7/30	7 x 0.25	0.020	0.51	0.070	1.78	5 kV
<b>39X2025</b>	20	0.62	19/32	19 x 0.20	0.063	1.60	0.166	4.22	25 kV
<b>39X2020</b>	20	0.62	19/32	19 x 0.20	0.055	1.40	0.150	3.81	20 kV
<b>39X2015</b>	20	0.62	19/32	19 x 0.20	0.040	1.02	0.120	3.05	15 kV
<b>39X1825</b>	18	0.96	19/30	19 x 0.25	0.055	1.40	0.160	4.06	25 kV
<b>39X1660</b>	16	1.32	26/30	26 x 0.25	0.162	4.11	0.384	9.75	60 kV
<b>39X1645</b>	16	1.23	19/29	19 x 0.28	0.125	3.18	0.306	7.77	45 kV
<b>39X1635</b>	16	1.23	41/32	41 x 0.20	0.105	2.67	0.269	6.83	35 kV
<b>39X1620</b>	16	1.33	41/32	41 x 0.20	0.053	1.33	0.164	4.17	20 kV
<b>39X1460</b>	14	1.94	19/27	19 x 0.36	0.157	3.99	0.385	9.78	60 kV
<b>39X1260</b>	12	3.08	19/25	19 x 0.45	0.178	4.51	0.445	11.30	60 kV

# 600 V, Mica-Glass, PTFE Wire



## UL AWM 5107 CSA AWM I A/B

-55°C to +538°C

-55°C to +450°C (UL, CSA)

Stranded nickel-plated  
copper conductor

Mica-glass tape insulation

Tan PTFE-impregnated  
fiberglass jacket


### Availability

100 ft (30.5 m)  
500 ft (152 m)  
1000 ft (305 m)  
Bulk, cut to length

Part No.	Wire Size		Stranding		Insulation Thickness		Nominal Diameter	
	AWG	mm <sup>2</sup>	AWG	mm	Inch	mm	Inch	mm
<b>3112010</b>	20	0.51	10/30	10 x 0.25	0.025	0.64	0.101	2.57
<b>3111816</b>	18	0.81	16/30	16 x 0.25	0.025	0.64	0.111	2.82
<b>3111626</b>	16	1.32	26/30	26 x 0.25	0.025	0.64	0.124	3.15
<b>3111441</b>	14	2.08	41/30	41 x 0.25	0.025	0.64	0.138	3.51
<b>3111265</b>	12	3.29	65/30	65 x 0.25	0.025	0.64	0.157	3.99
<b>3111000</b>	10	5.32	105/30	105 x 0.25	0.030	0.76	0.206	5.23
<b>3118133</b>	8	8.63	133/29	133 x 0.28	0.030	0.76	0.260	6.60
<b>3116133</b>	6	13.6	133/27	133 x 0.36	0.030	0.76	0.304	7.72
<b>3114133</b>	4	21.6	133/25	133 x 0.36	0.030	0.76	0.361	9.17
<b>3112133</b>	2	34.4	133/23	133 x 0.57	0.035	0.89	0.444	11.28

# 600 V, PTFE/Glass Braid Wire

High-Temperature



**UL AWM 5196  
CSA AWM I A/B**

-55°C to +250°C

Stranded nickel-plated  
copper conductor

White PTFE tape insulation

Double fiberglass serve

Tan PTFE-impregnated  
fiberglass jacket

Part No.	Wire Size		Stranding		Insulation Thickness		Nominal Diameter	
	AWG	mm <sup>2</sup>	AWG	mm	Inch	mm	Inch	mm
<b>3131816</b>	18	0.81	19/30	16 x 0.25	0.016	0.41	0.109	2.77
<b>3131626</b>	16	1.32	26/30	26 x 0.25	0.016	0.41	0.122	3.10
<b>3131441</b>	14	2.08	41/30	41 x 0.25	0.016	0.41	0.136	3.45
<b>3131265</b>	12	3.29	65/30	65 x 0.25	0.016	0.41	0.155	3.94
<b>3131000</b>	10	5.32	105/30	105 x 0.25	0.016	0.41	0.180	4.57
<b>3138133</b>	8	8.61	133/29	133 x 0.29	0.016	0.41	0.232	5.89
<b>3136133</b>	6	13.6	133/27	133 x 0.36	0.016	0.41	0.315	8.00

## Availability

100 ft (30.5 m)

500 ft (152 m)

1000 ft (305 m)

Bulk, cut to length

# 600V, EPDM Welding Cable



-50°C to +105°C

Stranded bare  
copper conductor

Black EPDM rubber insulation

## Availability

Bulk, cut to length

Part No.	Wire Size		Stranding		Insulation Thickness		Nominal Diameter		Current-Carrying Capacity A	Voltage Drop* V
	AWG	mm <sup>2</sup>	AWG	mm	Inch	mm	Inch	mm		
<b>6112</b>	6	13.5	266/30	266 x 0.25	0.060	1.52	0.320	8.13	75	3.30
<b>6113</b>	4	19.9	392/30	392 x 0.25	0.060	1.52	0.375	9.53	100	2.80
<b>6115</b>	2	32.6	644/30	644 x 0.25	0.060	1.52	0.440	11.18	200	3.60
<b>6116</b>	1	39.7	784/30	784 x 0.25	0.080	2.03	0.515	13.08	250	3.80
<b>6117</b>	1/0	52.0	1026/30	1026 x 0.25	0.080	2.03	0.550	13.97	300	3.60
<b>6118</b>	2/0	63.5	1254/30	1254 x 0.25	0.080	2.03	0.590	14.99	375	3.37
<b>6119</b>	3/0	81.8	1615/30	1615 x 0.25	0.080	2.03	0.660	16.76	450	3.40
<b>6120</b>	4/0	104	2056/30	2056 x 0.25	0.080	2.03	0.725	18.42	550	3.30

\*Voltage drop per 100 ft (30.5 m) at 60°C.

# 1000/2000 V, XLPE, PVC

Photovoltaic Wire



**UL 4703 PV VW-1 (2000 V)  
UL Sunlight Resistant**

-40°C to +90°C

Stranded tinned  
copper conductor

Black cross-linked  
polyethylene insulation

Black PVC jacket

Part No.	Wire Size		Stranding		Insulation/Jacket Thickness		Nominal Diameter	
	AWG	mm <sup>2</sup>	AWG	mm	Inch	mm	Inch	mm
<b>PV1430</b>	14	2.08	41/30	41 x 0.25	0.063/0.032	1.60/0.81	0.267	6.78
<b>PV1230</b>	12	3.29	65/30	65 x 0.25	0.063/0.032	1.60/0.81	0.286	7.26
<b>PV1030</b>	10	5.32	105/30	105 x 0.25	0.063/0.032	1.60/0.81	0.311	7.90
<b>PV0830</b>	8	8.51	168/30	168 x 0.25	0.078/0.032	1.98/0.81	0.390	9.91
<b>PV0630</b>	6	13.5	266/30	266 x 0.25	0.078/0.032	1.98/0.81	0.433	11.00
<b>PV0430</b>	4	21.3	420/30	420 x 0.25	0.078/0.032	1.98/0.81	0.491	12.47
<b>PV0230</b>	2	33.7	665/30	665 x 0.25	0.078/0.032	1.98/0.81	0.558	14.17

## Availability

100 ft (30.5 m)

1000 ft (305 m)



# 150/600 V, PVC

## Ribbon Cable



**MIL-DTL-16878/1 (Type B)  
(600 V)  
UL AWM 2713 (150 V) VW-1**

-20°C to +105°C (MIL)  
-20°C to +80°C (AWM)

Brown, red, orange, yellow,  
green, blue, violet, slate, white,  
black . . . repeats

Stranded tinned  
copper conductors

Color-coded PVC insulation  
bonded into a flat configuration

### Availability

100 ft (30.5 m)

#### 26 AWG (0.14 mm<sup>2</sup>)

Stranding: 7/34 (7 x 0.16 mm)  
Insulation thickness: 0.010 (0.25 mm)  
Cable height: 0.039 (0.99 mm)

Part No.	Conductors	Width	
		Inch	mm
<b>3550</b>	10	0.392	9.96
<b>3550/14</b>	14	0.546	13.87
<b>3551</b>	15	0.585	14.68
<b>3551/16</b>	16	0.624	15.85
<b>3553</b>	30	1.170	29.72

#### 24 AWG (0.23 mm<sup>2</sup>)

Stranding: 7/32 (7 x 0.20 mm)  
Insulation thickness: 0.010 (0.25 mm)  
Cable height: 0.044 (1.12 mm)

Part No.	Conductors	Width	
		Inch	mm
<b>3540/7</b>	10	0.440	11.18
<b>3541/7</b>	15	0.660	16.76
<b>3542/7</b>	20	0.880	22.35

#### 24 AWG (0.24 mm<sup>2</sup>)

Stranding: 19/36 (19 x 0.12 mm)  
Insulation thickness: 0.010 (0.25 mm)  
Cable height: 0.044 (1.12 mm)

Part No.	Conductors	Width	
		Inch	mm
<b>3540</b>	10	0.440	11.18
<b>3541</b>	15	0.660	16.76
<b>3542</b>	20	0.880	22.35
<b>3543</b>	30	1.320	33.53

#### 22 AWG (0.35 mm<sup>2</sup>)

Stranding: 7/30 (7 x 0.25 mm)  
Insulation thickness: 0.010 (0.25 mm)  
Cable height: 0.050 (1.27 mm)

Part No.	Conductors	Width	
		Inch	mm
<b>3530/7</b>	10	0.500	12.70
<b>3531/7</b>	15	0.750	19.05
<b>3532/7</b>	20	1.000	25.40
<b>3533/7</b>	30	1.500	38.10

#### 22 AWG (0.38 mm<sup>2</sup>)

Stranding: 19/34 (19 x 0.16 mm)  
Insulation thickness: 0.010 (0.25 mm)  
Cable height: 0.051 (1.29 mm)

Part No.	Conductors	Width	
		Inch	mm
<b>3530</b>	10	0.510	12.95
<b>3531</b>	15	0.765	19.43
<b>3532</b>	20	1.020	25.91
<b>3533</b>	30	1.530	38.86

# 300/1000 V, PVC

## Ribbon Cable



**MIL-DTL-16878/2 (Type C)  
(1000 V)**

**UL AWM 2555 (300 V)**

-20°C to +105°C (MIL)

-20°C to +80°C (AWM)

Brown, red, orange, yellow,  
green, blue, violet, slate, white,  
black . . . repeats

Stranded tinned  
copper conductors

Color-coded PVC insulation  
bonded into a flat configuration

### Availability

100 ft (30.5 m)

### 22 AWG (0.35 mm<sup>2</sup>)

Stranding: 7/30 (7 x 0.25 mm)  
Insulation thickness: 0.016 (0.41 mm)  
Cable height: 0.065 (1.65 mm)

Part No.	Conductors	Width	
		Inch	mm
<b>3505</b>	5	0.310	7.87
<b>3510</b>	10	0.620	15.75
<b>3515</b>	15	0.930	23.62
<b>3520</b>	20	1.240	31.50

## Bus Bar Wire



**CID AA-59551 Type S  
ASTM B33**

Electrolytic soft-drawn  
and annealed solid tin-plated  
copper conductor

### Availability

100 ft (30.5 m)

1000 ft (305 m)

Part No	Wire Size			Diameter	
	AWG	CMA	mm <sup>2</sup>	Inch	mm
<b>938</b>	38	16	.008	0.004	0.10
<b>936</b>	36	25	0.01	0.005	0.13
<b>934</b>	34	40	0.02	0.006	0.15
<b>932</b>	32	64	0.03	0.008	0.20
<b>299/3</b>	30	100	0.05	0.010	0.25
<b>299/2</b>	28	159	0.08	0.013	0.33
<b>299/1</b>	26	253	0.12	0.016	0.41
<b>299</b>	24	404	0.20	0.020	0.51
<b>298</b>	22	640	0.32	0.025	0.64
<b>297</b>	20	1020	0.51	0.032	0.81
<b>296</b>	18	1620	0.82	0.040	1.02
<b>295</b>	16	2580	1.31	0.051	1.30
<b>286</b>	14	4110	2.08	0.064	1.63
<b>289</b>	12	6530	3.31	0.081	2.06
<b>910</b>	10	10380	5.26	0.102	2.59
<b>908</b>	8	16510	8.37	0.129	3.28
<b>906</b>	6	26250	13.3	0.162	4.11

# Hook-Up Wire Kits



Alpha's hook-up wire kits contain an assortment of 100 ft (30.5 m) spools of hook-up wire suitable for military or UL/CSA applications. These kits have been designed for use by technicians, engineers, and designers in the R&D lab or maintenance shop. Each kit contains a stripping tool and five spools of hook-up wire in a unique, rack-mounted, transparent dispensing tube. The tube and rack system keeps hook-up wire neat, clean, and conveniently at hand.

Part No.	Wire Type	Wire Size		Colors	Wire Length (each order)		Reorder No.
		AWG	mm <sup>2</sup>		Feet	Meters	
<b>HU-KIT-40</b>	UL AWM 1007 UL AWM 1569 CSA TR 64	24	0.23	White Black Red Green Blue	100	30.5	3050
<b>HU-KIT-30</b>	MIL-W-76B Type MW	24	0.23	White Black Red Green Blue	100	30.5	1550
<b>HU-KIT-20</b>	UL AWM 1007 UL AWM 1569 CSA TR 64	22	0.36	White Black Red Green Blue	100	30.5	3051
<b>HU-KIT-10</b>	MIL-W-76B Type MW	22	0.36	White Black Red Green Blue	100	30.5	1551

-40°C to +80°C  
(HU-KIT-10, 30)  
-40°C to +105°C  
(HU-KIT-20, 40)

1000 V (HU-KIT-10, 30)  
300 V (HU-KIT-20, 40)

Stranded tinned  
copper conductor  
Color-coded PVC insulation

### Availability

1 box

## How to Order Alpha Hook-Up Wire

The following applies to our most popular hook-up wires.

**1.** Start with the base part number for the product.

**2.** Add the insulation color code. The most common choices are:

<b>BK</b> Black	<b>GY</b> Green/Yellow	<b>SL</b> Slate	<b>YL</b> Yellow
<b>BL</b> Blue	<b>OR</b> Orange	<b>VI</b> Violet	
<b>BR</b> Brown	<b>PK</b> Pink	<b>WH</b> White	
<b>GR</b> Green	<b>RD</b> Red	<b>YG</b> Yellow/Green	

**3.** Add the put-up code for the desire length. The most common choices are:

<b>005</b> 100 ft
<b>001</b> 1000 ft
<b>013</b> 5000 ft

### Example:

**3070 BK001** = Part No. 3070 with black insulation in a 100-foot put-up.

Note: See the wire's Product Specification for complete range of color choices. Product Specifications are available at [www.alphawire.com](http://www.alphawire.com).

## The cables you trust. The service you deserve.

Every application is critical and wire failure is not an option when the safety of your equipment and personnel is paramount. Specify Alpha hook-up wire for harsh environments and crucial applications; since the integrity of your system is only as robust as the products you use.

## Superior availability

Alpha offers hook-up wire from stock in most sizes and constructions, in both small and large put-ups, so you can order it when you need it. Our products are available for same-day shipment, eliminating long lead times.

## Service and support, second-to-none

Selecting the correct wire for your critical application is essential to overall system reliability, performance, and safety. So we make it easy for you select the right Alpha hook-up wire for your specific application.

Our online resources include a wire and cable selection guide, technical information, full product catalog, and a distributor locator to make it easy to select and get the cable you need. Can't find what you're looking for? Design the cable to your specification, it's easy, just visit **[www.alphawire.com](http://www.alphawire.com)**!

GLOBAL HEADQUARTERS  
711 Lidgerwood Avenue  
Elizabeth, NJ 07207-0711 USA  
Toll Free: 1-800-52 ALPHA  
Tel: 1-908-925-8000  
Fax: 1-908-925-5411  
E-mail: [info@alphawire.com](mailto:info@alphawire.com)

EUROPE  
Alpha Wire International  
Saxon House  
1 Downside | Sunbury-on-Thames  
Middlesex | United Kingdom | TW16 6RT  
Tel: 01 932 772 422  
Fax: 01 932 772 433  
E-mail: [europe@alphawire.com](mailto:europe@alphawire.com)

ASIA PACIFIC  
Alpha Wire  
Silver Center | Room 1708  
North Shanxi Road 1388  
Shanghai | China | 200060  
Tel: +86-21-61498201/61498205  
Fax: +86-21-61498001  
E-mail: [apac@alphawire.com](mailto:apac@alphawire.com)



**AlphaWire**

*Cables you trust. Service you deserve.*



Компания «ЭлектроПласт» предлагает заключение долгосрочных отношений при поставках импортных электронных компонентов на взаимовыгодных условиях!

Наши преимущества:

- Оперативные поставки широкого спектра электронных компонентов отечественного и импортного производства напрямую от производителей и с крупнейших мировых складов;
- Поставка более 17-ти миллионов наименований электронных компонентов;
- Поставка сложных, дефицитных, либо снятых с производства позиций;
- Оперативные сроки поставки под заказ (от 5 рабочих дней);
- Экспресс доставка в любую точку России;
- Техническая поддержка проекта, помощь в подборе аналогов, поставка прототипов;
- Система менеджмента качества сертифицирована по Международному стандарту ISO 9001;
- Лицензия ФСБ на осуществление работ с использованием сведений, составляющих государственную тайну;
- Поставка специализированных компонентов (Xilinx, Altera, Analog Devices, Intersil, Interpoint, Microsemi, Aeroflex, Peregrine, Syfer, Eurofarad, Texas Instrument, Miteq, Cobham, E2V, MA-COM, Hittite, Mini-Circuits, General Dynamics и др.);

Помимо этого, одним из направлений компании «ЭлектроПласт» является направление «Источники питания». Мы предлагаем Вам помощь Конструкторского отдела:

- Подбор оптимального решения, техническое обоснование при выборе компонента;
- Подбор аналогов;
- Консультации по применению компонента;
- Поставка образцов и прототипов;
- Техническая поддержка проекта;
- Защита от снятия компонента с производства.



#### Как с нами связаться

**Телефон:** 8 (812) 309 58 32 (многоканальный)

**Факс:** 8 (812) 320-02-42

**Электронная почта:** [org@eplast1.ru](mailto:org@eplast1.ru)

**Адрес:** 198099, г. Санкт-Петербург, ул. Калинина, дом 2, корпус 4, литера А.