




**SMB Connectors**

**Product Facts**

- **SMB offers snap-fit coupling for quick connect/disconnect**
- **Choice of Commercial or High Rel Connectors**
- **50 and 75 Ω MIL-Type connectors available**
- **Straight plugs and jacks are completely crimp terminated**
- **Fast easy cable assembly**
- **Low VSWR**
- **Standard military, commercial or Tyco Electronics tooling**
- **Listed under the Component Program of Underwriters Laboratories Inc., File No. E81956** 
- **PC Board soldered connectors are recognized under the Component Program of Underwriters Laboratories Inc., File No. E81956** 
- **Certified by Canadian Standards Association File No. LR 7189** 

SMB Connectors are available in commercial and high rel versions. They are ideally suited for circuit miniaturization and are offered in a wide range of configurations including plugs, right-angle plugs, jacks, bulkhead jacks and adapters, as well as printed circuit board and solder jacks.

Termination costs are kept to a minimum using plugs and jacks with a crimp center contact and hex crimp outer braid. Both hand held tooling and pneumatic bench-mounted tooling is available. Easily assembled right-angle plugs have a hex crimp on the outer braid ferrule and bifurcated solder center contacts.

Tyco Electronics' 75 Ohm BT 43 SMB Connectors feature unique spring mating with snap-fit couplings for quick connect/disconnect. These connectors are designed to be intermateable with 75 Ohm SMB MIL-C-39012 connectors. They also feature reliable dual crimp cable terminations.



**Packaging** — All connectors are packaged individually unless otherwise noted under the "Military No. and/or Comments" column in the connector specifications chart.

**Between Series Adapters**

For SMB Between Series Adapters, please see pages 251-260.

## SMB Connector Specifications

### Electrical Characteristics

**Impedance** — 50 ohms and 75 ohms, nominal

**Frequency Range** — 0 to 4.0 GHz

**Voltage Rating (VRMS)** —

	Sea Level	70,000 Feet
50 ohm connectors for RG 178/U series cable	300	75
50 ohm connectors for RG 316/U series cable	400	100
75 ohm connectors for RG 179/U series cable	300	75
75 ohm connectors for RG 195/U series cable	500	125

**Insulations Resistance** — 1000 megohms min.

**Contact Resistance** — (milliohms max.)

	Initial	After Environment
Center contact	6.0	8.0
Outer contact	1.0	1.5
Braid to body	1.0	N/A

**Contact Current Rating** — 1.5 amps DC max.

**Voltage Standing Wave Ratio (VSWR)** — to 4.0 GHz or 80% of upper cutoff frequency of the cable, whichever is lower.

Cable	Mating Engagement	
	Straight	Right-Angle
RG 178/U Series	1.30 + .04F	1.45 + .06F
RG 316/U Series	1.25 + .04F	1.35 + .04F

F=GHz, does not apply to 75 ohm connectors.

### RF High Potential Withstanding Voltage

**Frequency** — 5 MHz

**Leakage Current** — N/A

50 ohm connectors for RG 178/U series cable	675 VRMS
50 ohm connectors for RG 316/U series cable	950 VRMS
75 ohm connectors for RG 179/U series cable	950 VRMS
75 ohm connectors for RG 195/U series cable	1225 VRMS

**RF Leakage** — -55 dB min. at 2-3 GHz

**Insertion Loss** — .30dB max. at 3 GHz

### Mechanical Characteristics

**Engagement Forces** — 14 lbs. [62.3 N] maximum engagement initially.

After 500 matings, 14 lbs. [62.3 N] maximum engagement and 2 lbs. [8.8 N] minimum disengagement for all of SMBs.

**Cable Attachment** —

**Straight Connectors** — Crimp, both center contact and braid

**Right-Angle Connectors** — Crimp on braid and bifurcated solder center contact

**Durability** — 500 cycles per MIL-C-39012

**Contact Captivation** — When captivated, the contacts will withstand 4.0 lbs. minimum axial force.

**Cable Retention** — When properly assembled to the compatible braided coaxial cable, the retention is equal to the breaking strength of the cable.

**Marking** — Per MIL-STD-130

### Environmental Characteristics

**Temperature Rating** — -65°C to +165°C

**Corrosion (salt spray)** — MIL-STD-202, Method 101, test condition B, 5% salt solution

**Vibration High Frequency** — MIL-STD-202, Method 204, test condition B (15 G's)

**Shock** — MIL-STD-202, Method 213, test condition B, 75 G's at 6 milliseconds, 1/2 sine

**Thermal Shock** — MIL-STD-202, Method 107, test condition B, except high temperature shall be +85°C. High temperature shall be +200°C for connectors using 200°C cables.

**Moisture Resistance** — MIL-STD-202, Method 106, when interface gasket is used. No measurements of high humidity. Insulation resistance shall be 200 megohms minimum within five minutes after removal from humidity.

**Durability Test** — Conducted per MIL-C-39012 Reg. Para. 3.15, Method Para. 4.6.12

### Materials

**Body, Body Components and Male Contacts** — Brass, half hard, per QQ-B-626, Alloy 360, Zinc per QQ-Z-363

**Female Contacts** — Beryllium copper per QQ-C-530, heat treated per MIL-H-7199

**Insulators** — TFE fluorocarbon per ASTM D 1710, Type 1, Grade 1

**Lockwashers** — Phosphor bronze per QQ-B-750

**Crimp Ferrule** — Annealed copper alloy per WW-T-799

**Gaskets** — Silicone rubber per ZZ-R-765, Class 11B, Grade 65-75


### Plating

**Center Contacts** — 0.00127 [0.00050] min. Gold per MIL-G-452048 Type 1, Grade C, Class 1, over 0.00254 [0.00100] min. nickel per QQ-N-290

**Other Metal Parts** — Gold, Nickel or Solder plated to meet the Finish and Corrosion requirements of MIL-C-39012

**SMB Connectors, 50 Ohm**

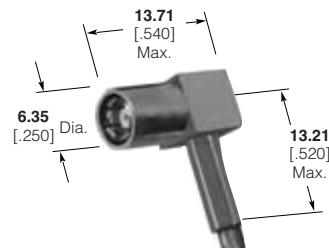
**Straight Plugs**




RG/U Cable	Center Contact Plating	Outer Contact Plating	Other Metal Parts Plating	Dielectric	Style	Part No.
178, 178A, 178B, 196, 196A	Gold	Gold	Nickel	TEFLON	MIL Type	<b>413985-6</b>
174, 316, 188, 188A	Gold	Gold	Gold	TEFLON	MIL Type	<b>413985-1</b>
	Gold	Gold	Nickel	TEFLON	MIL Type	<b>413985-3</b>
	Gold	Nickel	Nickel	TEFLON	MIL Type	<b>413985-7</b>
	Gold	Gold	Nickel	TEFLON	Die Cast	<b>414946-1</b>
179, 179A, 179B, 161, 187, 187A, BELDEN 9221	Gold	Nickel	Nickel	TEFLON	Die Cast	<b>5414946-2</b>
	Gold	Gold	Nickel	TEFLON	MIL Type	<b>1-413985-1</b>
	Gold	Gold	Nickel	TEFLON	Die Cast	<b>5414946-5</b>
RG 316, 188 Double Braid	Gold	Nickel	Nickel	TEFLON	Die Cast	<b>5414946-6</b>
	Gold	Gold	Gold	TEFLON	MIL Type	<b>413985-2</b>
	Gold	Gold	Nickel	TEFLON	MIL Type	<b>413985-4</b>
	Gold	Gold	Nickel	TEFLON	Die Cast	<b>5414946-3</b>
	Gold	Nickel	Nickel	TEFLON	MIL Type	<b>413985-8</b>

**Right-Angle Plugs**

**MIL Type**



**Die Cast**



RG/U Cable	Center Contact Plating	Outer Contact Plating	Other Metal Parts Plating	Dielectric	Style	Part No.
178, 178A, 178B, 196, 196A	Gold	Gold	Gold	TEFLON	MIL Type	<b>414002-7</b>
	Gold	Gold	Nickel	TEFLON	MIL Type	<b>414002-8</b>
	Gold	Gold	Nickel	TEFLON	Die Cast	<b>5414363-8</b>
174, 316, 188, 188A, 179, 179A, 179B, 161, 187, 187A, BELDEN 9221	Gold	Gold	Gold	TEFLON	MIL Type	<b>414002-1</b>
	Gold	Gold	Nickel	TEFLON	MIL Type	<b>414002-3</b>
	Gold	Nickel	Nickel	TEFLON	MIL Type	<b>414002-5</b>
	Gold	Gold	Nickel	TEFLON	Die Cast	<b>5414363-3</b>
RG 316, 188 Double Braid	Gold	Nickel	Nickel	TEFLON	Die Cast	<b>5414363-5</b>
	Gold	Gold	Gold	TEFLON	MIL Type	<b>414002-2</b>
	Gold	Gold	Nickel	TEFLON	MIL Type	<b>414002-4</b>
	Gold	Gold	Nickel	TEFLON	Die Cast	<b>5414363-4</b>

BELDEN is a trademark of Belden Wire and Cable Company.  
TEFLON is a trademark of E.I. Dupont de Nemours and Company.

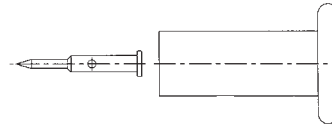
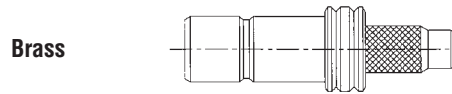
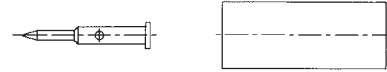
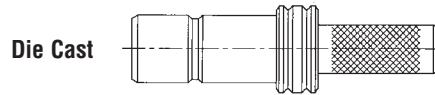
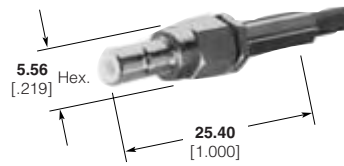
**Note:** Part Numbers are RoHS compliant except: ♦ Indicates non-RoHS compliant.

**SMB Connectors, 50 Ohm (Continued)**

**Straight Jacks**

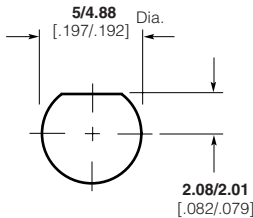
**Commercial Jack**

**MIL Type Jack**

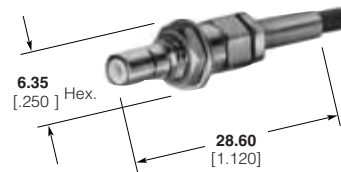


RG/U Cable	Center Contact Plating	Body Plating	Dielectric	Style	Jack Part No.
178, 178A, 178B, 196, 196A	Gold	Nickel	TEFLON	MIL Type	<b>5414170-2</b>
174, 316, 188, 188A	Gold	Nickel	TEFLON	MIL Type	<b>5414170-1</b>
	Gold	Nickel	TEFLON	Die Cast	<b>414948-1</b>
RD 316, 188 Double Braid	Gold	Nickel	TEFLON	Commercial	<b>414948-3</b>

**Bulkhead Jacks**




Maximum Panel Thickness **2.36** [.093]  
**Recommended Panel Cutout for Bulkhead Jack and Adapter**



RG/U Cable	Center Contact Plating	Body Plating	Dielectric	Style	Bulkhead Jack Part No.
174, 316, 188, 188A	Gold	Nickel	TEFLON	Commercial	<b>5415006-1</b>
	Gold	Nickel	TEFLON	Commercial	<b>5228217-1</b>
RD 316, 188 Double Braid	Gold	Nickel	TEFLON	Commercial	<b>5415006-2</b>

**Bulkhead Jack Adapter (Jack-Jack)**



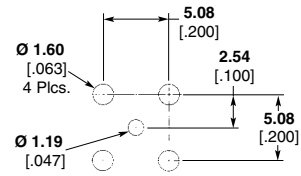
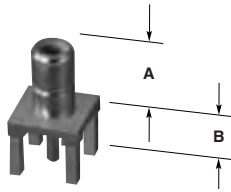
Type	Center Contact Plating	Body Plating	Dielectric	Style	Part No.
Jack-To-Jack	Gold	Nickel	TEFLON	MIL Type	<b>228553-1</b>
	Gold	Gold	TEFLON	MIL Type	<b>228553-2</b>

TEFLON is a trademark of E.I. Dupont de Nemours and Company.

**Note:** Part Numbers are RoHS compliant except: ♦ Indicates non-RoHS compliant.

**SMB Connectors, 50 Ohm (Continued)**

**PC Board  
Vertical Jacks**

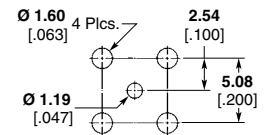
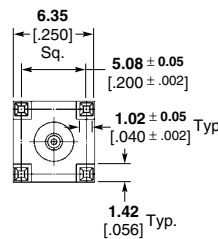
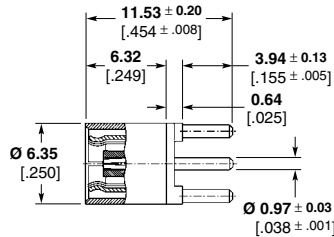
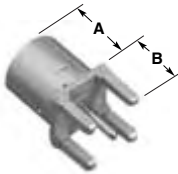


**Recommended  
PC Board Layout**

**Jacks**

Type	Center Contact Plating	Body Plating	Dim. A	Dim. B	Dielectric	Style	Part No.
—	Gold	Gold	7.62 .300	3.94 .155	TEFLON	MIL Type	413990-1
—	Gold	Nickel	7.62 .300	3.94 .155	TEFLON	MIL Type	413990-2
—	Gold	Nickel	10.16 .400	2.54 .100	TEFLON	MIL Type	414612-2
—	Gold	Tin	3.94 .155	8.25 .325 Max.	TEFLON	Brass, Stamped	5221111-1

**PC Board  
Vertical Plugs**



**Recommended  
PC Board Layout**

**Plugs**

Type	Center Contact Plating	Body Plating	Dim. A	Dim. B	Dielectric	Recommended PC Board Layout	Style	Part No.
Low Profile (Plug) Mated Pair	Gold	Nickel	3.94 .155	7.62 300	TEFLON	B	MIL Type	415774-1


TEFLON is a trademark of E.I. Dupont de Nemours and Company.

**Note:** Part Numbers are RoHS compliant except: ♦ Indicates non-RoHS compliant.


**SMB Connectors, 50 Ohm (Continued)**

**PC Board,  
Right-Angle Jacks**


**Jack Low Profile**



**Jack with Standoff Pads**



**Bulkhead Jack**

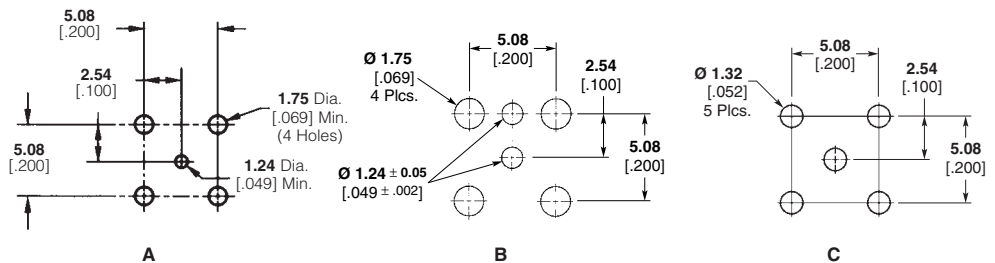



**Jacks**

Type	Center Contact Plating	Interface Body Plating	PCB Leg Plating	Dielectric	Dim. A	Dim. B	Style	Recommended PC Board Layout	Part No.
Low Profile	Gold	Gold	Gold	TEFLON	7.11 .280	3.94 .155	MIL Type	A	413996-2
	Gold	Nickel	Nickel	TEFLON	7.11 .280	3.94 .155	MIL Type	A	413996-4
	Gold	Gold	Gold	TEFLON	7.11 .280	2.79 .110	Die Cast	A	415340-1
	Gold	Gold	Gold	TEFLON	8.76 .345	2.79 .110	Die Cast	A	415672-1
With Standoff Pads	Gold	Gold	Gold	TEFLON	8.51 .335	3.94 .155	MIL Type	A	414026-2
	Gold	Nickel	Nickel	TEFLON	8.76 .345	3.94 .155	MIL Type	A	414026-3
	Gold	Nickel	Tin-Lead	TEFLON	8.76 .345	3.94 .155	Die Cast	A	5414337-1
	Gold	Nickel	Nickel	TEFLON	8.76 .345	2.79 .110	Die Cast	B	5415379-1*
Bulkhead	Gold	Gold	Gold	TEFLON	8.51 .335	3.94 .155	Die Cast	A	415381-1♦
	Gold	Gold	Gold	TEFLON	7.67 .302	2.79 .110	Die Cast	A	414963-1
Commercial	Gold	Nickel	Tin	Polypropylene	9.78 .385	3.94 .155	Brass, Stamped	C	5228435-1
Bulkhead	Gold	Gold	Gold	TEFLON	7.67 .302	2.79 .110	Die Cast	A	1274330-1

\* 5 leg design

**PC Board,  
Right-Angle Plug**



**Recommended  
PC Board Layouts**

**Plugs**

Center Contact Plating	Interface Body Plating	PCB Leg Plating	Dielectric	Dim. A	Dim. B	Style	Recommended PC Board Layout	Part No.
Gold	Nickel	Nickel	TEFLON	8.76 .345	2.79 .110	Die Cast	B	415380-1*
Gold	Nickel	Tin	TEFLON	8.76 .345	3.94 .155	Die Cast	A	5414338-1

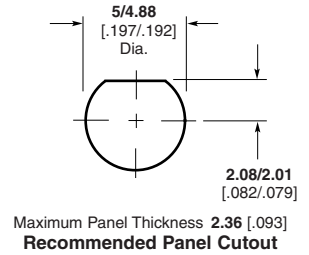
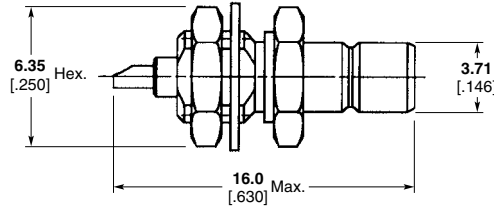
\* 5 leg design

TEFLON is a trademark of E.I. Dupont de Nemours and Company.

**Note:** Part Numbers are RoHS compliant except: ♦ Indicates non-RoHS compliant.

**SMB Connectors, 50 Ohm (Continued)**

**Bulkhead PC Board Jack,  
Solder Receptacle Kits**



**Kit Includes Lockwasher  
and Jam Nut**

**Lockwasher and Jam Nut**



Part No.  
415001-2

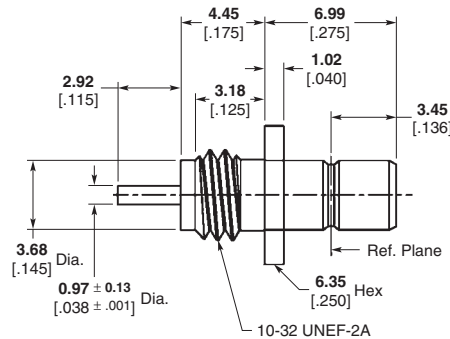


Part No.  
414969-2

Type	Center Contact Plating	Body Plating	Dielectric	Style	Kit Part No.
Front Mount	Gold	Nickel	TEFLON	MIL Type	228216-1*
Rear Mount	Gold	Nickel	TEFLON	MIL Type	228215-1*

\*includes Jam Nut and Lockwasher

**SMB Receptacle Jack**



Type	Center Contact Plating	Body Plating	Dielectric	Style	Part No.
Front Mount	Gold	Nickel	TEFLON	MIL Type	414895-1

TEFLON is a trademark of E.I. Dupont de Nemours and Company.

**Note:** Part Numbers are RoHS compliant except: ♦ Indicates non-RoHS compliant.

## SMB Connectors, Mini 75 Ohm

### Product Facts

- Industry standard for miniature 75 ohm SMB
- SMB offers snap-fit coupling for quick connect/disconnect
- Suitable for high density applications
- Fast easy cable assembly
- Low VSWR
- Connectors offer consistent mating and unmating forces
- Straight plugs and jacks are completely crimp terminated
- Low cost

Mini 75 ohm SMB connectors are ideally suited for circuit miniaturization in communication, broadband and switching equipment as well as a variety of other applications.

They offer the same low consistent mating/unmating force as Tyco Electronics standard SMB products and therefore, outer contact resistance values are maintained from connector to connector.

Standard military, commercial or Tyco Electronics tooling can be used to terminate these products. Cost effective assembly of the straight plugs is completed with a crimp center contact and hex crimp on the outer braid. Right-angle plugs have a hex crimp on the outer braid ferrule and bifurcated solder center contacts.



### Electrical Characteristics

**Impedance** — 75 ohms

**Frequency Range** — 0 to 4.0 GHz

**Insulation Resistance** — 1000 megohms

**Contact Current Rating** — 1.5 amps DC max.

### Mechanical Characteristics

**Engagement Forces** — Initial—14.0 lbs. [62.3 N] maximum engagement.  
After 500 matings, 14.0 lbs. [62.3 N] maximum engagement.  
Durability—500 cycles

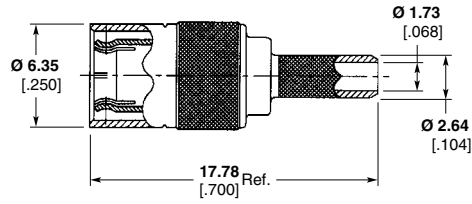
### Environmental Characteristics

**Temperature Rating** — -65°C to +165°C



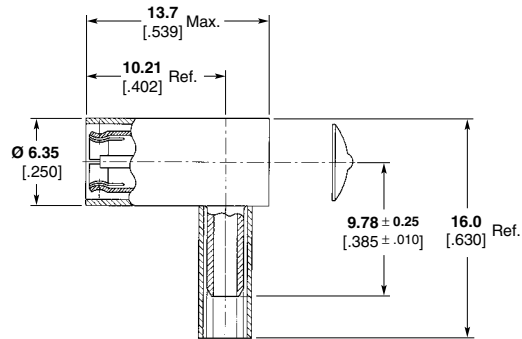
**SMB Connectors, Mini 75 Ohm (Continued)**

**Straight Plug**



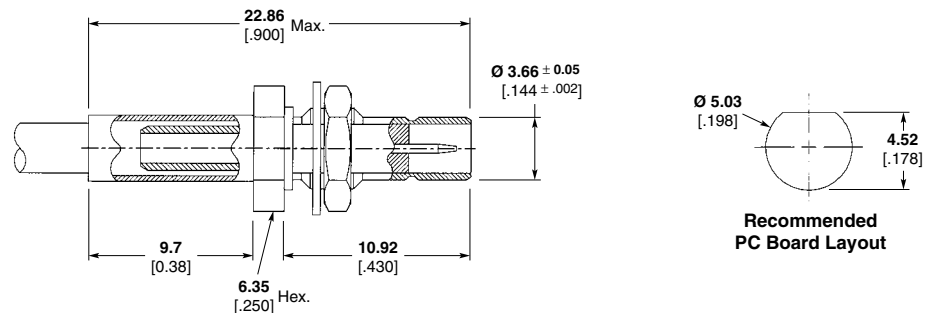
RG Cable	Center Contact Plating	Outer Contact Plating	Body Plating	Part No.
179, 187	Gold	Gold	Nickel	5415487-1
179, 187	Gold	Nickel	Nickel	5415487-2
RD 179	Gold	Nickel	Nickel	5415487-3

**Right-Angle Plug**



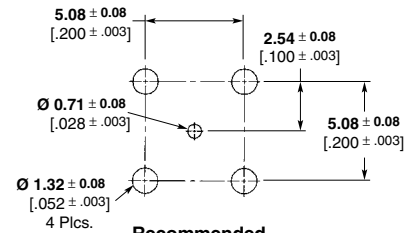
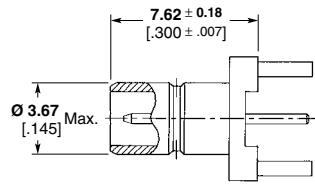
RG Cable	Center Contact Plating	Outer Contact Plating	Body Plating	Part No.
179, 187	Gold	Nickel	Nickel	5415484-1
179, 187	Gold	Gold	Nickel	5415484-2
RD 179	Gold	Gold	Nickel	5415484-3

**Bulkhead Jack**

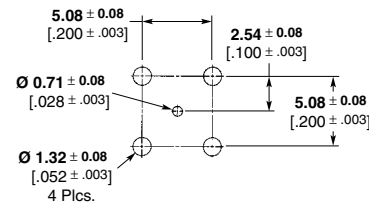
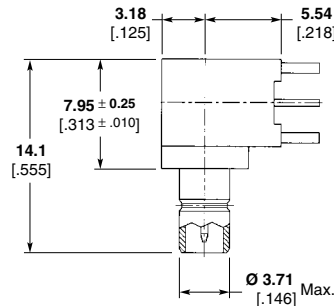


RG Cable	Center Contact Plating	Body Plating	Part No.
179, 187	Gold	Nickel	415500-1

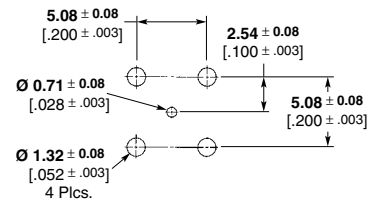
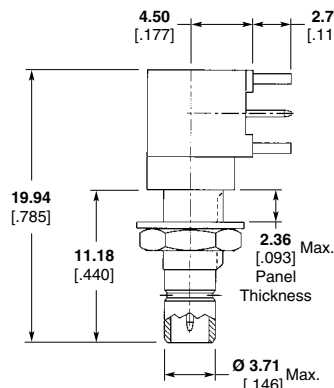
**Note:** Part Numbers are RoHS compliant except: ♦ Indicates non-RoHS compliant.

**SMB Connectors, Mini 75 Ohm (Continued)**
**Vertical PC Board Jacks**

**Recommended  
PC Board Layout**

Leg Length	Center Contact Plating	Body Plating	Part No.
2.11 .083	Gold	Gold Flash	415504-2
3.05 .120	Gold	Gold	415504-3
3.05 .120	Gold	Gold Flash	415504-4

**Right-Angle PC Board Jacks**

**Recommended  
PC Board Layout**

Leg Length	Center Contact Plating	Body Plating	Part No.
2.79 .110	Gold	Gold	415490-1
2.79 .110	Gold	Nickel	415490-2
2.11 .083	Gold	Gold	415490-3
2.11 .083	Gold	Nickel	415490-4

**Right-Angle PC Board Bulkhead Jacks**

**Recommended  
PC Board Layout**

Leg Length	Center Contact Plating	Body Plating	Part No.
2.79 .110	Gold	Nickel	415377-1
2.79 .110	Gold	Gold	415377-2
2.79 .110	Gold	Gold	415377-5*


**Note:** Part Numbers are RoHS compliant except: ♦ Indicates non-RoHS compliant.

\*Isolated.

## SMB Connectors, 75 Ohm BT 43 (SMZ)

### Product Facts

- Widely used in data transmission and telecommunication applications
- BT 43 connector developed from the SMB range and feature snap-on and latching variant
- Most BT 43 connectors are available as fully crimped connectors.
- BT 43 and 75  $\Omega$  connectors available in solder and crimp versions



The Tyco Electronics range of 75 ohm SMB (SMZ) connectors are designed to meet the increasing demands of the Telecommunications market, and are designed in accordance with BS9210 F0022.

### Specifications

- Max working voltage (dc)** — 500 V
- Max proof voltage (dc)** — 1.5 kV
- Contact resistance (inner)** — 5 milliohm
- Contact resistance (outer)** — 1 milliohm
- Bodies and other parts** — Brass

### Female center contacts —

Copper Alloy

### Male center contacts —

Copper Alloy

### Outer contacts — BeCu

### Plating —

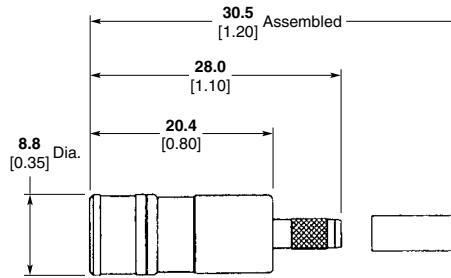
Contacts and critical surfaces — Gold

Other parts — Nickel

**Insulators** — P.T.F.E.

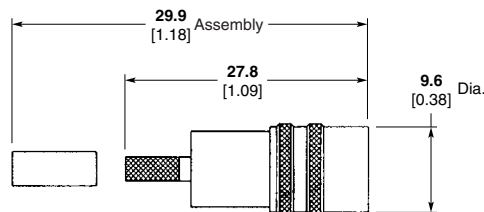
**SMB Connectors, 75 Ohm BT 43 (SMZ) (Continued)**

**Straight Plugs, Snap-On**



Cable Type	Termination Method		Body Plating	Part No.
	Inner	Outer		
RG 179B/U	Crimp	Crimp	Selective Gold	1311097-1
BT2002	Crimp	Crimp	Selective Gold	1311098-1

**Straight Plugs, Latching, Crimp/Crimp**

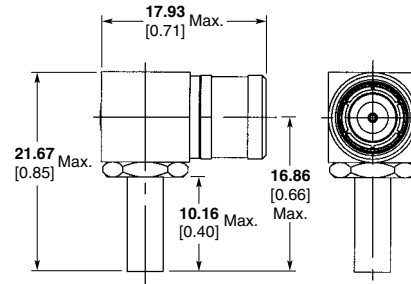


Cable Type	Body Plating	Part No
RG 179B/U	Selective Gold	1311099-1
BT2003	Selective Gold	1311100-1
BT2002	Selective Gold	1311101-1
BT2001	Selective Gold	1311696-1
BT3002, TZC75024	Selective Gold	1311102-1
RG 59B/U, RG 140/U, URM90	Selective Gold	1313507-1

**Note:** Part Numbers are RoHS compliant except: ♦ Indicates non-RoHS compliant.

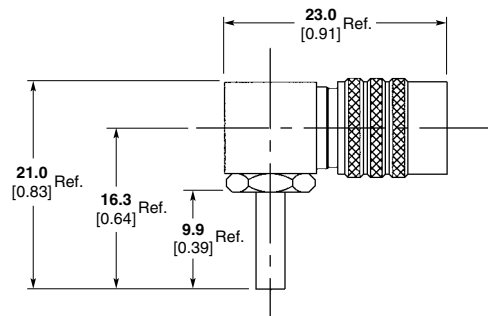
**SMB Connectors, 75 Ohm BT 43 (SMZ) (Continued)**

**Right-Angle Socket,  
Snap-On, Solder/Crimp**



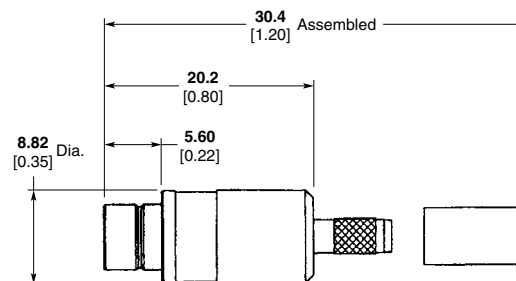
Cable Type	Body Plating	Part No
RG 179B/U	Selective Gold	<b>1311103-1</b>
BT3002, TZC75024	Selective Gold	<b>1311104-1</b>

**Right-Angle Socket,  
Latching, Solder/Crimp**



Cable Type	Body Plating	Part No
RG 179B/U	Selective Gold	<b>1311106-1</b>
BT2003	Selective Gold	<b>1311698-1</b>
BT3002, TZC75024	Selective Gold	<b>1311111-1</b>
RG 59B/U, RG 140/U	Selective Gold	<b>1313508-1</b>

**Straight Free Plug,  
Crimp/Crimp**

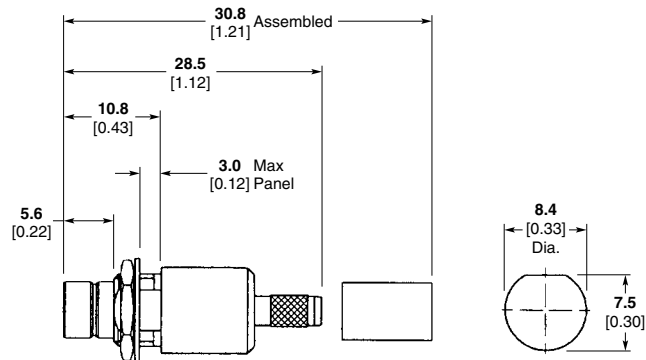


Cable Type	Body Plating	Part No
RG 179B/U	Selective Gold	<b>1408041-1</b>

**Note:** Part Numbers are RoHS compliant except: ♦ Indicates non-RoHS compliant.

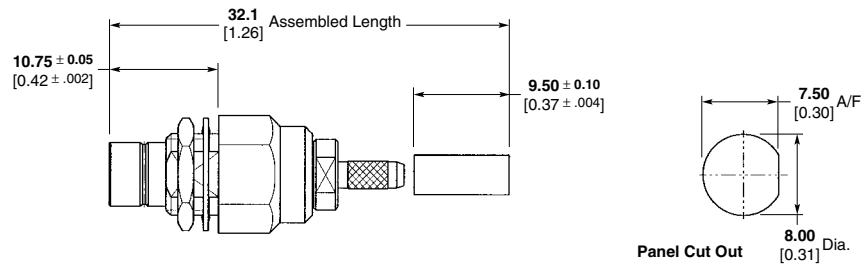
**SMB Connectors, 75 Ohm BT 43 (SMZ) (Continued)**

**Straight Bulkhead Plug**



**Mounting Detail**

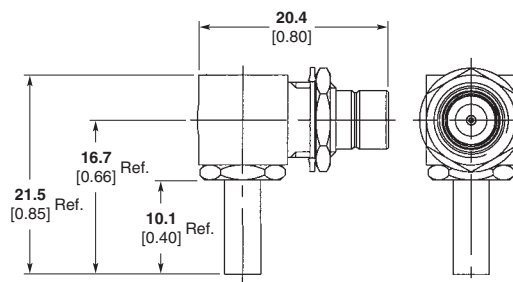
Cable Type	Termination Method		Body Plating	Part No.
	Inner	Outer		
RG 179B/U	Crimp	Crimp	Selective Gold	1311120-1
BT500B, BT2003, BT2003A	Crimp	Crimp	Selective Gold	1311701-1
BT3002, TZC75024	Crimp	Crimp	Selective Gold	1311122-1



**Panel Cut Out**

Cable Type	Termination Method		Body Plating	Part No.
	Inner	Outer		
3M: 043, 031C, CS4456, Gore: GCX	Crimp	Crimp	Selective Gold	1313511-1

**Right-Angle Bulkhead Plug,  
Solder/Crimp**

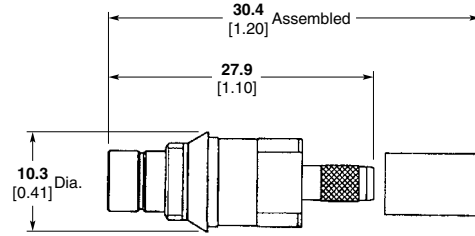


Cable Type	Body Plating	Part No
RG 179B/U	Selective Gold	1311115-1

**Note:** Part Numbers are RoHS compliant except: ♦ Indicates non-RoHS compliant.

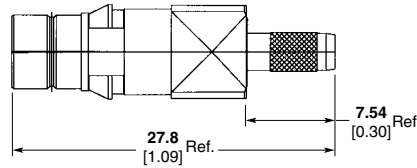
**SMB Connectors, 75 Ohm BT 43 (SMZ) (Continued)**

**DDF Plug, Crimp/Crimp**



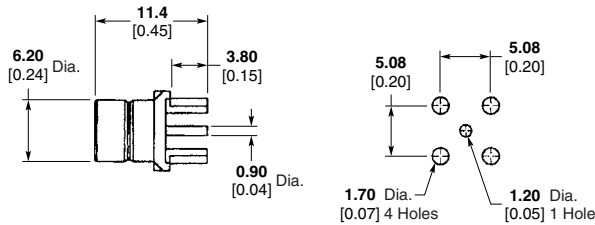
Cable Type	Body Plating	Part No
RG 179B/U	Selective Gold	1327083-1
BT2003	Selective Gold	1311117-1
BT2002	Selective Gold	1311700-1
B2001	Selective Gold	1313883-1
BT3002, TZC75024	Selective Gold	1311118-1
RG 59B/U, RG 140/U, URM90	Selective Gold	1313887-1

**DDF Plug, Crimp/Crimp**



Cable Type	Body Plating	Part No
RD179, 124431 (Filotex), 1366 (Orebro), K02253D-1, K02253-2 (Shuner)	Selective Gold	1314422-1

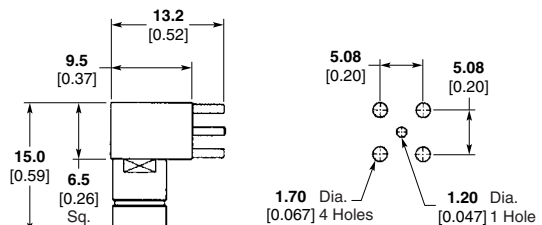
**PC Board Plug 43/1D**



Mounting Detail

Body Plating	Part No.
Selective Gold	1311125-1

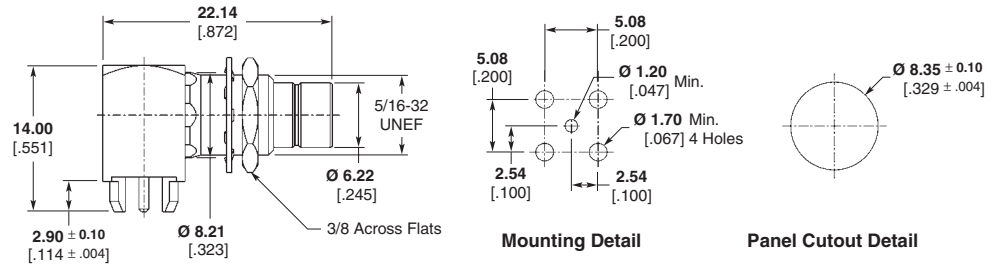
**PC Board Plug 43/1E**



Mounting Detail

Body Plating	Part No.
Selective Gold	1314103-1

**Right-Angle PC Board Plug**



Mounting Detail

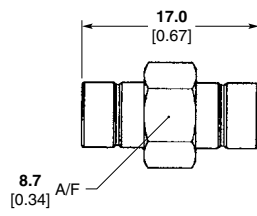
Panel Cutout Detail

Part No. 1314102-1

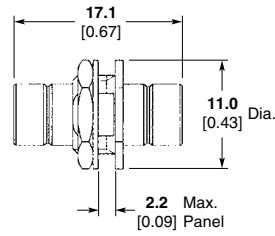
**Note:** Part Numbers are RoHS compliant except: ♦ Indicates non-RoHS compliant.

**SMB Connectors, 75 Ohm BT 43 (SMZ)** (Continued)

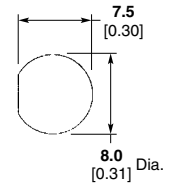
**Straight Adapter  
Plug-Plug**



Part No. 1313364-1



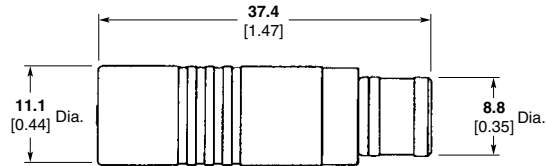
Part No. 1311127-1



Mounting Detail

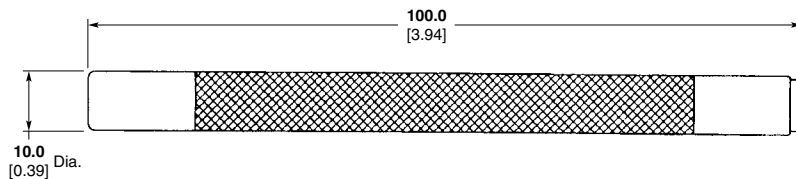
Body Plating	Part No.
Selective Gold	1313364-1
Selective Gold	1311127-1

**Tester 430A**



Body Plating	Part No.
Selective Plating	6-1311703-1

**Extraction Tool 65A**



Part No.
1311164-1 ◆

**Note:** Part Numbers are RoHS compliant except: ◆ Indicates non-RoHS compliant.



## SMB Connector Crimp Tooling

50 Ω/75 Ω

RG/U Cable	Commercial Connector Tooling						MIL Type Connector Tooling						
	Center Contact Crimp Tooling			Braid Crimp Tooling			Center Contact Crimp Tooling			Braid Crimp Tooling			
	Dies for Tyco Electronics PRO-CRIMPER Hand Tool Number	MIL-C-22520/2-01 Tool DANIELS* Positioner	Position	Dies for Tyco Electronics PRO-CRIMPER Hand Tool Number	MIL-C-22520/5-01 Tool DANIELS* Hex Crimp Die	Position	DANIELS* Hand Tool	DANIELS* Positioner Number	Selector Position	Dies for Tyco Electronics PRO-CRIMPER Hand Tool Number	DANIELS Hand Tool	Hex Die Across Flats	
178, 178A, 178B, 196, 196A	58489-1	Female-K699 Male-K727	4	58489-1	A&B	Y624	AFM8	Female-K699 Male-K727	4	58483-1	A	HX4-1637	2.67 .105
Double Braid 178, 196	—	—	—	—	—	—	AFM8	Female-K699 Male-K727	4	58483-1	B	HX4-1637	3.25 .128
174, 316 188, 188A	58489-1	Female-K699 Male-K727	4	58489-1	A	Y444	AFM8	Female-K699 Male-K727	4	58483-1	B	HX4-1637	3.25 .128
Double Braid 174, 316, 188	58489-1	Female-K699	4	58489-1	C	Y196 Location A	AFM8	Female-K699	4	58483-1	C	HX4-1637	3.84 .151
Double Braid 174, 316, 188	58489-1	Male-K727	4	58489-1	C	Y196 Location A	AFM8	Solder	—	58483-1	B	HX4-1637	3.25 .128
179, 179A 179B, 161, 187, 187A, BELDEN 9221	58489-1	Female-K699	4	58489-1	A	Y444	AFM8	Female-K699	4	58483-1	B	HX4-1637	3.25 .128
179, 179A 179B, 161, 187, 187A, BELDEN 9221	58489-1	Male-K727	4	58489-1	A	Y444	—	Solder	—	58483-1	B	HX4-1637	3.25 .128
180, 180A 180B	—	—	—	—	—	—	—	Solder	—	58483-1	C	HX4-1637	3.84 .151
<b>Mini SMB 75 ohm</b>													
179, 187	—	Female-K699	—	58483-1	B	HX4-1637	—	—	—	—	—	—	—
179, 187	—	Solder Center Contact	—	58483-1	B	HX4-1637	—	—	—	—	—	—	—

**Note:** All 75 ohm SMB connectors have a solder center contact.

\* DANIELS Manufacturing Corporation Telephone: 407-855-6161  
6103 Anno Avenue FAX: 407-855-6884  
Orlando, Florida 32809

**Note:** Equivalent military tool part numbers—  
M22520/5-01 – DANIELS Hand Tool HX4  
M22520/5-33 – DANIELS Die Set Y136  
M22520/5-37 – DANIELS Die Set Y138  
M22520/5-41 – DANIELS Die Set Y140  
M22520/5-03 – DANIELS Die Set Y196  
M22520/2-01 – DANIELS Hand Tool AFM8

BELDEN is a trademark of Belden Wire and Cable Company.

DANIELS is a trademark of Daniels Manufacturing Corporation.

**Note:** Part Numbers are RoHS compliant except: ♦ Indicates non-RoHS compliant.



Компания «ЭлектроПласт» предлагает заключение долгосрочных отношений при поставках импортных электронных компонентов на взаимовыгодных условиях!

Наши преимущества:

- Оперативные поставки широкого спектра электронных компонентов отечественного и импортного производства напрямую от производителей и с крупнейших мировых складов;
- Поставка более 17-ти миллионов наименований электронных компонентов;
- Поставка сложных, дефицитных, либо снятых с производства позиций;
- Оперативные сроки поставки под заказ (от 5 рабочих дней);
- Экспресс доставка в любую точку России;
- Техническая поддержка проекта, помощь в подборе аналогов, поставка прототипов;
- Система менеджмента качества сертифицирована по Международному стандарту ISO 9001;
- Лицензия ФСБ на осуществление работ с использованием сведений, составляющих государственную тайну;
- Поставка специализированных компонентов (Xilinx, Altera, Analog Devices, Intersil, Interpoint, Microsemi, Aeroflex, Peregrine, Syfer, Eurofarad, Texas Instrument, Miteq, Cobham, E2V, MA-COM, Hittite, Mini-Circuits, General Dynamics и др.);

Помимо этого, одним из направлений компании «ЭлектроПласт» является направление «Источники питания». Мы предлагаем Вам помощь Конструкторского отдела:

- Подбор оптимального решения, техническое обоснование при выборе компонента;
- Подбор аналогов;
- Консультации по применению компонента;
- Поставка образцов и прототипов;
- Техническая поддержка проекта;
- Защита от снятия компонента с производства.



#### Как с нами связаться

**Телефон:** 8 (812) 309 58 32 (многоканальный)

**Факс:** 8 (812) 320-02-42

**Электронная почта:** [org@eplast1.ru](mailto:org@eplast1.ru)

**Адрес:** 198099, г. Санкт-Петербург, ул. Калинина, дом 2, корпус 4, литера А.