THIS DRAWING IS UNPUBLISHED. RELEASED FOR PUBLICATION - ,- .
© COPYRIGHT - By - ALL RIGHTS RESERVED.

REVISIONS					
P	LTR	DESCRIPTION	DATE	DWN	APVD
	H1	REVISED PER ECO-16-012733	30AUG2016	NK	MM

1. ASSEMBLY MAY BE BROKEN TO THE DESIRED NUMBER OF POSITIONS
2. TRUE POSITION TOLERANCE OF THE POST TIPS APPLIES WHEN THE HEADER IS HELD FLAT AGAINST THE PRINTED CIRCUIT BOARD
3. THE NOTED DIMENSIONS APPLY AT THE INTERSECTION OF THE POST AND HOUSING
4. POST PLATING: 0.00762 [.000030] GOLD ON CONTACT AREA, .00254-0.00508 [.0000100-.0000200] MATTE TIN-LEAD ON SOLDER TAIL, ALL OVER 0.00127 [.000050] NICKEL.
5. HOUSING: LCP, COLOR-BLACK.
6. POST: COPPER ALLOY.
7. POST PLATING: 0.00762 [.000030] GOLD ON CONTACT AREA, .00254-0.00508 [.0000100-.0000200] MATTE TIN ON SOLDER TAIL, ALL OVER 0.00127 [.000050] NICKEL.
8. OBSOLETE PARTS: OBSOLETE CIS STREAMLINING PER D.RENAUD/D.SINISI

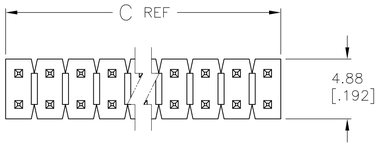

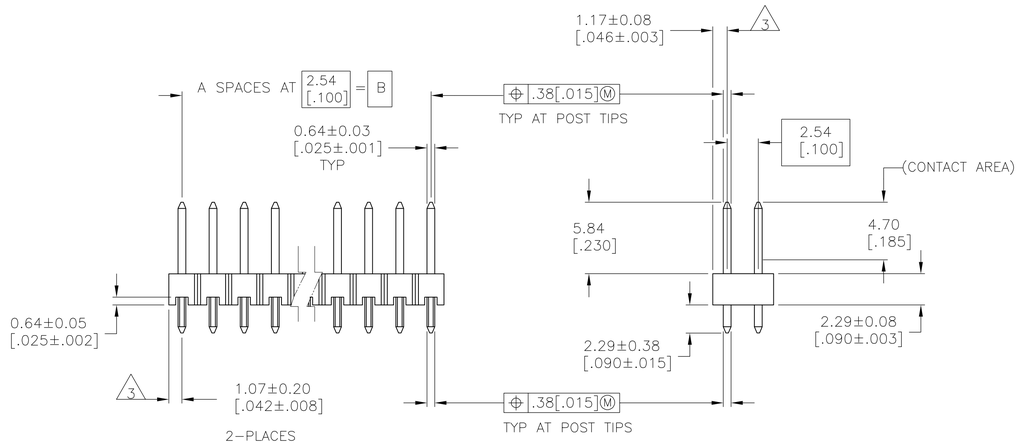

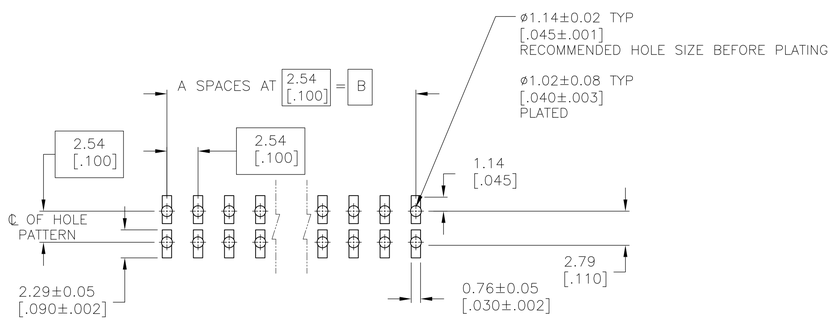

RECOMMENDED PC BOARD MOUNTING DIMENSIONS
FOR .063 [1.60] THICK PC BOARD AND
.012 [.305] STENCIL THICK

	7	101.19 [3.984]	99.06 [3.900]	39	80	9-146261-0		4	101.19 [3.984]	99.06 [3.900]	39	80	4-146261-0
8	7	98.65 [3.884]	96.52 [3.800]	38	78	~~8-146261-9~~	8	4	98.65 [3.884]	96.52 [3.800]	38	78	~~3-146261-9~~
8	7	96.11 [3.784]	93.98 [3.700]	37	76	~~8-146261-8~~	8	4	96.11 [3.784]	93.98 [3.700]	37	76	~~3-146261-8~~
8	7	93.57 [3.684]	91.44 [3.600]	36	74	~~8-146261-7~~	8	4	93.57 [3.684]	91.44 [3.600]	36	74	~~3-146261-7~~
8	7	91.03 [3.584]	88.90 [3.500]	35	72	~~8-146261-6~~	8	4	91.03 [3.584]	88.90 [3.500]	35	72	~~3-146261-6~~
	7	88.49 [3.484]	86.36 [3.400]	34	70	8-146261-5	8	4	88.49 [3.484]	86.36 [3.400]	34	70	~~3-146261-5~~
8	7	85.95 [3.384]	83.82 [3.300]	33	68	~~8-146261-4~~	8	4	85.95 [3.384]	83.82 [3.300]	33	68	~~3-146261-4~~
8	7	83.41 [3.284]	81.28 [3.200]	32	66	~~8-146261-3~~	8	4	83.41 [3.284]	81.28 [3.200]	32	66	~~3-146261-3~~
8	7	80.87 [3.184]	78.74 [3.100]	31	64	~~8-146261-2~~	8	4	80.87 [3.184]	78.74 [3.100]	31	64	~~3-146261-2~~
8	7	78.33 [3.084]	76.20 [3.000]	30	62	~~8-146261-1~~	8	4	78.33 [3.084]	76.20 [3.000]	30	62	~~3-146261-1~~
8	7	75.79 [2.984]	73.66 [2.900]	29	60	~~8-146261-0~~		4	75.79 [2.984]	73.66 [2.900]	29	60	3-146261-0
8	7	73.25 [2.884]	71.12 [2.800]	28	58	~~7-146261-9~~	8	4	73.25 [2.884]	71.12 [2.800]	28	58	~~2-146261-9~~
8	7	70.71 [2.784]	68.58 [2.700]	27	56	~~7-146261-8~~	8	4	70.71 [2.784]	68.58 [2.700]	27	56	~~2-146261-8~~
8	7	68.17 [2.684]	66.04 [2.600]	26	54	~~7-146261-7~~	8	4	68.17 [2.684]	66.04 [2.600]	26	54	~~2-146261-7~~
8	7	65.63 [2.584]	63.5 [2.500]	25	52	~~7-146261-6~~	8	4	65.63 [2.584]	63.5 [2.500]	25	52	~~2-146261-6~~
8	7	63.09 [2.484]	60.96 [2.400]	24	50	~~7-146261-5~~	8	4	63.09 [2.484]	60.96 [2.400]	24	50	~~2-146261-5~~
8	7	60.55 [2.384]	58.42 [2.300]	23	48	~~7-146261-4~~	8	4	60.55 [2.384]	58.42 [2.300]	23	48	~~2-146261-4~~
8	7	58.01 [2.284]	55.88 [2.200]	22	46	~~7-146261-3~~	8	4	58.01 [2.284]	55.88 [2.200]	22	46	~~2-146261-3~~
8	7	55.47 [2.184]	53.34 [2.100]	21	44	~~7-146261-2~~	8	4	55.47 [2.184]	53.34 [2.100]	21	44	~~2-146261-2~~
8	7	52.93 [2.084]	50.80 [2.000]	20	42	~~7-146261-1~~	8	4	52.93 [2.084]	50.80 [2.000]	20	42	~~2-146261-1~~
	7	50.39 [1.984]	48.26 [1.900]	19	40	7-146261-0		4	50.39 [1.984]	48.26 [1.900]	19	40	2-146261-0
8	7	47.85 [1.884]	45.72 [1.800]	18	38	~~6-146261-9~~	8	4	47.85 [1.884]	45.72 [1.800]	18	38	~~1-146261-9~~
8	7	45.31 [1.784]	43.18 [1.700]	17	36	~~6-146261-8~~	8	4	45.31 [1.784]	43.18 [1.700]	17	36	~~1-146261-8~~
8	7	42.77 [1.684]	40.64 [1.600]	16	34	~~6-146261-7~~		4	42.77 [1.684]	40.64 [1.600]	16	34	1-146261-7
8	7	40.23 [1.584]	38.10 [1.500]	15	32	~~6-146261-6~~	8	4	40.23 [1.584]	38.10 [1.500]	15	32	~~1-146261-6~~
	7	37.69 [1.484]	35.56 [1.400]	14	30	6-146261-5		4	37.69 [1.484]	35.56 [1.400]	14	30	1-146261-5
8	7	35.15 [1.384]	33.02 [1.300]	13	28	~~6-146261-4~~	8	4	35.15 [1.384]	33.02 [1.300]	13	28	~~1-146261-4~~
	7	32.61 [1.284]	30.48 [1.200]	12	26	6-146261-3		4	32.61 [1.284]	30.48 [1.200]	12	26	1-146261-3
8	7	30.07 [1.184]	27.94 [1.100]	11	24	~~6-146261-2~~	8	4	30.07 [1.184]	27.94 [1.100]	11	24	~~1-146261-2~~
8	7	27.53 [1.084]	25.40 [1.000]	10	22	~~6-146261-1~~	8	4	27.53 [1.084]	25.40 [1.000]	10	22	~~1-146261-1~~
	7	24.99 [.984]	22.86 [.900]	9	20	6-146261-0	8	4	24.99 [.984]	22.86 [.900]	9	20	~~1-146261-0~~
8	7	22.45 [.884]	20.32 [.800]	8	18	~~5-146261-9~~	8	4	22.45 [.884]	20.32 [.800]	8	18	~~146261-9~~
	7	19.91 [.784]	17.78 [.700]	7	16	5-146261-8		4	19.91 [.784]	17.78 [.700]	7	16	146261-8
	7	17.37 [.684]	15.24 [.600]	6	14	5-146261-7		4	17.37 [.684]	15.24 [.600]	6	14	146261-7
	7	14.83 [.584]	12.70 [.500]	5	12	5-146261-6		4	14.83 [.584]	12.70 [.500]	5	12	146261-6
	7	12.29 [.484]	10.16 [.400]	4	10	5-146261-5		4	12.29 [.484]	10.16 [.400]	4	10	146261-5
	7	9.75 [.384]	7.62 [.300]	3	8	5-146261-4	8	4	9.75 [.384]	7.62 [.300]	3	8	~~146261-4~~
	7	7.21 [.284]	5.08 [.200]	2	6	5-146261-3	8	4	7.21 [.284]	5.08 [.200]	2	6	~~146261-3~~
8	7	4.67 [.184]	2.54 [.100]	1	4	~~5-146261-2~~	8	4	4.67 [.184]	2.54 [.100]	1	4	~~146261-2~~
	7	2.13 [.084]	– [–]	0	2	5-146261-1	8	4	2.13 [.084]	– [–]	0	2	~~146261-1~~
	PLATING	C	B	A	NO. OF POSITIONS	PART NUMBER		PLATING	C	B	A	NO. OF POSITIONS	PART NUMBER

THIS DRAWING IS A CONTROLLED DOCUMENT.

DIMENSIONS: mm [INCHES]

TOLERANCES UNLESS OTHERWISE SPECIFIED:
0 PLC ± –
1 PLC ± –
2 PLC ± 0.51[.02]
3 PLC ± 0.127[.005]
4 PLC ± 0.0127[.0005]
ANGLES ± –

MATERIAL: HOUSING: 5 POST: 6
FINISH: SEE TABLE

DWN T. HOFFMAN 08-05-95
CHK G. DUBNICZKI 03-10-95
APVD G. DUBNICZKI 03-10-95
PRODUCT SPEC —
APPLICATION SPEC —
WEIGHT —

TE Connectivity

NAME: HEADER ASSEMBLY, MODII , BREAKAWAY, DOUBLE ROW, VERTICAL, HIGH TEMPERATURE

SIZE	CAGE CODE	DRAWING NO	RESTRICTED TO
A1	00779	C-146261	—

CUSTOMER DRAWING | SCALE 4:1 | SHEET 1 OF 1 | REV H1

Компания «ЭлектроПласт» предлагает заключение долгосрочных отношений при поставках импортных электронных компонентов на взаимовыгодных условиях!

Наши преимущества:

- Оперативные поставки широкого спектра электронных компонентов отечественного и импортного производства напрямую от производителей и с крупнейших мировых складов;
- Поставка более 17-ти миллионов наименований электронных компонентов;
- Поставка сложных, дефицитных, либо снятых с производства позиций;
- Оперативные сроки поставки под заказ (от 5 рабочих дней);
- Экспресс доставка в любую точку России;
- Техническая поддержка проекта, помощь в подборе аналогов, поставка прототипов;
- Система менеджмента качества сертифицирована по Международному стандарту ISO 9001;
- Лицензия ФСБ на осуществление работ с использованием сведений, составляющих государственную тайну;
- Поставка специализированных компонентов (Xilinx, Altera, Analog Devices, Intersil, Interpoint, Microsemi, Aeroflex, Peregrine, Syfer, Eurofarad, Texas Instrument, Miteq, Cobham, E2V, MA-COM, Hittite, Mini-Circuits,General Dynamics и др.);

Помимо этого, одним из направлений компании «ЭлектроПласт» является направление «Источники питания». Мы предлагаем Вам помощь Конструкторского отдела:

- Подбор оптимального решения, техническое обоснование при выборе компонента;
- Подбор аналогов;
- Консультации по применению компонента;
- Поставка образцов и прототипов;
- Техническая поддержка проекта;
- Защита от снятия компонента с производства.

Как с нами связаться

Телефон: 8 (812) 309 58 32 (многоканальный)
Факс: 8 (812) 320-02-42
Электронная почта: org@eplast1.ru
Адрес: 198099, г. Санкт-Петербург, ул. Калинина, дом 2, корпус 4, литера А.