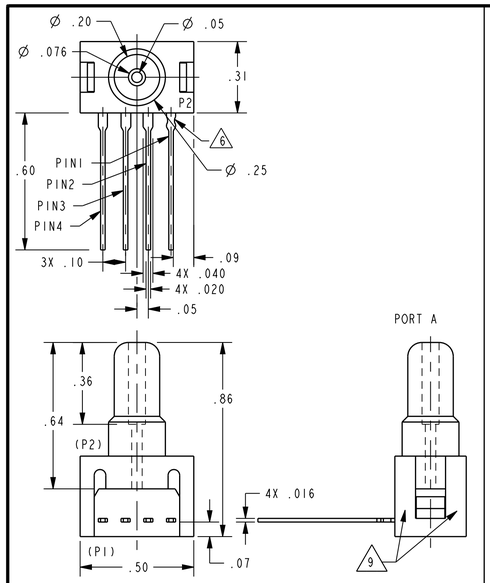

PORT A

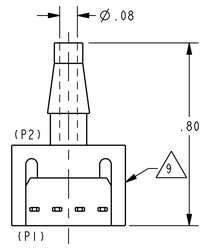

PORT B

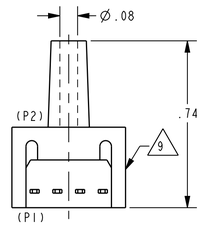

PORT C

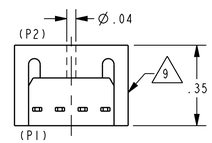

PORT D

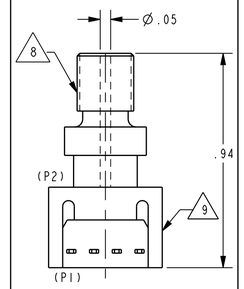

PORT M

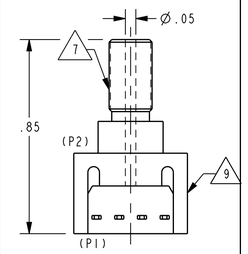

PORT H

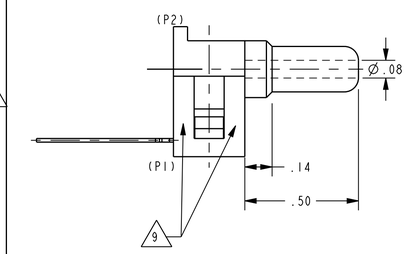

PORT I

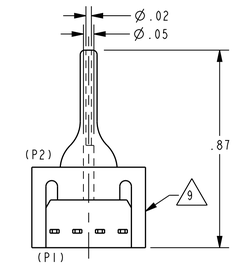

PORT J

CATALOG LISTING	BRAND DESIGNATION 9
24PCFFH6G	4FF6G
24PCEFH6G	4EF6G
24PCCFH6G	4CF6G
24PCEFA6G	4EF6G
24PCAFA6G	4AF6G
24PCBFA6G	4BF6G
24PCBFD6G	4BF6G
24PCBFH6G	4BF6G
24PCCFA6G	4CF6G
24PCDFA6G	4DF6G
24PCFFA6G	4FF6G
24PCEFD6G	4EF6G
24PCAFD6G	4AF6G
24PCAFB6G	4AF6G
24PCBFB6G	4BF6G
24PCCFB6G	4CF6G
24PCCFD6G	4CF6G
24PCDFB6G	4DF6G
24PCDFC6G	4DF6G
24PCDND6G	4DN6G
24PCFFB6G	4FF6G
24PCFFC6G	4FF6G
24PCFFD6G	4FF6G
24PCFFM6G	4FF6G
24PCFND6G	4FN6G
24PCGFA6G	4GF6G
24PCGFB6G	4GF6G
24PCGFH6G	4GF6G
24PCGFM6G	4GF6G
24PCGND6G	4GN6D
24PCGNH6G	4GN6G
24PCEFJ6G	4EF6G
24PCAND6G	4AN6G
24PCBND6G	4BN6G
24PCDFD6G	4DF6G
24PCAFH6G	4AF6G
24PCEFM6G	4EF6G
24PCCFM6G	4CF6G
24PCAFJ6G	4AF6G
24PCDFH6G	4DF6G

24PC___6G

- STYLE
  - (G) GAGE
- TERMINATION
  - (6) 1 X 4 (.60 IN.)
- PORT
  - (A) STRAIGHT
  - (B) BARB
  - (C) LUER
  - (D) MODULAR
  - (M) 1/4-28 THREAD
  - (H) 5mm THREAD
  - (I) 90°
  - (J) SMALL NEEDLE
  - (K) -90°
- SEAL
  - (F) FLUOROSILICONE (50 DURO)
  - (N) NEOPRENE
- PRESSURE
  - (A) 1 PSI
  - (B) 5 PSI
  - (C) 15 PSI
  - (D) 30 PSI
  - (E) .5 PSI
  - (F) 100 PSI
  - (G) 250 PSI

GENERAL OPERATING CHARACTERISTICS
(ELECTRICAL PERFORMANCE AT 10.00±0.01 VDC EXCITATION, 25°C)

PARAMETERS	PRESSURE RANGES (PSI)	MIN	TYP	MAX	UNITS
NULL OFFSET	ALL	-30	0	+30	mV
NULL SHIFT 2 0° TO 25°C OR 25° TO 50°C			±1.0		
SPAN 1	0 TO .5 G	25	35	45	
	0 TO 1 G	30	45	60	
P2 > P1	0 TO 5 G	85	115	145	
	0 TO 15 G	165	225	285	
	0 TO 30 G	240	330	420	
	0 TO 100 G	156	225	294	
	0 TO 250 G	144	212	280	
SENSITIVITY SHIFT 2					
0° TO 25°C OR 25° TO 50°C	ALL				
P2 > P1					%SPAN
AT 10 VDC			±5.0		
AT 2 mA					
LINEARITY P2 > P1	ALL		.2	1.0	
(BFSL) P1 > P2					
REPEATABILITY & HYSTERESIS			±.5		
STABILITY OVER 1 YEAR	ALL				
EXCITATION VOLTAGE			±1.5		
INPUT RESISTANCE		4.0K	5.0K	6.0K	OHMS
OUTPUT RESISTANCE		4.0K	5.0K	6.0K	OHMS
(P1 > P2) (P2 > P1)	0 TO .5 G			20	PSI
OVERPRESSURE AT 25°C	0 TO 1 G			20	
	0 TO 5 G			20	
	0 TO 15 G			45	
	0 TO 30 G			60	
	0 TO 100 G			200	
	0 TO 250 G			500	
TEMPERATURE					
STORAGE	ALL	-55° TO +100°C (-67°F TO +212°F)			
OPERATE		-40° TO +85°C (-40°F TO +185°F)			

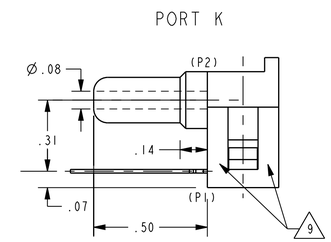

PORT K

CIRCUIT DIAGRAM

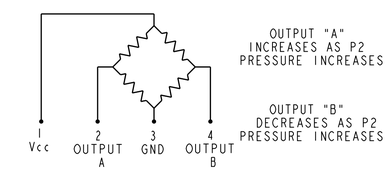

METRIC	INCHES
0,41	.016
0,51	.020
1,02	.040
1,3	.05
1,8	.07
2,0	.08
2,3	.09
2,5	.10
3,6	.14
5,1	.20
6,4	.25
7,9	.31
8,9	.35
12,7	.50
15,3	.60
18,8	.74
20,4	.80
21,6	.85
21,8	.86
22,1	.87
23,9	.94

NOTES

1. SPAN IS THE ALGEBRAIC DIFFERENCE BETWEEN END POINTS (OUTPUT AT MINIMUM AND MAXIMUM PRESSURE)
2. TEMPERATURE ERROR IS CALCULATED WITH RESPECT TO 25°C AND EXPRESSES THE DEVIATION THAT COULD OCCUR AS TEMPERATURE IS RAISED OR LOWERED TO LIMITS INDICATED
3 - INPUT MEDIA LIMITED ONLY TO THOSE MATERIALS THAT WILL NOT ATTACK POLYESTER, SILICON, BUNA-N OR FLUROSILICONE
4 - TERMINALS ARE PLATED FOR SOLDERING
5 - LIMIT SOLDERING TO 315° FOR 10 SECONDS MAX
6. PIN 1 IS IDENTIFIED BY NOTCH IN LEAD
7. M5 THREADED PRODUCT:
   RECOMMENDED TORQUE FOR SEALING: 4 IN-LBS
   DO NOT EXCEED 6 IN-LBS OF TORQUE
   SIZE 007 O-RING
   O-RING COUNTERBORE DIMENSIONS: Ø.300±.003 X ↧.040
8. 1/4-28 UNF THREADED PRODUCT:
   RECOMMENDED TORQUE FOR SEALING: 8 IN-LBS
   DO NOT EXCEED 12 IN-LBS OF TORQUE
   SIZE 009 O-RING
   O-RING COUNTERBORE DIMENSIONS: Ø.360±.003 X ↧.040±.002
9. BRAND 5 DIGIT LISTING AND 6 DIGIT DATE CODE (YYYYWW). ALTERNATE FORMAT OF CATALOG LISTING BRAND IS THE ENTIRE CATALOG LISTING

ANSI Y14.5M-1982 APPLIES

THIS DRAWING COVERS A PROPRIETARY ITEM AND IS THE PROPERTY OF MICRO SWITCH. A DIVISION OF HONEYWELL. THIS DRAWING IS NOT TO BE COPIED OR USED WITHOUT THE APPROVAL OF MICRO SWITCH.

FED. MFG. CODE 91929
MICRO SWITCH a Honeywell Division

BRIDGE PRESSURE SENSOR

CATALOG LISTING
24PC SERIES CHART 5

THIRD ANGLE PROJECTION
SCALE 3 : 1
DO NOT SCALE PRINT

UNLESS OTHERWISE SPECIFIED TOLERANCES ARE

ONE PLACE	(.0)	±.030
TWO PLACE	(.00)	±.015
THREE PLACE	(.000)	±.005
ANGLES		±

WEIGHT 2 OZ.

M 24PC SERIES CHART 5 | PAGE 1 OF 1 | RELEASE NO. PR-20112 | REPLACES -
DRAWING NUMBER 27 | ISSUE CMH | 17DEC12 | CHECK | REVISIONS
H 0013886 CMH 28JUN05 | J 0016693 RS 11NOV05 | K 0026116 RS 07NOV06 | L 0027595 RS 12JAN07 | M 0034073 CH 26SEP07 | N 0096649 RS 17DEC12
28JUN05 | AK | CHECK | 23JAN01 | SAV | CHECK | 23JAN01 | 2D | PTC/CAD | DRAWN S A V 23JAN01

Компания «ЭлектроПласт» предлагает заключение долгосрочных отношений при поставках импортных электронных компонентов на взаимовыгодных условиях!

Наши преимущества:

- Оперативные поставки широкого спектра электронных компонентов отечественного и импортного производства напрямую от производителей и с крупнейших мировых складов;
- Поставка более 17-ти миллионов наименований электронных компонентов;
- Поставка сложных, дефицитных, либо снятых с производства позиций;
- Оперативные сроки поставки под заказ (от 5 рабочих дней);
- Экспресс доставка в любую точку России;
- Техническая поддержка проекта, помощь в подборе аналогов, поставка прототипов;
- Система менеджмента качества сертифицирована по Международному стандарту ISO 9001;
- Лицензия ФСБ на осуществление работ с использованием сведений, составляющих государственную тайну;
- Поставка специализированных компонентов (Xilinx, Altera, Analog Devices, Intersil, Interpoint, Microsemi, Aeroflex, Peregrine, Syfer, Eurofarad, Texas Instrument, Miteq, Cobham, E2V, MA-COM, Hittite, Mini-Circuits,General Dynamics и др.);

Помимо этого, одним из направлений компании «ЭлектроПласт» является направление «Источники питания». Мы предлагаем Вам помощь Конструкторского отдела:

- Подбор оптимального решения, техническое обоснование при выборе компонента;
- Подбор аналогов;
- Консультации по применению компонента;
- Поставка образцов и прототипов;
- Техническая поддержка проекта;
- Защита от снятия компонента с производства.

Как с нами связаться

Телефон: 8 (812) 309 58 32 (многоканальный)
Факс: 8 (812) 320-02-42
Электронная почта: org@eplast1.ru
Адрес: 198099, г. Санкт-Петербург, ул. Калинина, дом 2, корпус 4, литера А.