


# GIGABIT (10/100/1000 BASE-T QUAD- & DUAL-TRANSFORMER MODULES AND UNFILTERED CONNECTORS

Designed to Support PoE, Auto MDIX



- ⚙️ World's smallest Gigabit Quad- and Dual-isolation transformer modules
- ⚙️ All pairs are symmetrical and balanced
- ⚙️ Reliable surface mount ball grid array
- ⚙️ Compact footprint, reduced board space
- ⚙️ Designed to fit behind 2x2 connectors
- ⚙️ RoHS-6 peak reflow temperature rating 245°C

## Electrical Specifications @ 25°C — Operating Temperature 0°C to 70°C

RoHS-6 Compliant Part Number	Number of Ports	Insertion Loss (dB MAX)	Return Loss (dB MIN)					Differential to Common Mode Rejection (dB MIN)			Crosstalk (dB MIN)			Hipot (Vrms)
			1-100 MHz	1-30 MHz	40 MHz	50 MHz	60-80 MHz	100 MHz	30 MHz	60 MHz	100 MHz	30 MHz	60 MHz	
H5200NL	2	1	-18	-18	-16	-12	-10	-43	-37	-33	-43	-37	-33	1500
H5201NL	2	1	-18	-18	-16	-12	-10	-43	-37	-33	-43	-37	-33	1500
H5400NL	4	1	-18	-18	-16	-12	-10	-43	-37	-33	-43	-37	-33	1500
H5401NL	4	1	-18	-18	-16	-12	-10	-43	-37	-33	-43	-37	-33	1500
HX5200NL	2	1	-18	-18	-16	-12	-10	-43	-37	-33	-43	-37	-33	1500
HX5201NL	2	1	-18	-18	-16	-12	-10	-43	-37	-33	-43	-37	-33	1500
HX5400NL	4	1	-18	-18	-16	-12	-10	-43	-37	-33	-43	-37	-33	1500
HX5401NL	4	1	-18	-18	-16	-12	-10	-43	-37	-33	-43	-37	-33	1500

1. MSL = Moisture Sensitivity Level: 1
2. Second level mechanical shock test, mounted to 4 layer FR-4 PCB (passed 500g in 5-axis)
3. HX = operating temperature: -40°C to +85°C (extended temperature)

## Connector Mechanical Specifications--Operating Temperature -40°C to 85°C

RoHS-6	Mounting, Tab Position	Number of Ports	Package Dimensions L/W/H (mm)	Solder Temperature (35 seconds)	LED Option	Plating
E6588-22A225-L	THT, Tab Down	1x2	31.24 / 21.35 / 13.6	230°C - 250°C	No LED's	Gold Plating Over Nickel
E6588-22C244-L	THT, Tab Down	1x4	59.18 / 21.35 / 13.6	230°C - 250°C	No LED's	Gold Plating Over Nickel
E6588-A5N125-L	THT, Tab Up/Down	2x2	25.35 / 31.24 / 25.3	230°C - 250°C	No LED's	Gold Plating Over Nickel
E6588-A59125-L	THT, Tab Up/Down	2x4	59.18 / 28.35 / 25.3	230°C - 250°C	No LED's	Gold Plating Over Nickel

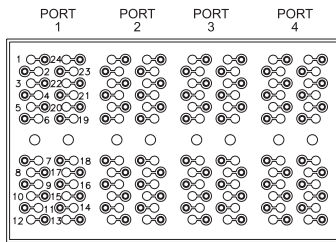
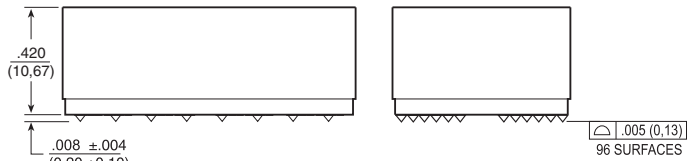
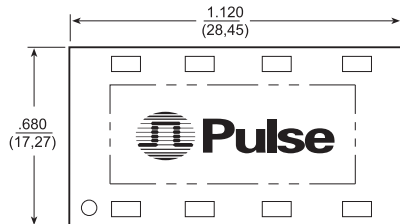
# GIGABIT (10/100/1000 BASE-T QUAD- & DUAL-TRANSFORMER MODULES AND UNFILTERED CONNECTORS

Designed to Support PoE, Auto MDIX

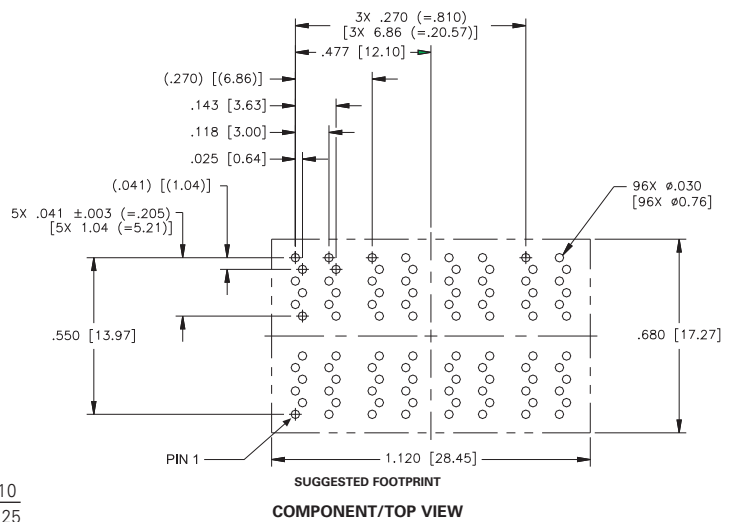


## Mechanicals

### H5400NL, H5401NL, HX5400NL, HX5401NL



PIN NUMBERING  
BOTTOM VIEW

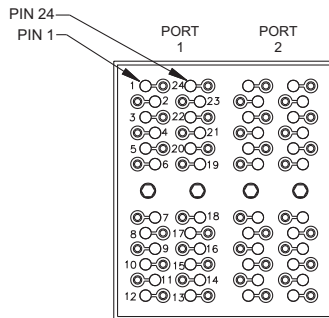
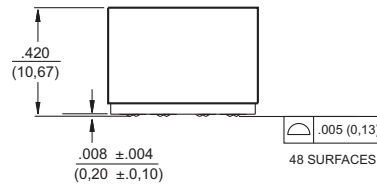
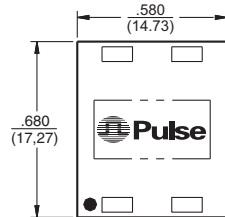


Weight . . . . . 10 grams

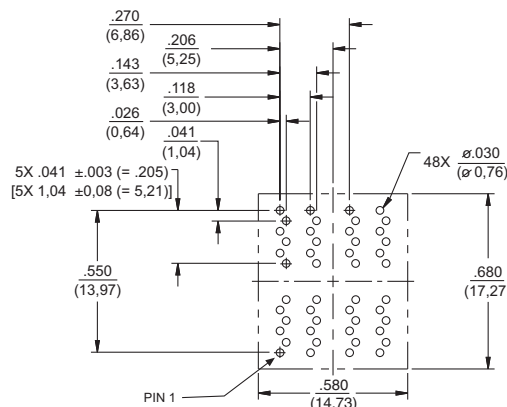
Tray . . . . . 300

Dimensions:  $\frac{\text{Inches}}{\text{mm}}$  Unless otherwise specified, all tolerances are  $\pm \frac{.010}{0,25}$

### H5200NL, H5201NL, HX5200NL, HX5201NL



PIN NUMBERING  
BOTTOM VIEW



Weight . . . . . 5 grams

Tray . . . . . 600

Dimensions:  $\frac{\text{Inches}}{\text{mm}}$  Unless otherwise specified, all tolerances are  $\pm \frac{.010}{0,25}$

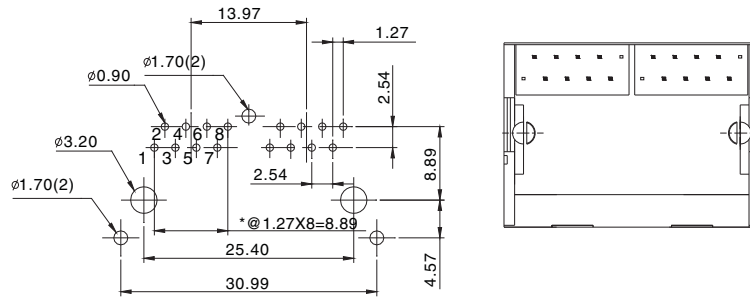
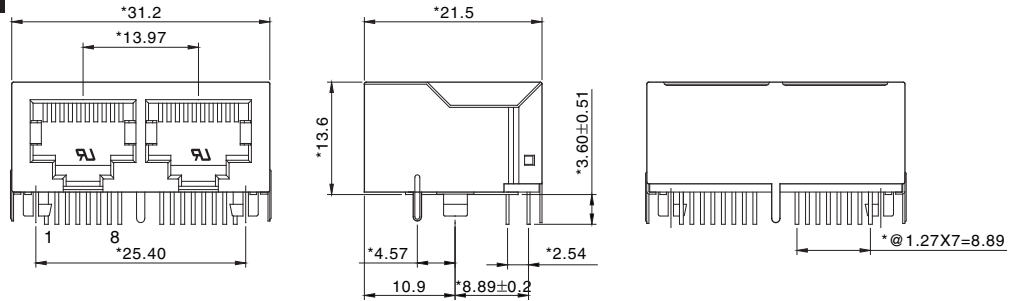
# GIGABIT (10/100/1000 BASE-T QUAD- & DUAL-TRANSFORMER MODULES AND UNFILTERED CONNECTORS

Designed to Support PoE, Auto MDIX



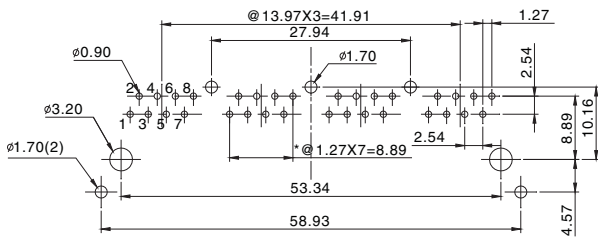
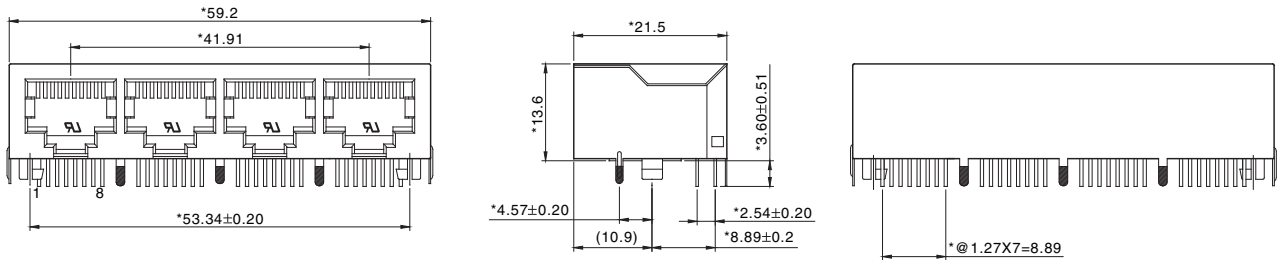
## Mechanicals (continued)

**E6588-22A225-L**



PC Board Layout  
Component Side Shown

**E6588-22C244-L**



PC Board Layout  
Component Side Shown



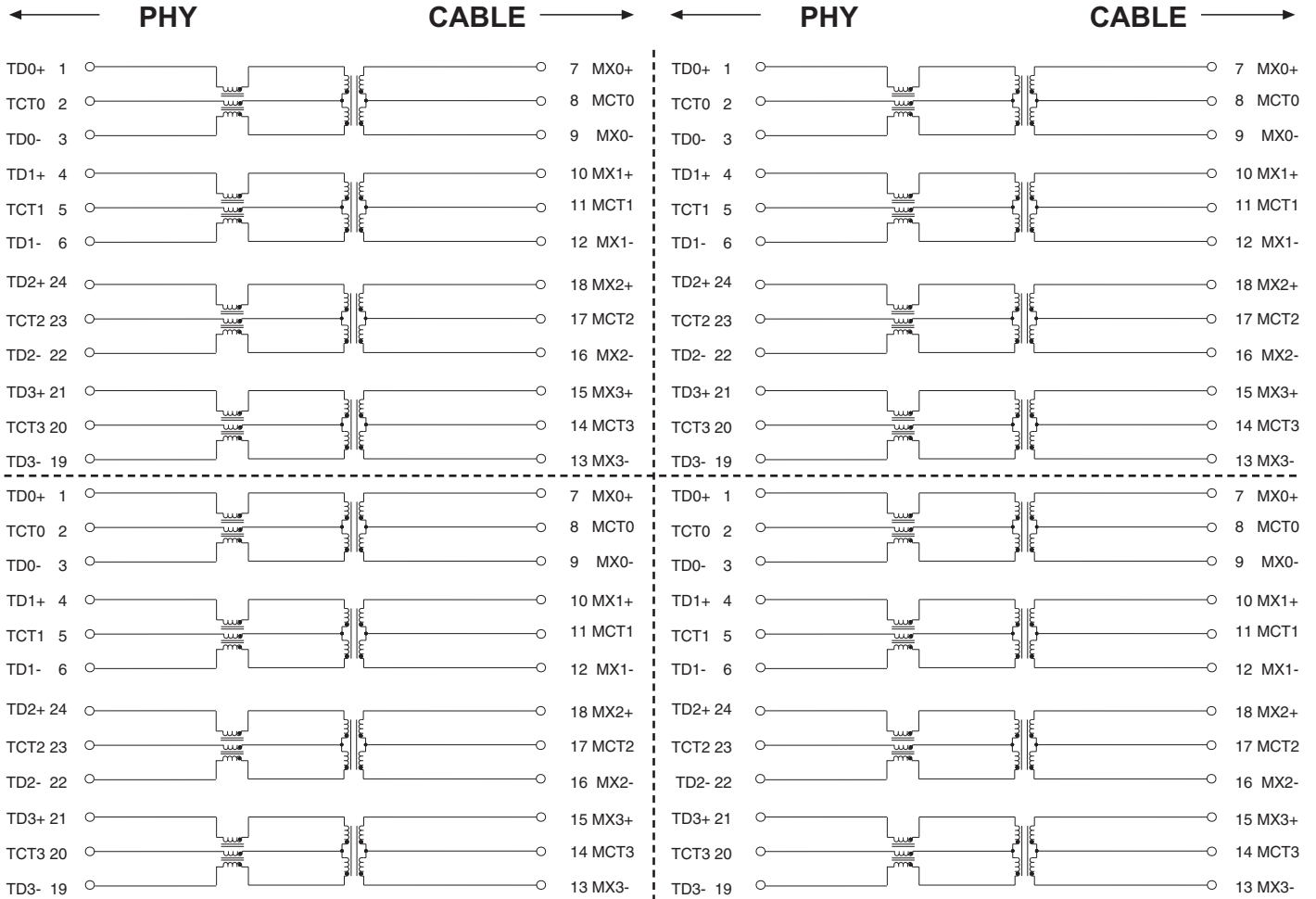
# GIGABIT (10/100/1000 BASE-T QUAD- & DUAL-TRANSFORMER MODULES AND UNFILTERED CONNECTORS

Designed to Support PoE, Auto MDIX



## Schematics

H5400NL, HX5400NL



Schematics for quad ports

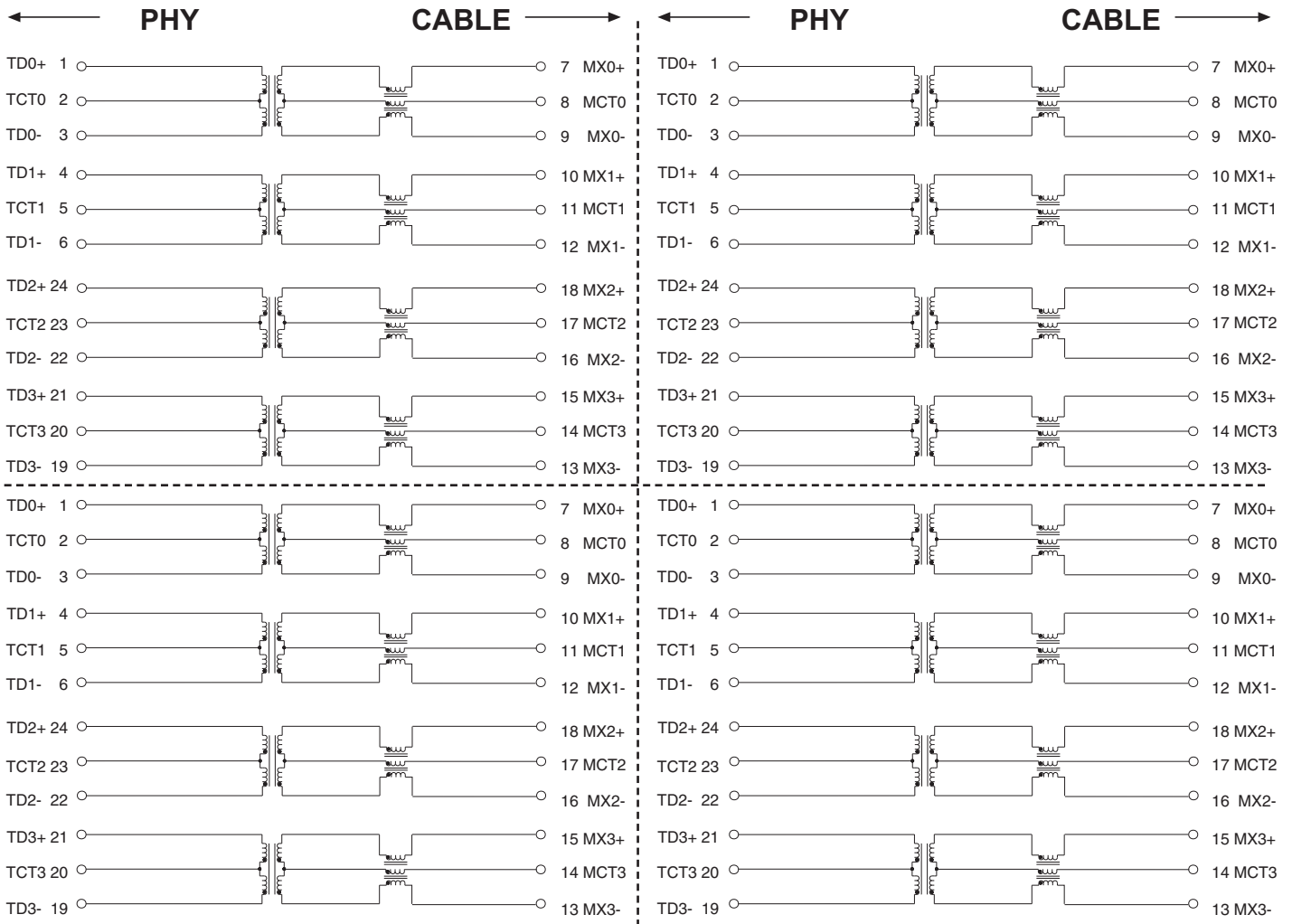
# GIGABIT (10/100/1000 BASE-T QUAD- & DUAL-TRANSFORMER MODULES AND UNFILTERED CONNECTORS

Designed to Support PoE, Auto MDIX



## Schematics (continued)

H5401NL, HX5401NL



Schematics for quad ports

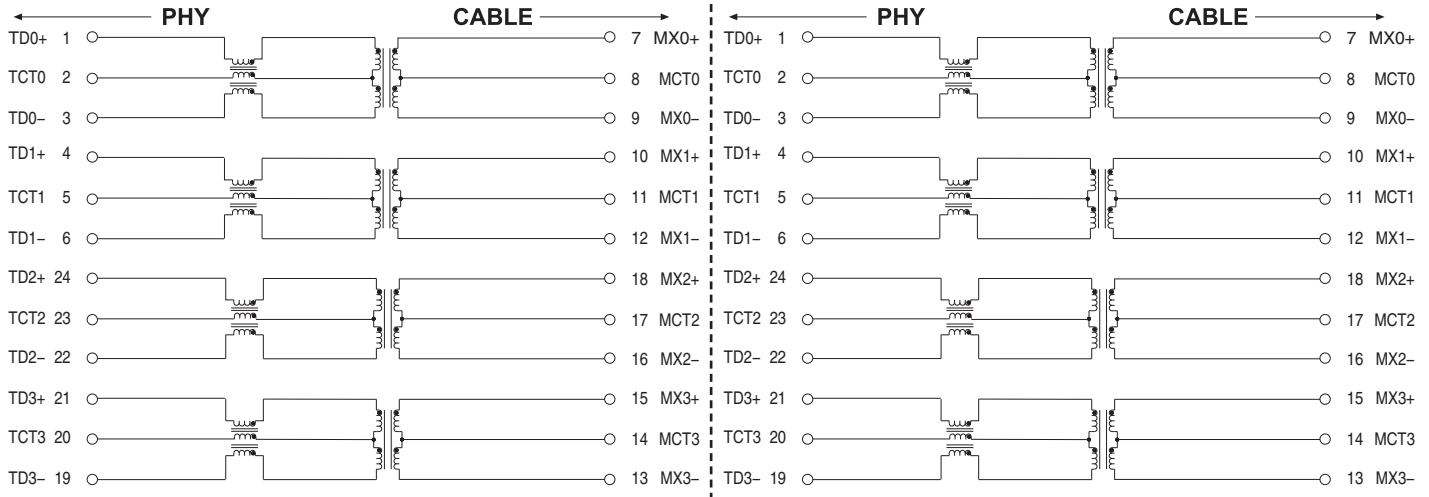
# GIGABIT (10/100/1000 BASE-T QUAD- & DUAL-TRANSFORMER MODULES AND UNFILTERED CONNECTORS

Designed to Support PoE, Auto MDIX



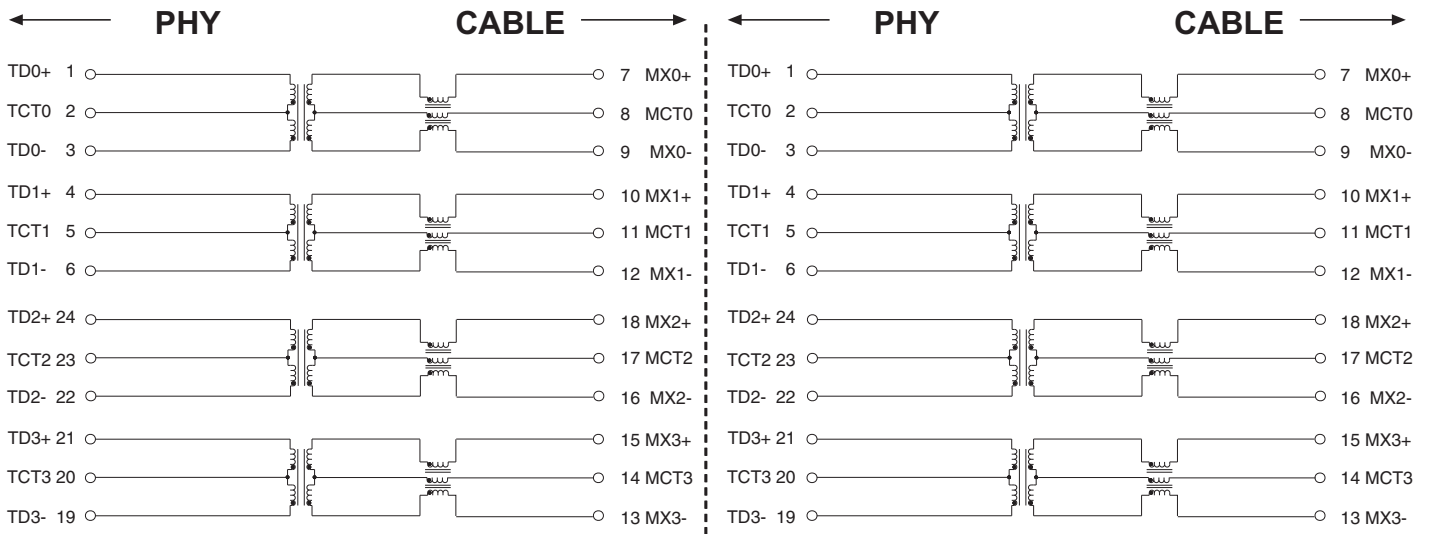
## Schematics (continued)

### H5200NL, HX5200NL



Schematics for dual ports

### H5201NL, HX5201NL



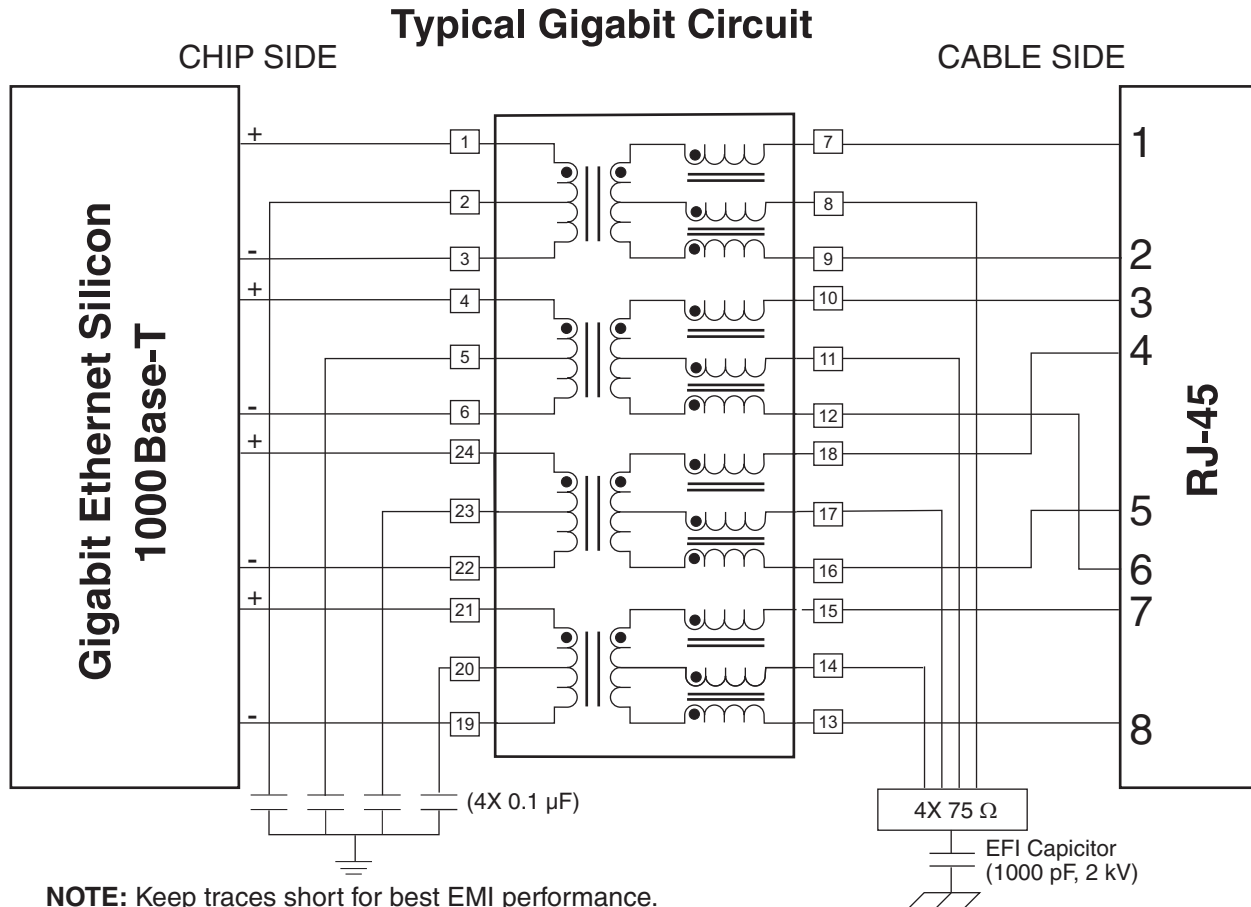
Schematics for dual ports

# GIGABIT (10/100/1000 BASE-T QUAD- & DUAL-TRANSFORMER MODULES AND UNFILTERED CONNECTORS

Designed to Support PoE, Auto MDIX



## Application Circuit



### For More Information:

#### Pulse Worldwide Headquarters

12220 World Trade Dr.  
San Diego, CA 92128  
U.S.A.

[www.pulseeng.com](http://www.pulseeng.com)

Tel: 858 674 8100  
Fax: 858 674 8262

#### Pulse Europe

Einsteinstrasse 1  
D-71083 Herrenberg  
Germany

Tel: 49 7032 7806 0

Fax: 49 7032 7806 135

#### Pulse China Headquarters

B402, Shenzhen Academy of  
Aerospace Technology Bldg.  
10th Kejinan Rd.  
High-Tech Zone  
Nanshan District  
Shenzhen, R. O. China 518057

TEL: 86 755 33966678

FAX: 86 755 33966700

#### Pulse North China

Room 1503  
XinYin Building  
No. 888 YiShan Rd.  
Shanghai 200233  
China

Tel: 86 21 54643211/2

Fax: 86 21 54643210

#### Pulse South Asia

135 Joo Seng Rd.  
#03-02  
PM Industrial Bldg.  
Singapore 368363

TEL: 65 6287 8998

FAX: 65 6280 0080

#### Pulse North Asia

No. 26, Kao Ching Rd.  
Yang Mei Chen  
Taoyuan Hsien  
Taiwan  
R. O. C.

Tel: 886 3 4643715

Fax: 886 3 4641911

Performance warranty of products offered on this data sheet is limited to the parameters specified. Data is subject to change without notice. Other brand and product names mentioned herein may be trademarks or registered trademarks of their respective owners.

© Copyright, 2010. Pulse Engineering, Inc. All rights reserved.





Компания «ЭлектроПласт» предлагает заключение долгосрочных отношений при поставках импортных электронных компонентов на взаимовыгодных условиях!

Наши преимущества:

- Оперативные поставки широкого спектра электронных компонентов отечественного и импортного производства напрямую от производителей и с крупнейших мировых складов;
- Поставка более 17-ти миллионов наименований электронных компонентов;
- Поставка сложных, дефицитных, либо снятых с производства позиций;
- Оперативные сроки поставки под заказ (от 5 рабочих дней);
- Экспресс доставка в любую точку России;
- Техническая поддержка проекта, помощь в подборе аналогов, поставка прототипов;
- Система менеджмента качества сертифицирована по Международному стандарту ISO 9001;
- Лицензия ФСБ на осуществление работ с использованием сведений, составляющих государственную тайну;
- Поставка специализированных компонентов (Xilinx, Altera, Analog Devices, Intersil, Interpoint, Microsemi, Aeroflex, Peregrine, Syfer, Eurofarad, Texas Instrument, Miteq, Cobham, E2V, MA-COM, Hittite, Mini-Circuits, General Dynamics и др.);

Помимо этого, одним из направлений компании «ЭлектроПласт» является направление «Источники питания». Мы предлагаем Вам помощь Конструкторского отдела:

- Подбор оптимального решения, техническое обоснование при выборе компонента;
- Подбор аналогов;
- Консультации по применению компонента;
- Поставка образцов и прототипов;
- Техническая поддержка проекта;
- Защита от снятия компонента с производства.



#### Как с нами связаться

**Телефон:** 8 (812) 309 58 32 (многоканальный)

**Факс:** 8 (812) 320-02-42

**Электронная почта:** [org@eplast1.ru](mailto:org@eplast1.ru)

**Адрес:** 198099, г. Санкт-Петербург, ул. Калинина, дом 2, корпус 4, литера А.