

# Type 4X Stainless Steel Wallmount Enclosure *Eclipse*

## Series

### Hinge Door with Quarter Turn/Handle



## Application

- Designed to enclose electrical and/or electronic equipment and protect against harsh, industrial environments for wallmount applications.
- Impressive styling features like hidden hinges and attractive latching systems make the Eclipse a suitable addition to any high-tech equipment installation.
- A wide range of sizes and practical accessories make this product line a complete package.

## Standards

- UL 508 Type 3R, 4, 4X and 12
- CSA Type 3R, 4, 4X and 12
- Complies with
  - NEMA 3R, 4, 4X, 12 and 13
  - IEC 60529, IP 66

## Construction

- Formed 14 or 16 gauge 304 or 316 stainless steel.
- Continuously welded seams ground smooth.
- Door stiffeners are provided where required for increased strength and rigidity - designed to also permit additional mounting options.
- Formed lip on enclosure to exclude flowing liquids and contaminants.
- Door latches feature the added safety of quarter turn slot requiring use of tool for opening.
- Doors may be easily removed for modifications and are interchangeable.
- Seamless poured-in place gasket.
- Collar studs provided for mounting inner panel.
- Includes hardware kit with panel mounting nuts and sealing washers for wall mounting holes.
- Bonding stud provided on door and grounding stud installed in enclosure.
- Stainless steel 3 point latching handle (where applicable).
- Stainless steel hinge pins and quarter turns.
- Door alignment guide provided on 36" wide enclosures.

## Finish

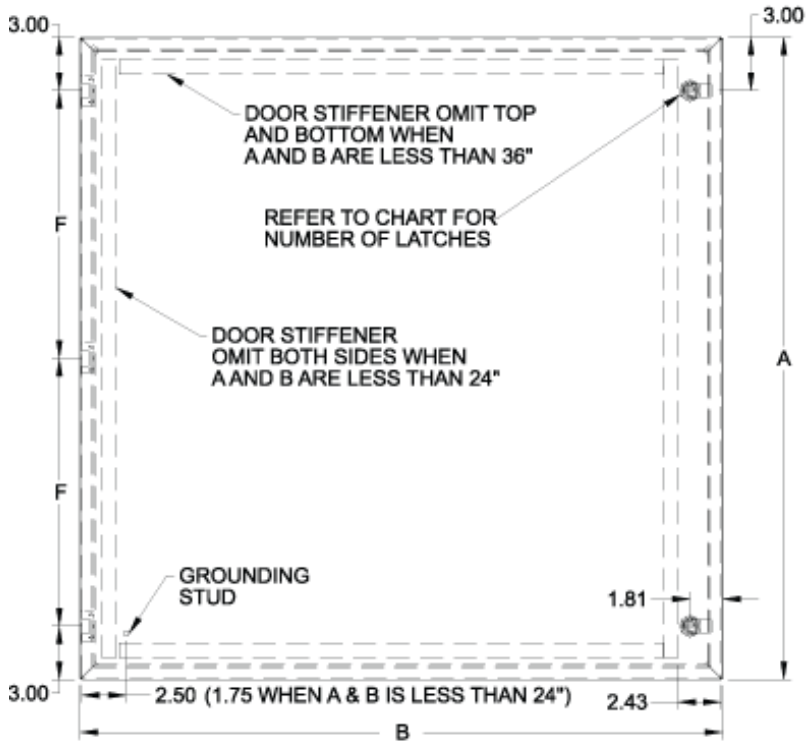
- Cover and enclosure are natural stainless steel with a smooth brushed finish.

## Accessories

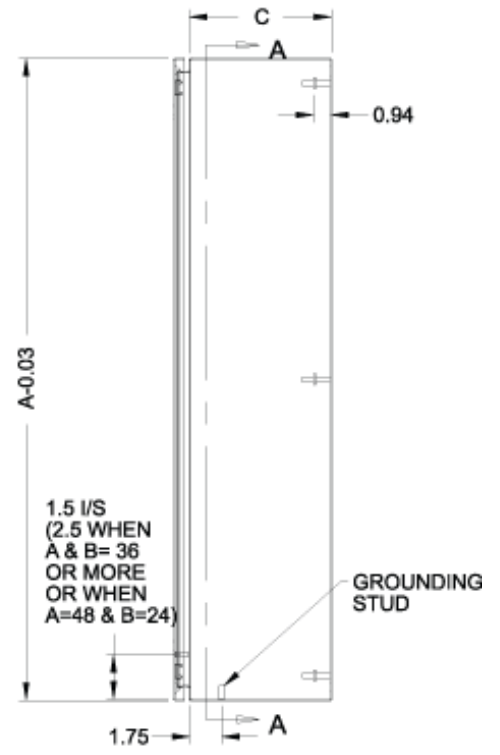
- Cooling Products
- Ventilation
- Blowers and Fans
- DIN Rails

- DIN Rail Mounting Kit
- Drip Shield Kit
- Heaters
- Inner Panels
- Literature Pocket
- Padlock Adaptor
- Swing Frame
- Replacement Hinge Pins
- Temperature Controls
- Type 4 Hardware Kits

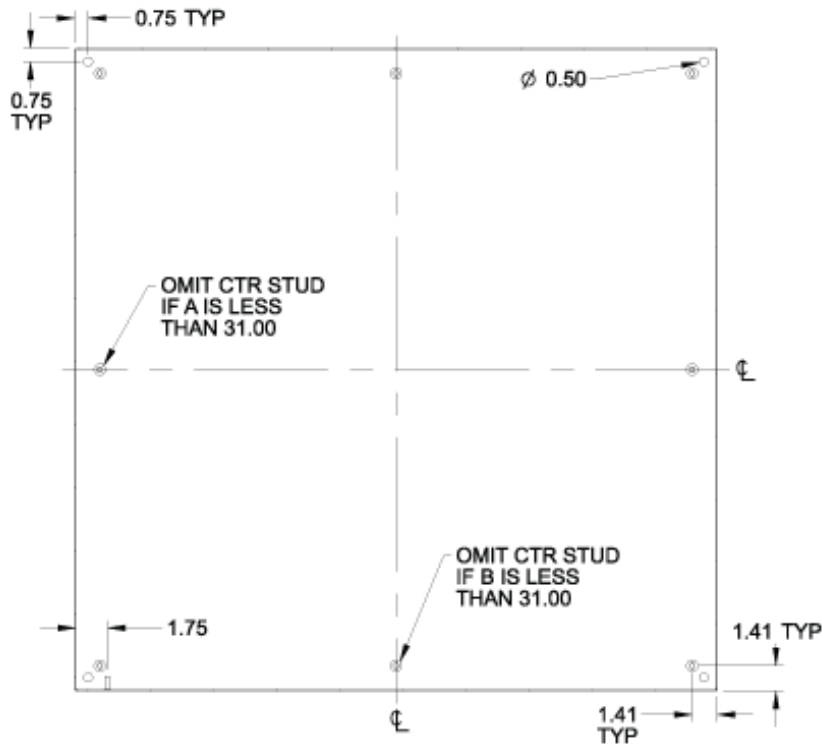
- Door Stop Kit
- Filtered Fans
- Handles
- Quarter Turn Inserts and Keys
- Mounting Foot Kit
- Swing Panel
- Rear Hole Plugs
- Quarter Turn Assemblies
- Touch-Up Spray Paint



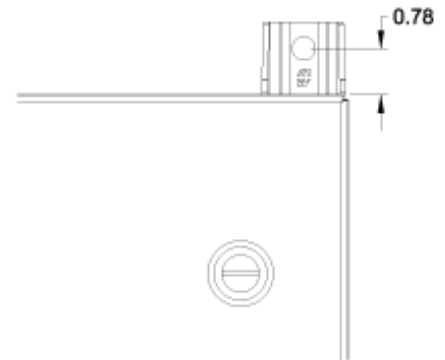
**Front View**



**Side View**



**SECTION A-A**



**Mounting Foot Detail**

| 304 S.S.<br>Part No. | 316 S.S.<br>Part No. | Overall Dimensions |       |      | Door/Body Latches |     |          | Opt. Panel Part No. | Panel Size |       |        | Ship Wt. (lbs) |    |
|----------------------|----------------------|--------------------|-------|------|-------------------|-----|----------|---------------------|------------|-------|--------|----------------|----|
|                      |                      | A                  | B     | C    | Gauge             | Qty | Type     |                     | D          | E     | Hinges |                | F  |
| EN4SD12126SS         | EN4SD12126S16        | 12.00              | 12.00 | 6.00 | 16                | 1   | Qtr Turn | EP1212              | 10.20      | 10.20 | 2      | 6.00           | 12 |
| EN4SD16126SS         | EN4SD16126S16        | 16.00              | 12.00 | 6.00 | 16                | 1   | Qtr Turn | EP1612              | 14.20      | 10.20 | 2      | 10.00          | 16 |
| EN4SD16166SS         | EN4SD16166S16        | 16.00              | 16.00 | 6.00 | 16                | 1   | Qtr Turn | EP1616              | 14.20      | 14.20 | 2      | 10.00          | 19 |

| 304 S.S.<br>Part No. | 316 S.S.<br>Part No. | Overall<br>Dimensions |       |       | Door/Body Latches |     |             | Opt.<br>Panel<br>Part No. | Panel Size |       |        |       | Ship<br>Wt.<br>(lbs) |
|----------------------|----------------------|-----------------------|-------|-------|-------------------|-----|-------------|---------------------------|------------|-------|--------|-------|----------------------|
|                      |                      | A                     | B     | C     | Gauge             | Qty | Type        |                           | D          | E     | Hinges | F     |                      |
| EN4SD16206SS         | -                    | 16.00                 | 20.00 | 6.00  | 16                | 1   | Qtr<br>Turn | EP1620                    | 14.20      | 18.20 | 2      | 10.00 | 22                   |
| EN4SD20166SS         | EN4SD20166S16        | 20.00                 | 16.00 | 6.00  | 16                | 1   | Qtr<br>Turn | EP2016                    | 18.20      | 14.20 | 2      | 14.00 | 22                   |
| EN4SD20206SS         | -                    | 20.00                 | 20.00 | 6.00  | 16                | 1   | Qtr<br>Turn | EP2020                    | 18.20      | 18.20 | 2      | 14.00 | 26                   |
| EN4SD24206SS         | EN4SD20206S16        | 24.00                 | 20.00 | 6.00  | 16                | 1   | Qtr<br>Turn | EP2420                    | 22.20      | 18.20 | 2      | 18.00 | 30                   |
| EN4SD16128SS         | EN4SD16128S16        | 16.00                 | 12.00 | 8.00  | 16                | 1   | Qtr<br>Turn | EP1612                    | 14.20      | 10.20 | 2      | 10.00 | 16                   |
| EN4SD16168SS         | EN4SD16168S16        | 16.00                 | 16.00 | 8.00  | 16                | 1   | Qtr<br>Turn | EP1616                    | 14.20      | 14.20 | 2      | 10.00 | 21                   |
| EN4SD16208SS         | EN4SD16208S16        | 16.00                 | 20.00 | 8.00  | 16                | 1   | Qtr<br>Turn | EP1620                    | 14.20      | 18.20 | 2      | 10.00 | 25                   |
| EN4SD20168SS         | EN4SD20168S16        | 20.00                 | 16.00 | 8.00  | 16                | 1   | Qtr<br>Turn | EP2016                    | 18.20      | 14.20 | 2      | 14.00 | 25                   |
| EN4SD20208SS         | EN4SD20208S16        | 20.00                 | 20.00 | 8.00  | 16                | 1   | Qtr<br>Turn | EP2020                    | 18.20      | 18.20 | 2      | 14.00 | 28                   |
| EN4SD20248SS         | -                    | 20.00                 | 24.00 | 8.00  | 16                | 1   | Qtr<br>Turn | EP2024                    | 18.20      | 22.20 | 2      | 14.00 | 32                   |
| EN4SD24168SS         | EN4SD24168S16        | 24.00                 | 16.00 | 8.00  | 16                | 1   | Qtr<br>Turn | EP2416                    | 22.20      | 14.20 | 2      | 18.00 | 26                   |
| EN4SD24208SS         | EN4SD24208S16        | 24.00                 | 20.00 | 8.00  | 16                | 1   | Qtr<br>Turn | EP2420                    | 22.20      | 18.20 | 2      | 18.00 | 32                   |
| EN4SD24248SS         | EN4SD24248S16        | 24.00                 | 24.00 | 8.00  | 14                | 2   | Qtr<br>Turn | EP2424                    | 22.20      | 22.20 | 2      | 18.00 | 40                   |
| EN4SD24308SS         | -                    | 24.00                 | 30.00 | 8.00  | 14                | 2   | Qtr<br>Turn | EP2430                    | 22.20      | 28.20 | 2      | 18.00 | 48                   |
| EN4SD30208SS         | -                    | 30.00                 | 20.00 | 8.00  | 14                | 2   | Qtr<br>Turn | EP3020                    | 28.20      | 18.20 | 3      | 12.00 | 42                   |
| EN4SD30248SS         | EN4SD30248S16        | 30.00                 | 24.00 | 8.00  | 14                | 2   | Qtr<br>Turn | EP3024                    | 28.20      | 22.20 | 3      | 12.00 | 46                   |
| EN4SD30308SS         | EN4SD30308S16        | 30.00                 | 30.00 | 8.00  | 14                | 2   | Qtr<br>Turn | EP3030                    | 28.20      | 28.20 | 3      | 12.00 | 67                   |
| EN4SD36248SS         | EN4SD36248S16        | 36.00                 | 24.00 | 8.00  | 14                | 2   | Qtr<br>Turn | EP3624                    | 34.20      | 22.20 | 3      | 15.00 | 55                   |
| EN4SD36308SS         | EN4SD36308S16        | 36.00                 | 30.00 | 8.00  | 14                | 2   | Qtr<br>Turn | EP3630                    | 34.20      | 28.20 | 3      | 15.00 | 77                   |
| EN4SD42368SSR        | -                    | 42.00                 | 36.00 | 8.00  | 14                | 5   | Qtr<br>Turn | EP4236                    | 40.20      | 34.20 | 4      | 12.00 | 106                  |
| EN4SD48368SSR        | -                    | 48.00                 | 36.00 | 8.00  | 14                | 5   | Qtr<br>Turn | EP4836                    | 46.20      | 34.20 | 4      | 14.00 | 124                  |
| EN4SD161210SS        | EN4SD161210S16       | 16.00                 | 12.00 | 10.00 | 16                | 1   | Qtr<br>Turn | EP1612                    | 14.20      | 10.20 | 2      | 10.00 | 18                   |
| EN4SD161610SS        | EN4SD161610S16       | 16.00                 | 16.00 | 10.00 | 16                | 1   | Qtr<br>Turn | EP1616                    | 14.20      | 14.20 | 2      | 10.00 | 23                   |
| EN4SD162010SS        | EN4SD162010S16       | 16.00                 | 20.00 | 10.00 | 16                | 1   | Qtr<br>Turn | EP1620                    | 14.20      | 18.20 | 2      | 10.00 | 28                   |
| EN4SD201610SS        | EN4SD201610S16       | 20.00                 | 16.00 | 10.00 | 16                | 1   | Qtr<br>Turn | EP2016                    | 18.20      | 14.20 | 2      | 14.00 | 28                   |
| EN4SD202010SS        | EN4SD202010S16       | 20.00                 | 20.00 | 10.00 | 16                | 1   | Qtr<br>Turn | EP2020                    | 18.20      | 18.20 | 2      | 14.00 | 31                   |
| EN4SD202410SS        | EN4SD202410S16       | 20.00                 | 24.00 | 10.00 | 16                | 1   | Qtr<br>Turn | EP2024                    | 18.20      | 22.20 | 2      | 14.00 | 38                   |
| EN4SD241610SS        | EN4SD241610S16       | 24.00                 | 16.00 | 10.00 | 16                | 1   | Qtr<br>Turn | EP2416                    | 22.20      | 14.20 | 2      | 18.00 | 30                   |

| 304 S.S.<br>Part No. | 316 S.S.<br>Part No. | Overall<br>Dimensions |       |       | Door/Body Latches |     |             | Opt.<br>Panel<br>Part No. | Panel Size |       |        |       | Ship<br>Wt.<br>(lbs) |
|----------------------|----------------------|-----------------------|-------|-------|-------------------|-----|-------------|---------------------------|------------|-------|--------|-------|----------------------|
|                      |                      | A                     | B     | C     | Gauge             | Qty | Type        |                           | D          | E     | Hinges | F     |                      |
| EN4SD242010SS        | EN4SD242010S16       | 24.00                 | 20.00 | 10.00 | 16                | 1   | Qtr<br>Turn | EP2420                    | 22.20      | 18.20 | 2      | 18.00 | 38                   |
| EN4SD242410SS        | EN4SD242410S16       | 24.00                 | 24.00 | 10.00 | 14                | 2   | Qtr<br>Turn | EP2424                    | 22.20      | 22.20 | 2      | 18.00 | 45                   |
| EN4SD243010SS        | EN4SD243010S16       | 24.00                 | 30.00 | 10.00 | 14                | 2   | Qtr<br>Turn | EP2430                    | 22.20      | 28.20 | 2      | 18.00 | 53                   |
| EN4SD302010SS        | EN4SD302010S16       | 30.00                 | 20.00 | 10.00 | 14                | 2   | Qtr<br>Turn | EP3020                    | 28.20      | 18.20 | 3      | 12.00 | 47                   |
| EN4SD302410SS        | EN4SD302410S16       | 30.00                 | 24.00 | 10.00 | 14                | 2   | Qtr<br>Turn | EP3024                    | 28.20      | 22.20 | 3      | 12.00 | 53                   |
| EN4SD303010SS        | EN4SD303010S16       | 30.00                 | 30.00 | 10.00 | 14                | 2   | Qtr<br>Turn | EP3030                    | 28.20      | 28.20 | 3      | 12.00 | 75                   |
| EN4SD362410SS        | EN4SD362410S16       | 36.00                 | 24.00 | 10.00 | 14                | 2   | Qtr<br>Turn | EP3624                    | 34.20      | 22.20 | 3      | 15.00 | 62                   |
| EN4SD363010SS        | EN4SD363010S16       | 36.00                 | 30.00 | 10.00 | 14                | 2   | Qtr<br>Turn | EP3630                    | 34.20      | 28.20 | 3      | 15.00 | 83                   |
| EN4SD423010SSR -     |                      | 42.00                 | 30.00 | 10.00 | 14                | 5   | Qtr<br>Turn | EP4230                    | 40.20      | 28.20 | 4      | 12.00 | 110                  |
| EN4SD482410SS        | EN4SD482410S16       | 48.00                 | 24.00 | 10.00 | 14                | 1   | 3-point     | EP4824                    | 46.20      | 26.20 | 4      | 14.00 | 95                   |
| EN4SD603610SSR       | EN4SD603610S16R      | 60.00                 | 36.00 | 10.00 | 14                | 5   | Qtr<br>Turn | EP6036                    | 58.20      | 34.20 | 4      | 14.00 | 150                  |
| EN4SD202012SS        | EN4SD202012S16       | 20.00                 | 20.00 | 12.00 | 16                | 1   | Qtr<br>Turn | EP2020                    | 18.20      | 18.20 | 2      | 14.00 | 34                   |
| EN4SD242412SS        | EN4SD242412S16       | 24.00                 | 24.00 | 12.00 | 14                | 2   | Qtr<br>Turn | EP2424                    | 22.20      | 22.20 | 2      | 18.00 | 47                   |
| EN4SD302412SS        | EN4SD302412S16       | 30.00                 | 24.00 | 12.00 | 14                | 2   | Qtr<br>Turn | EP3024                    | 28.20      | 22.20 | 3      | 12.00 | 57                   |
| EN4SD362412SS        | EN4SD362412S16       | 36.00                 | 24.00 | 12.00 | 14                | 2   | Qtr<br>Turn | EP3624                    | 34.20      | 22.20 | 3      | 15.00 | 62                   |
| EN4SD363012SS        | EN4SD363012S16       | 36.00                 | 30.00 | 12.00 | 14                | 2   | Qtr<br>Turn | EP3630                    | 34.20      | 28.20 | 3      | 15.00 | 95                   |
| EN4SD363612SS        | EN4SD363612S16       | 36.00                 | 36.00 | 12.00 | 14                | 2   | Qtr<br>Turn | EP3636                    | 34.20      | 34.20 | 3      | 15.00 | 104                  |
| EN4SD423612SSR -     |                      | 42.00                 | 36.00 | 12.00 | 14                | 5   | Qtr<br>Turn | EP4236                    | 40.20      | 34.20 | 4      | 12.00 | 121                  |
| EN4SD483612SSR -     |                      | 48.00                 | 36.00 | 12.00 | 14                | 5   | Qtr<br>Turn | EP4836                    | 46.20      | 34.20 | 4      | 14.00 | 148                  |
| EN4SD603612SSR -     |                      | 60.00                 | 36.00 | 12.00 | 14                | 5   | Qtr<br>Turn | EP6036                    | 58.20      | 34.20 | 4      | 18.00 | 162                  |
| EN4SD302416SS        | -                    | 30.00                 | 24.00 | 16.00 | 14                | 2   | Qtr<br>Turn | EP3024                    | 28.20      | 22.20 | 3      | 12.00 | 60                   |
| EN4SD363016SS        | -                    | 36.00                 | 30.00 | 16.00 | 14                | 2   | Qtr<br>Turn | EP3630                    | 34.20      | 28.20 | 3      | 15.00 | 89                   |
| EN4SD483616SSR       | EN4SD483616S16R      | 48.00                 | 36.00 | 16.00 | 14                | 5   | Qtr<br>Turn | EP4836                    | 46.20      | 34.20 | 4      | 14.00 | 135                  |

Data subject to change without notice





Компания «ЭлектроПласт» предлагает заключение долгосрочных отношений при поставках импортных электронных компонентов на взаимовыгодных условиях!

Наши преимущества:

- Оперативные поставки широкого спектра электронных компонентов отечественного и импортного производства напрямую от производителей и с крупнейших мировых складов;
- Поставка более 17-ти миллионов наименований электронных компонентов;
- Поставка сложных, дефицитных, либо снятых с производства позиций;
- Оперативные сроки поставки под заказ (от 5 рабочих дней);
- Экспресс доставка в любую точку России;
- Техническая поддержка проекта, помощь в подборе аналогов, поставка прототипов;
- Система менеджмента качества сертифицирована по Международному стандарту ISO 9001;
- Лицензия ФСБ на осуществление работ с использованием сведений, составляющих государственную тайну;
- Поставка специализированных компонентов (Xilinx, Altera, Analog Devices, Intersil, Interpoint, Microsemi, Aeroflex, Peregrine, Syfer, Eurofarad, Texas Instrument, Miteq, Cobham, E2V, MA-COM, Hittite, Mini-Circuits, General Dynamics и др.);

Помимо этого, одним из направлений компании «ЭлектроПласт» является направление «Источники питания». Мы предлагаем Вам помощь Конструкторского отдела:

- Подбор оптимального решения, техническое обоснование при выборе компонента;
- Подбор аналогов;
- Консультации по применению компонента;
- Поставка образцов и прототипов;
- Техническая поддержка проекта;
- Защита от снятия компонента с производства.



#### Как с нами связаться

**Телефон:** 8 (812) 309 58 32 (многоканальный)

**Факс:** 8 (812) 320-02-42

**Электронная почта:** [org@eplast1.ru](mailto:org@eplast1.ru)

**Адрес:** 198099, г. Санкт-Петербург, ул. Калинина, дом 2, корпус 4, литера А.