

Double break

→ PBX Secure

- Dimensions according to standard DIN 41 636 type F
- Positive break operation mechanism according to IEC 60947-5-1 Annex K
- Double break changeover switch with electrically separated circuits (form Zb)
- IP 40 or IP 67 / IP 65 versions
- Operating temperature between -50 and +85°C
- Long overtravel
- Standard or Low level version



Main specifications

		Standard 83240	Standard High force 83242	Low level 83241	Low level High force 83243
Degree of protection mechanism - connection	Connections / Accessories				
IP 40 - IP 00	W3	83240000	83242000	83241000	83243000
IP 40 - IP 00	W3 + Lever	83240003	83242003	83241003	●
IP 40 - IP 00	W3 + Lever + Mounting plate with holes	83240004	83242004	83241004	83243004
IP 40 - IP 00	W3 + Lever + Mounting plate with notches	83240005	83242005	●	●
IP 40 - IP 00	W3 with 90° angle	83240010	●	●	●
IP 40 - IP 00	W3 with 90° angle + Lever	83240013	●	●	●
IP 40 - IP 00	W3 with 90° angle + Lever + Mounting plate with holes	83240014	●	●	●
IP 40 - IP 00	W3 with 90° angle + Lever + Mounting plate with notches	83240015	●	●	●
IP 40 - IP 00	W5	83240020	83242020	83241020	83243020
IP 40 - IP 00	W5 + Lever	83240023	83242023	83241023	●
IP 40 - IP 00	W5 + Lever + Mounting plate with holes	83240024	83242024	83241024	●
IP 40 - IP 20	W5 + Protective cover	83240030	●	●	●
IP 40 - IP 20	W5 + Protective cover + Lever	83240033	●	●	●
IP 40 - IP 20	W5 + Protective cover + Lever + Mounting plate with holes	83240034	●	83241034	●
IP 67 / IP 65 - IP 00	W3	83240200	83242200	83241200	83243200
IP 67 / IP 65 - IP 00	W3 + Lever	83240203	●	83241203	●
IP 67 / IP 65 - IP 00	W3 with 90° angle	83240210	●	83241210	●
IP 67 / IP 65 - IP 00	W3 with 90° angle + Lever	83240213	●	83241213	●
IP 67 / IP 65 - IP 00	W5	83240220	83242220	83241220	83243220
IP 67 / IP 65 - IP 00	W5 + Lever	83240223	●	●	●
IP 67 / IP 65 - IP 00	W5 + Lever + Mounting plate with holes	83240224	83242224	●	●
Electrical characteristics					
Direct opening action		↔	↔		
Rating nominal / 250 V~ (A)		6	6	-	-
Rating nominal / 250 V--- (A)		0.6	0.6	-	-
Rating Thermal (A)		10	10	-	-
Operating range / 4 → 30 V--- / ~ (A)		-	-	0.001 → 0.1	0.001 → 0.1
Mechanical characteristics					
Maximum operating force (N)		4.5	6.5	4.5	6.5
Minimum positive opening force (N)		28	28	28	28
Maximum rest position (mm)		8.9	8.9	8.9	8.9
Operating position (mm)		6.6 ±0.25 *	6.6 ±0.25 *	6.6 ±0.25 *	6.6 ±0.25 *
Positive opening position (mm)		4.4 *	4.4 *	4.4 *	4.4 *
Maximum end of travel position (mm)		3.4 *	3.4 *	3.4 *	3.4 *
Differential travel (mm)		1 ±0.3	1 ±0.3	1 ±0.3	1 ±0.3
Operating temperature (°C)		-50 → +85	-50 → +85	-50 → +85	-50 → +85
Mechanical life (operations)		10 ⁷ (IP40) 4x10 ⁶ (IP 67)	10 ⁷ (IP40) 4 x 10 ⁶ (IP67)	10 ⁷ (IP40) 4 x 10 ⁶ (IP67)	10 ⁷ (IP40) 4 x 10 ⁶ (IP67)
Contact gap (mm)		2 x 1	2 x 1	2 x 1	2 x 1
Max. tightening torque (Nm)		1.3 on Ø 4.1 holes	1.3 on Ø 4.1 holes	1.3 on Ø 4.1 holes	1.3 on Ø 4.1 holes
Weight (g)		22 *	22 *	22 *	22 *
Comments					
* Values given for versions without lever (in relation to the reference dimension X0 - See Dimensions section).					

Stocked product

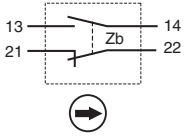
Product made to order

Available on request

Principles

Function

Four-terminal two-way snap-action contact element (form Zb) with positive break operation. The 2 contacts are electrically separated.



Product adaptations



- Wire outputs, cable outputs
- Special levers and actuators
- Connections:
 - W3 terminals with angle between 0° and 90°
 - special add-on terminals
- Special protective cover
- UL CSA, CCC, GOST and VDE certification on request

Additional characteristics

Components

Material

- Case/cover: PC GF 20 FR. (UL 94-V0, GWFI 960°C, NFF 16-101/102 I2F1)
- Contacts: AgNi for Standard version and AgPd for low level version
- Terminals: Brass
- Button membrane: Silicone
- Screws: zinc protected steel (stainless steel on request)

Conformity to standards

- Construction and performance according to IEC 60947-5-1
- Positive opening operation according to IEC 60947-5-1 Annex K
- Dimensions conforming to standard DIN 41 636 type F

- Insulation characteristics according to standard IEC 60947-5-1

* Impulse withstand voltage: $U_{imp} = 4 \text{ KV}$

* Rated insulation voltage: $U_i = 400 \text{ V}$

* Pollution degree = 3

- Insulation characteristics according to standard EN 50124-1

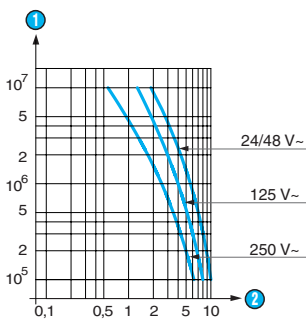
* Impulse withstand voltage: $U_{imp} = 2.5 \text{ KV}$

* Rated insulation voltage: $U_i = 150 \text{ V}$

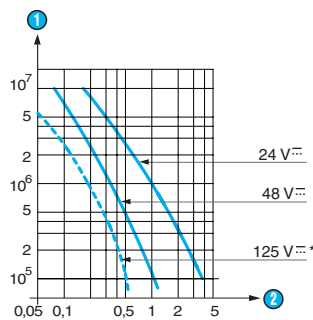
* Pollution degree = PD3A

Curves

Operating curve for category AC15



Operating curve for category DC13



① Number of operations

② Current in Amps

* For IP67 versions used in 125 V DC, please consult us.

Dimensions (mm)

→ Product

83240 - 83241 - 83242 - 83243



- ① Fixing screw threaded length
- ② Fixing nuts 2 x M3

→ Connections

W3 for 6.35 mm x 0.8 mm female connector



W3 with 90° angle

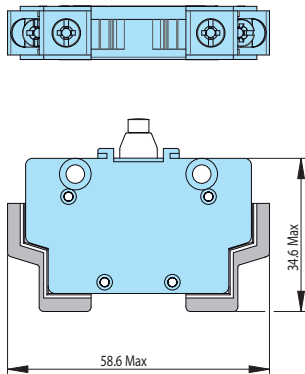


W5 with screws



4 x M3 screws with saddle

W5 with screws and IP20 protective covers



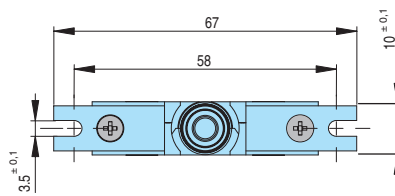
→ Mounting accessories

Mounting plates with holes



Thickness: 1 mm

Mounting plates with notches



Thickness: 1 mm

→ Actuators

Roller lever



Mechanical features of lever versions

With reference to dimension X1	83240/83241	83242/83243
Maximum operating force (N)	2,7	3,9
Min. positive opening force (N)	19	19
Maximum rest position (mm)	21	21
Operating position (mm)	16,6 ^{±0,6}	16,6 ^{±0,6}
Positive opening position (mm)	13,2	13,2
Maximum end of travel position (mm)	12	12
Differential travel (mm)	1,8 ^{±0,55}	1,8 ^{±0,55}

Other information

How to order

8324Xxxx (Contact/Force)

- 0: Standard/4.5N
- 1: Low level/4.5N
- 2: Standard/6.5N High force
- 3: Low level/6.5N High force

8324xXxx (Sealing)

- 0: IP 40
- 2: IP 67

8324xxXx (Connection)

- 0: W3 terminals for 6.35 mm female connector
- 1: W3 90B terminals with 90° angle for 6.35 mm female connector
- 2: W5 terminals with screw
- 3: W5 terminals with screw and protective cover
- 4: W5 terminals supplied without screws

8324xxxX (Accessory fitted)

- 0: Without
- 1: Mounting plates with holes
- 2: Mounting plates with notches
- 3: Roller lever (without plate)
- 4: Roller lever with mounting plates with holes
- 5: Roller lever with mounting plates with notches

Example: A PBX with Standard contact (AgNi), 6.5 N force, IP 67 sealing, W3 terminals and Roller lever accessory with mounting plates with holes = **83242204**

Accessories supplied separately:

- 79552459: Mounting plates with holes
- 79552460: Mounting plates with notches
- 79552456: Roller lever (without plate)
- 79552457: Roller lever with mounting plates with holes
- 79552458: Roller lever with mounting plates with notches



Компания «ЭлектроПласт» предлагает заключение долгосрочных отношений при поставках импортных электронных компонентов на взаимовыгодных условиях!

Наши преимущества:

- Оперативные поставки широкого спектра электронных компонентов отечественного и импортного производства напрямую от производителей и с крупнейших мировых складов;
- Поставка более 17-ти миллионов наименований электронных компонентов;
- Поставка сложных, дефицитных, либо снятых с производства позиций;
- Оперативные сроки поставки под заказ (от 5 рабочих дней);
- Экспресс доставка в любую точку России;
- Техническая поддержка проекта, помощь в подборе аналогов, поставка прототипов;
- Система менеджмента качества сертифицирована по Международному стандарту ISO 9001;
- Лицензия ФСБ на осуществление работ с использованием сведений, составляющих государственную тайну;
- Поставка специализированных компонентов (Xilinx, Altera, Analog Devices, Intersil, Interpoint, Microsemi, Aeroflex, Peregrine, Syfer, Eurofarad, Texas Instrument, Miteq, Cobham, E2V, MA-COM, Hittite, Mini-Circuits, General Dynamics и др.);

Помимо этого, одним из направлений компании «ЭлектроПласт» является направление «Источники питания». Мы предлагаем Вам помощь Конструкторского отдела:

- Подбор оптимального решения, техническое обоснование при выборе компонента;
- Подбор аналогов;
- Консультации по применению компонента;
- Поставка образцов и прототипов;
- Техническая поддержка проекта;
- Защита от снятия компонента с производства.



Как с нами связаться

Телефон: 8 (812) 309 58 32 (многоканальный)

Факс: 8 (812) 320-02-42

Электронная почта: org@eplast1.ru

Адрес: 198099, г. Санкт-Петербург, ул. Калинина, дом 2, корпус 4, литера А.