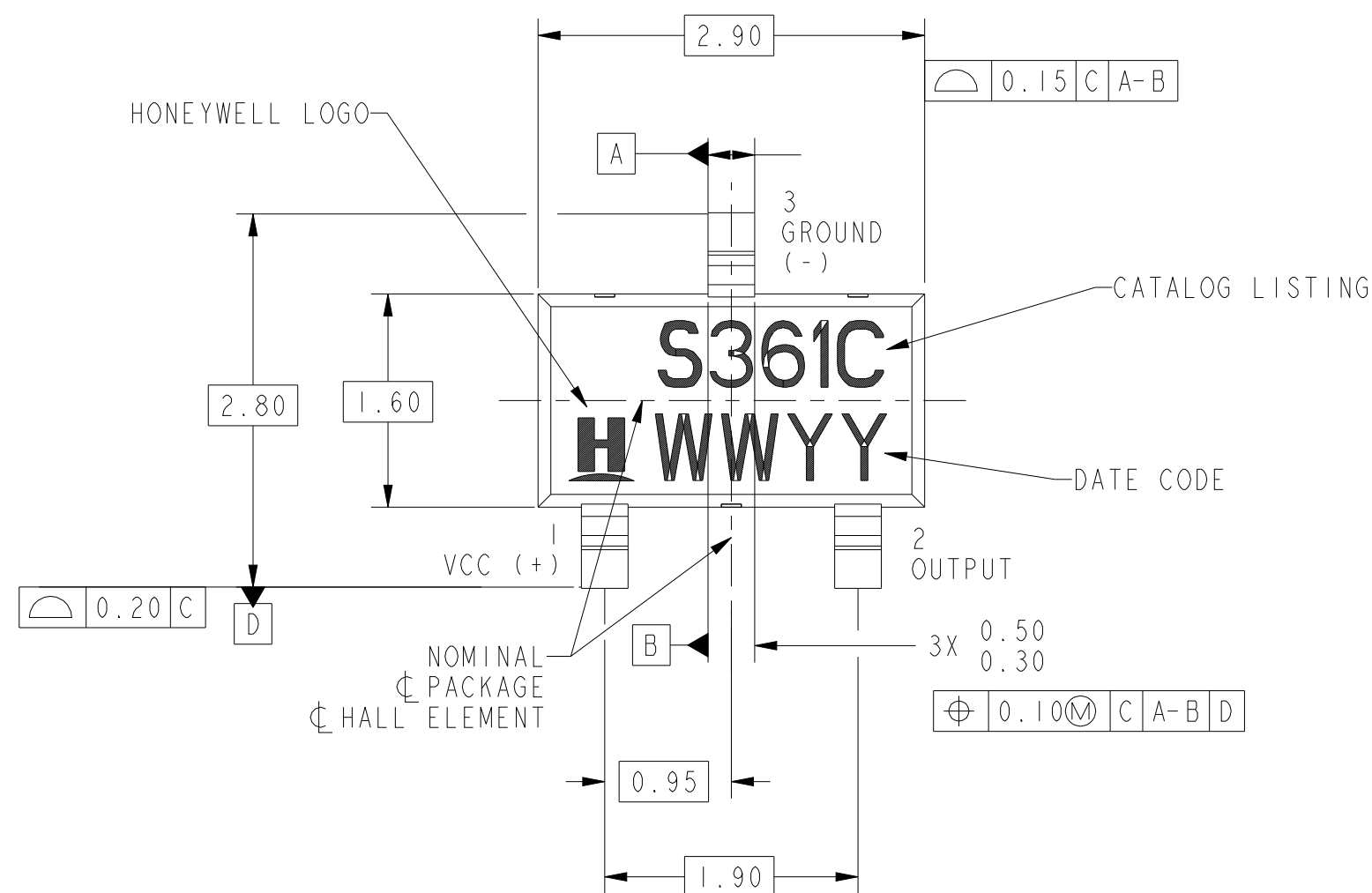


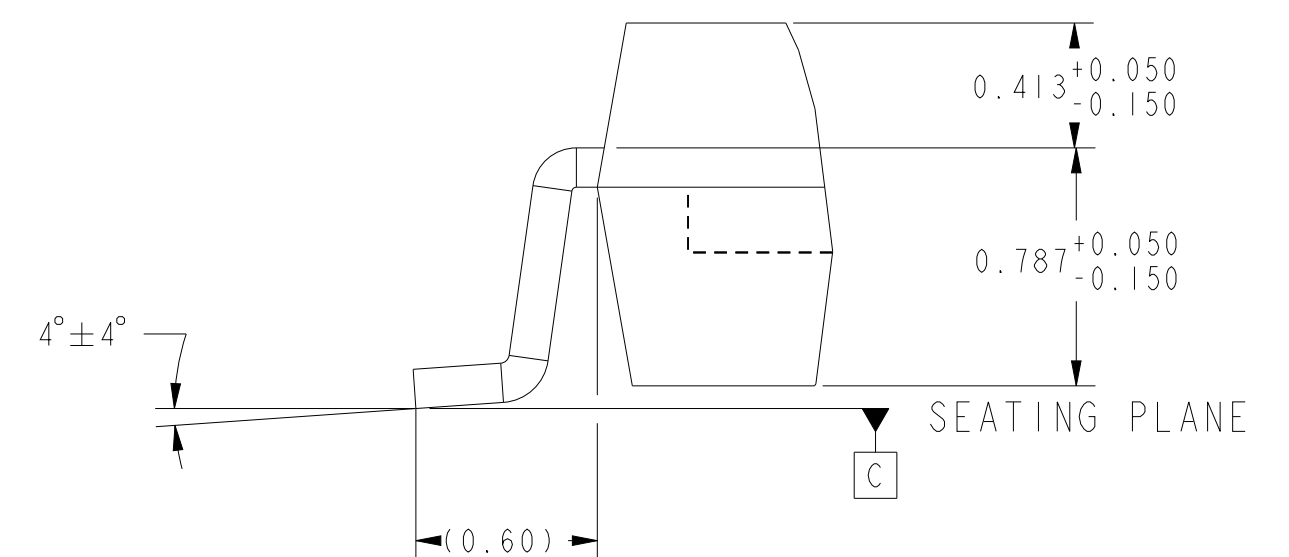
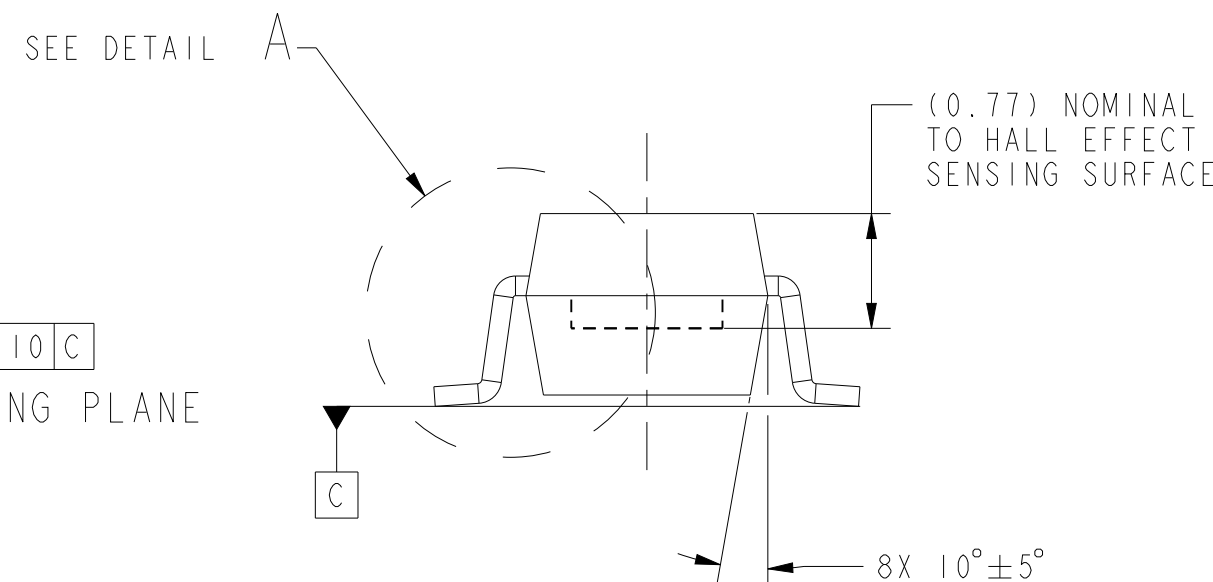
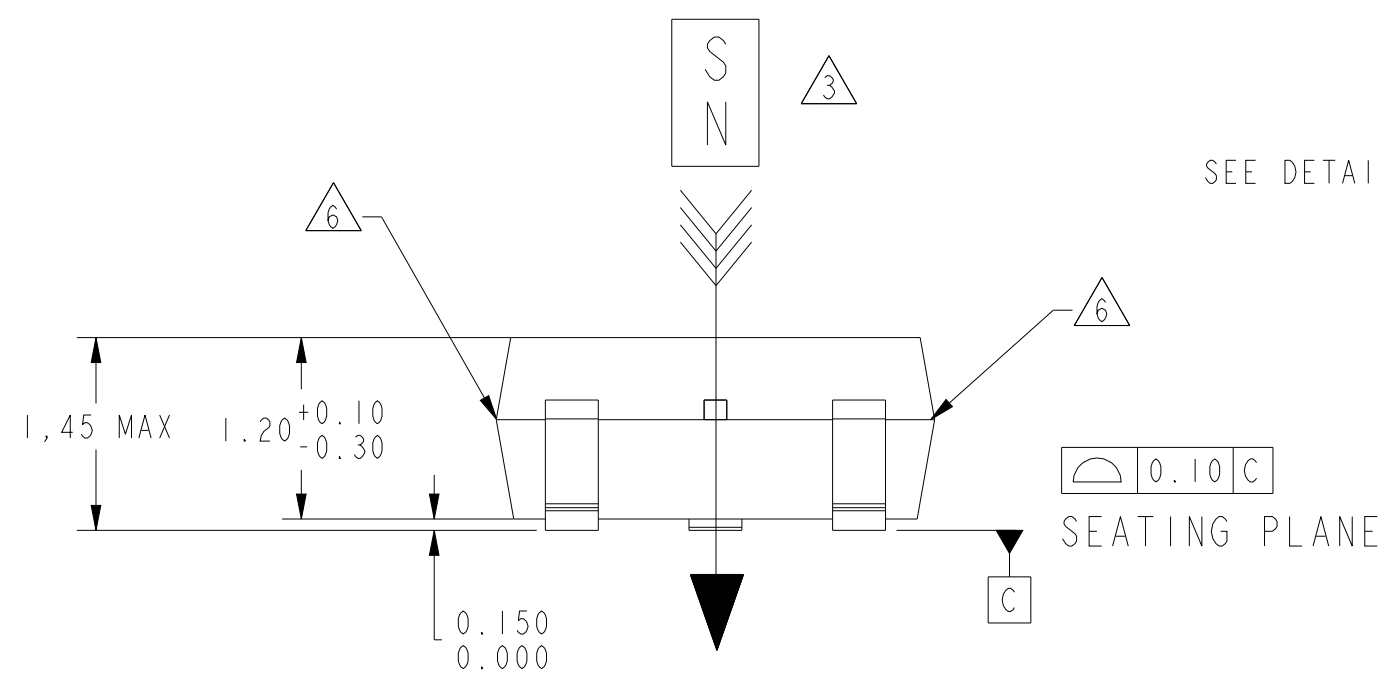
HONEYWELL PART NUMBER
SS361CT

REV	DOCUMENT	CHANGED BY	CHECK
C	0068435	MH 19AUG10	RS

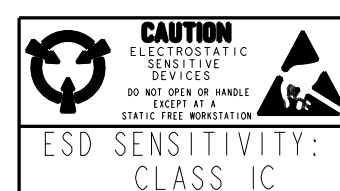


NOTES

- 1 - SOLDERING INSTRUCTIONS: EXPOSURE TO HIGH TEMPERATURES SHOULD BE KEPT AT A MINIMUM HONEYWELL RECOMMENDS AN INFRARED REFLOW PROCESS WITH PEAK TEMPERATURES NOT EXCEEDING 245°C FOR 10 SECONDS MAXIMUM. DO NOT WAVE SOLDER THIS PRODUCT, AS THIS PROCESS MAY NEGATIVELY AFFECT THE SENSOR'S PERFORMANCE AND RELIABILITY. SUBJECTING THESE PRODUCTS TO WAVE SOLDERING WILL VOID HONEYWELL'S WARRANTY
- 2 ABSOLUTE MAXIMUM RATINGS ARE THE EXTREME LIMITS THE DEVICE WILL MOMENTARILY WITHSTAND WITHOUT DAMAGE TO THE DEVICE. ELECTRICAL AND MAGNETIC CHARACTERISTICS ARE NOT GUARANTEED IF THE SPECIFIED VOLTAGE AND/OR CURRENTS ARE EXCEEDED NOR WILL THE DEVICE NECESSARILY OPERATE AT ABSOLUTE MAXIMUM RATING
- 3 THE MAGNETIC FLUX USED TO OPERATE THE SWITCH MUST BE IN THE DIRECTION AND LOCATION SHOWN. (THIS ASSUMES THE CONVENTION THAT THE DIRECTION OF THE EXTERNAL FLUX OF A MAGNET IS FROM THE NORTH TO THE SOUTH POLE OF THE MAGNET)
- 4 THE MAGNETIC FIELD STRENGTH (GAUSS) REQUIRED TO CAUSE THE SWITCH TO CHANGE STATE (OPERATE AND RELEASE) WILL BE AS SPECIFIED IN THE MAGNETIC CHARACTERISTICS. TO TEST THE SWITCH AGAINST THE SPECIFIED MAGNETIC CHARACTERISTICS, THE SWITCH MUST BE PLACED IN A UNIFORM MAGNETIC FIELD
- 5 THIS PRODUCT WILL BE SUPPLIED IN TAPE AND REEL FORM PER EIA STD 481.
- 6 GATE VESAGE PERMITTED IN THESE AREAS. UNDERFLUSH BREAKOUT LIMITED TO .007
- 7 THESE HALL EFFECT SENSORS MAY HAVE AN INITIAL OUTPUT IN EITHER THE ON OR OFF STATE IF POWERED UP WITH AN APPLIED MAGNETIC FIELD IN THE DIFFERENTIAL ZONE (APPLIED MAGNETIC FIELD > Brp AND < Bop). HONEYWELL RECOMMENDS THAT THE APPLICATION CIRCUIT DESIGNER ALLOW 10 MICROSECONDS AFTER SUPPLY VOLTAGE HAS REACHED 5 VOLTS FOR THE OUTPUT VOLTAGE TO STABILIZE

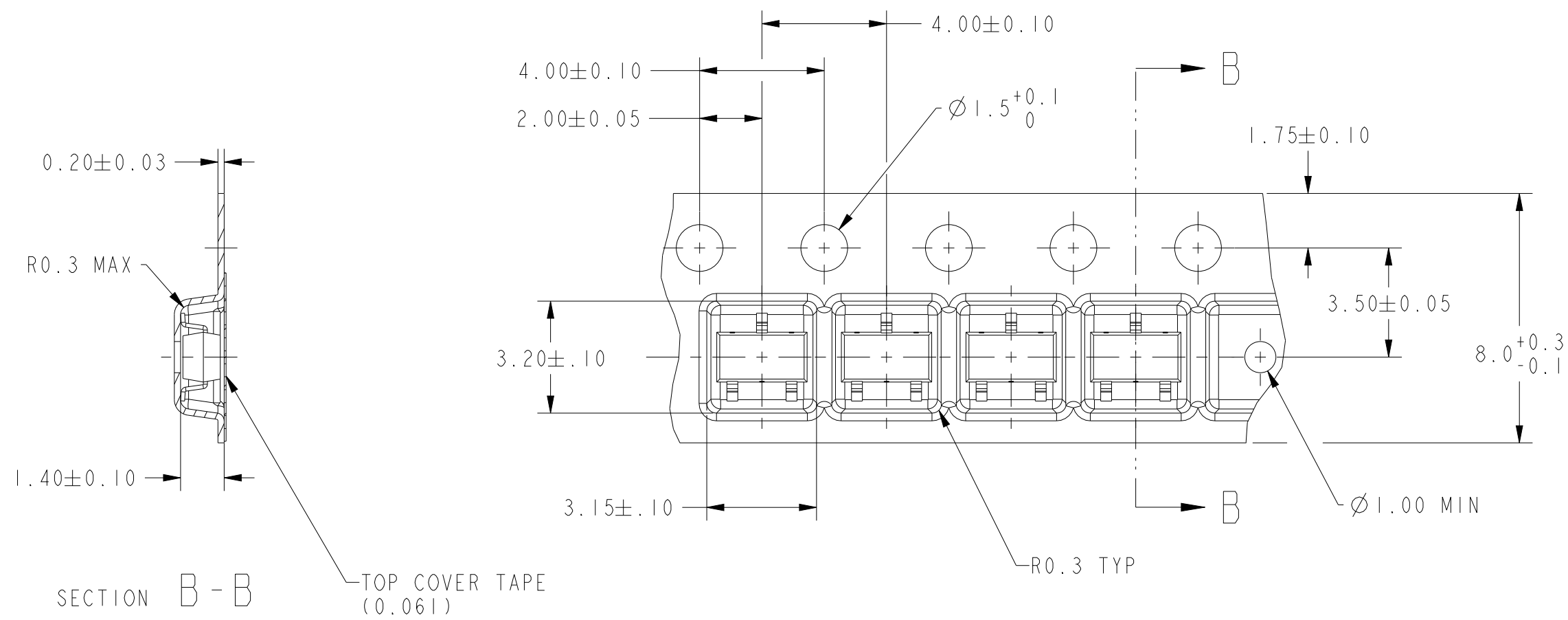


DETAIL A
SCALE 40:1

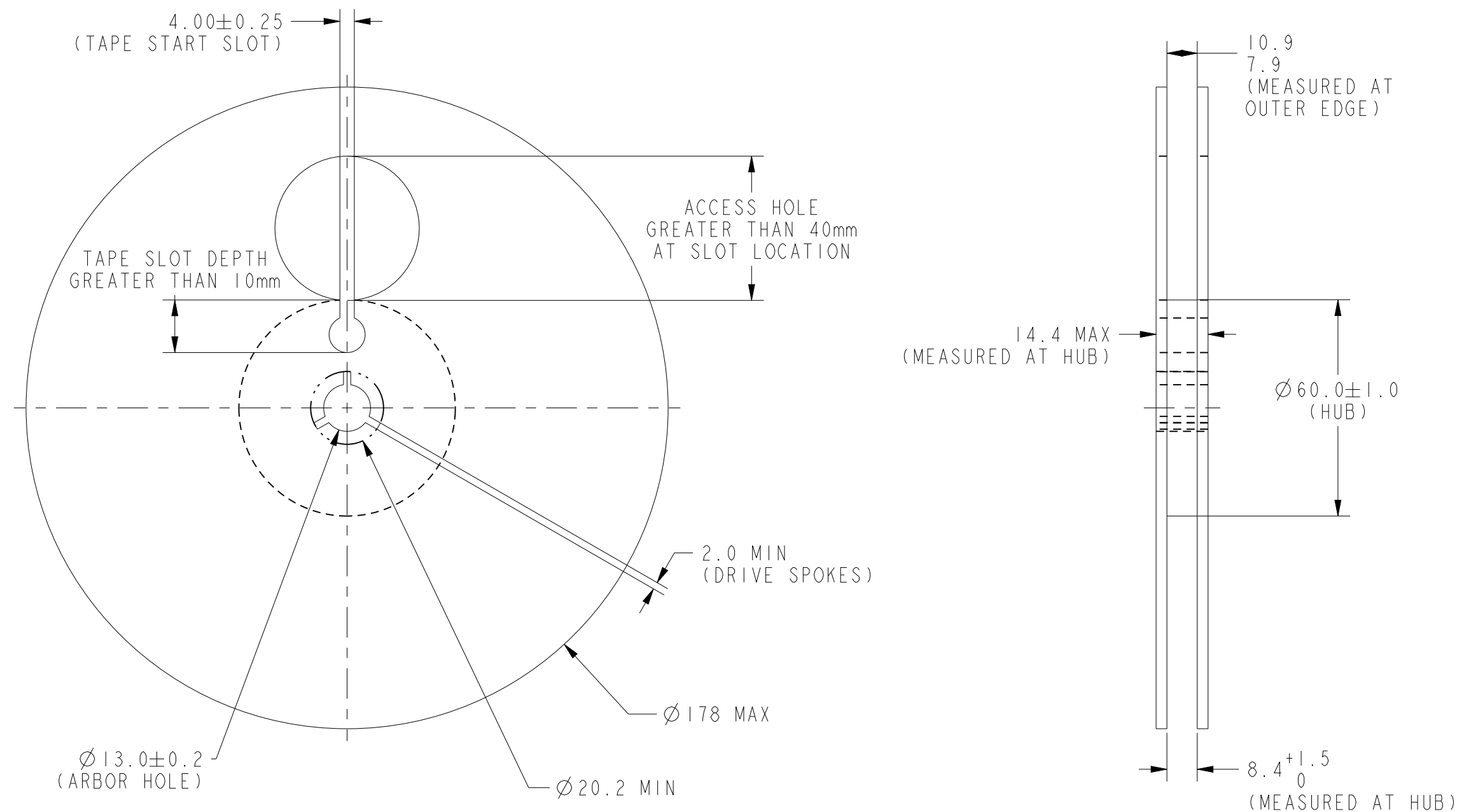


DESIGN UNITS: MM	DRAWN	JLH	16 SEP 09
TOLERANCES UNLESS NOTED:	CHECK	JLH	16 SEP 09
NO PLACES X ± 1.000	THIS DRAWING COVERS A PROPRIETARY ITEM AND IS THE PROPERTY OF HONEYWELL. THIS DRAWING IS NOT TO BE COPIED OR USED WITHOUT THE PERMISSION OF HONEYWELL.		
ONE PLACE .X ± 0.40	INTERPRET PER ASME Y14.5M-1994 OTHER HONEYWELL ENGINEERING STANDARDS MAY APPLY		
TWO PLACE .XX ± 0.150	Pro/ENGINEER 3D		
THREE PLACE .XXX ± 0.005	SCALE NONE		
ANGLES X ± 3.0°	SHEET 1 OF 3		
THIRD ANGLE PROJECTION	REV C		


Honeywell			
TITLE SOLID STATE SENSOR, IC			
SIZE	TYPE	CAGE CODE	DRAWING NAME
C	I	-	SS361CT
SCALE NONE			REV C
SHEET 1 OF 3			



TAPE AND REEL DIMENSIONS 



DIRECTION OF FEED FROM REEL



THIS DRAWING COVERS A PROPRIETARY ITEM AND IS THE PROPERTY OF HONEYWELL. THIS DRAWING IS NOT TO BE COPIED OR USED WITHOUT THE PERMISSION OF HONEYWELL.

Honeywell

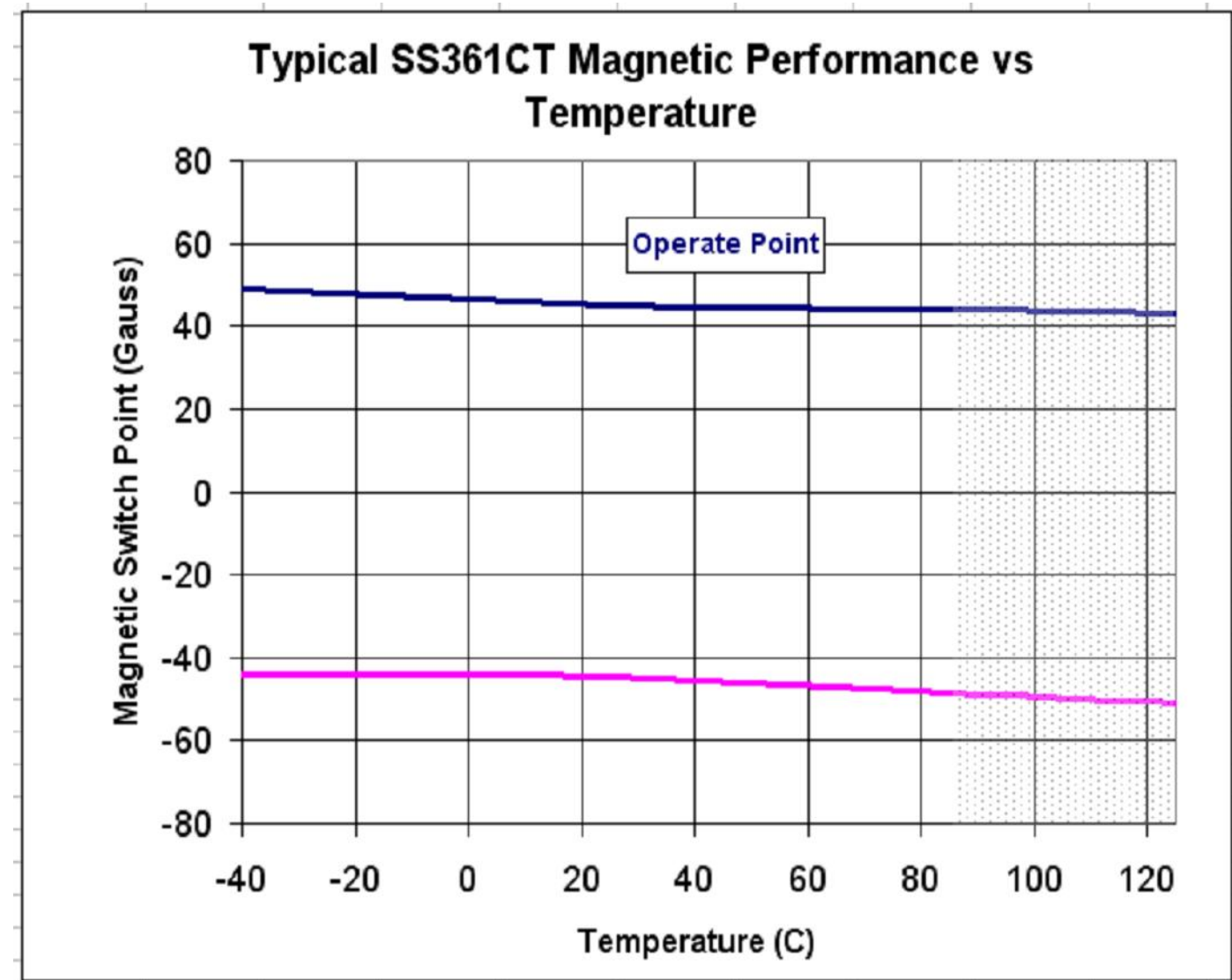
SIZE	TYPE	CAGE CODE	DRAWING NAME	REV
C	I	-	SS361CT	C
SCALE NONE		SHEET 2 OF 3		

CHARACTERISTICS ARE AT $V_s=4.0$ TO 24 VOLTS WITH 20 mA LOAD WITH \triangle \triangle
 $T_A=-40^{\circ}\text{C}$ TO $+125^{\circ}\text{C}$ UNLESS OTHERWISE NOTED

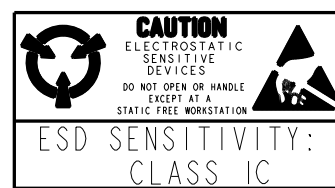
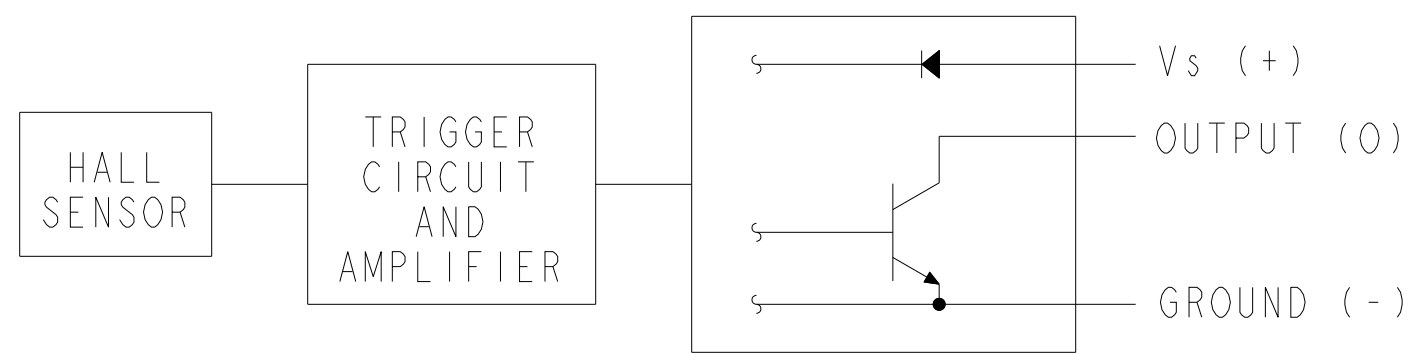
PARAMETER	CONDITIONS	MIN	TYP	MAX	UNITS
SUPPLY VOLTAGE	-40°C TO 125°C	4.0		24.0	VOLTS
SUPPLY CURRENT	$V_{\text{SUPPLY}}=5\text{V}$ AT 25°C		4.0	6.0	mA
				8.0	
OUTPUT CURRENT				20.0	mA
V_{sat}	GAUSS > 95			0.4	VOLTS
OUTPUT LEAKAGE	GAUSS < -95			10.0	μA
RISE TIME	25°C			1.5	μS
FALL TIME	25°C			1.5	μS
THERMAL RESISTANCE $R_{\theta JA}$	SINGLE LAYER, SINGLE SIDED PCB		303		$^{\circ}\text{C}/\text{W}$
OPERATE	-40°C TO 85°C	5	50	80	GAUSS
	-40°C TO 125°C	5	50	95	
RELEASE	-40°C TO 85°C	-80	-50	-5	GAUSS
	-40°C TO 125°C	-95	-50	-5	
DIFFERENTIAL	-40°C TO 85°C	50	100	160	GAUSS
	-40°C TO 125°C	50	100	190	
OPERATING TEMP		-40		+125	$^{\circ}\text{C}$
STORAGE TEMP		-40		+150	$^{\circ}\text{C}$

ABSOLUTE MAXIMUM RATINGS \triangle

PARAMETER	CONDITIONS	MIN	TYP	MAX	UNITS
SUPPLY VOLTAGE		-28.0		28.0	VOLTS
APPLIED OUTPUT VOLTAGE		-0.5		28.0	VOLTS
OUTPUT CURRENT				20.0	mA
MAGNETIC FLUX				NO LIMIT	GAUSS



BLOCK DIAGRAM CURRENT SINKING OUTPUT



THIS DRAWING COVERS A PROPRIETARY ITEM AND IS THE PROPERTY OF HONEYWELL. THIS DRAWING IS NOT TO BE COPIED OR USED WITHOUT THE PERMISSION OF HONEYWELL.

Honeywell				
SIZE	TYPE	CAGE CODE	DRAWING NAME	REV
C	I	-	SS361CT	C
SCALE	NONE		SHEET	3 OF 3



Компания «ЭлектроПласт» предлагает заключение долгосрочных отношений при поставках импортных электронных компонентов на взаимовыгодных условиях!

Наши преимущества:

- Оперативные поставки широкого спектра электронных компонентов отечественного и импортного производства напрямую от производителей и с крупнейших мировых складов;
- Поставка более 17-ти миллионов наименований электронных компонентов;
- Поставка сложных, дефицитных, либо снятых с производства позиций;
- Оперативные сроки поставки под заказ (от 5 рабочих дней);
- Экспресс доставка в любую точку России;
- Техническая поддержка проекта, помощь в подборе аналогов, поставка прототипов;
- Система менеджмента качества сертифицирована по Международному стандарту ISO 9001;
- Лицензия ФСБ на осуществление работ с использованием сведений, составляющих государственную тайну;
- Поставка специализированных компонентов (Xilinx, Altera, Analog Devices, Intersil, Interpoint, Microsemi, Aeroflex, Peregrine, Syfer, Eurofarad, Texas Instrument, Miteq, Cobham, E2V, MA-COM, Hittite, Mini-Circuits, General Dynamics и др.);

Помимо этого, одним из направлений компании «ЭлектроПласт» является направление «Источники питания». Мы предлагаем Вам помощь Конструкторского отдела:

- Подбор оптимального решения, техническое обоснование при выборе компонента;
- Подбор аналогов;
- Консультации по применению компонента;
- Поставка образцов и прототипов;
- Техническая поддержка проекта;
- Защита от снятия компонента с производства.



Как с нами связаться

Телефон: 8 (812) 309 58 32 (многоканальный)

Факс: 8 (812) 320-02-42

Электронная почта: org@eplast1.ru

Адрес: 198099, г. Санкт-Петербург, ул. Калинина, дом 2, корпус 4, литера А.