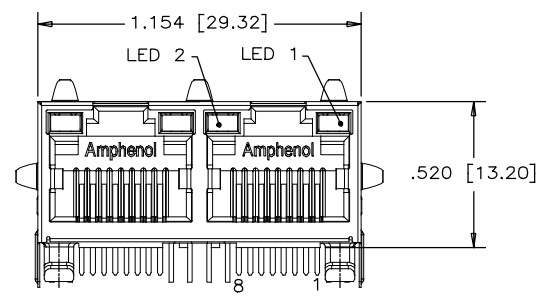
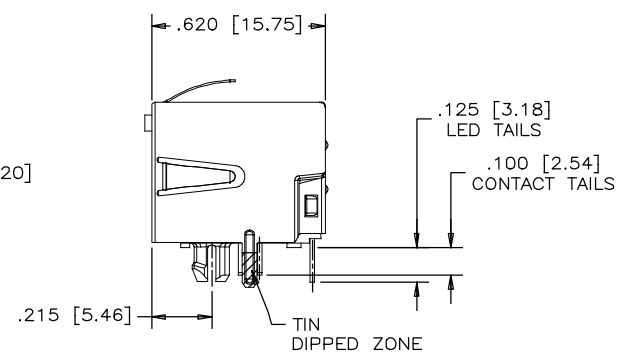


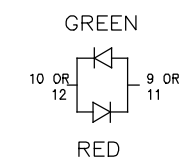
REVISIONS			
REV	DESCRIPTION, ECN, EAR NO.	DATE	APP'D
A	PROPOSAL	APR01/17	L.CHAN



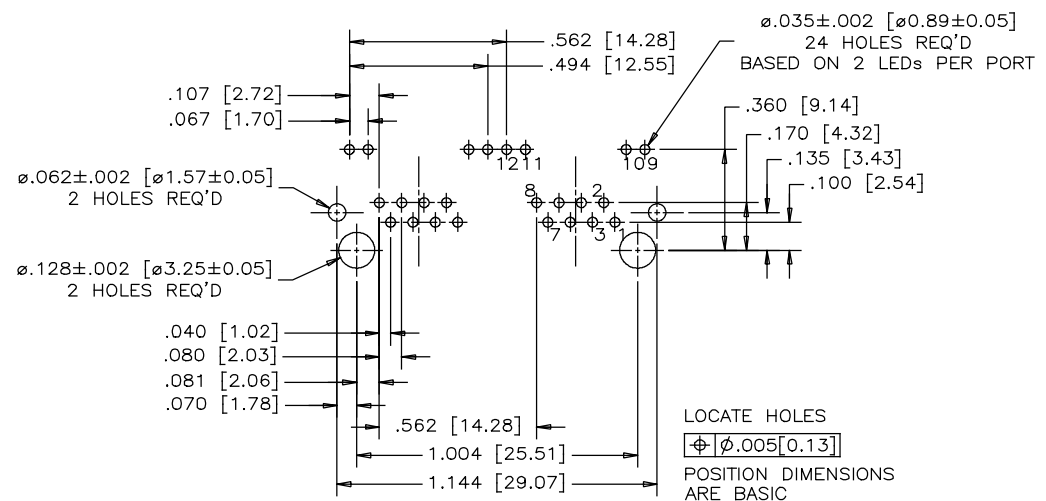
FRONT VIEW



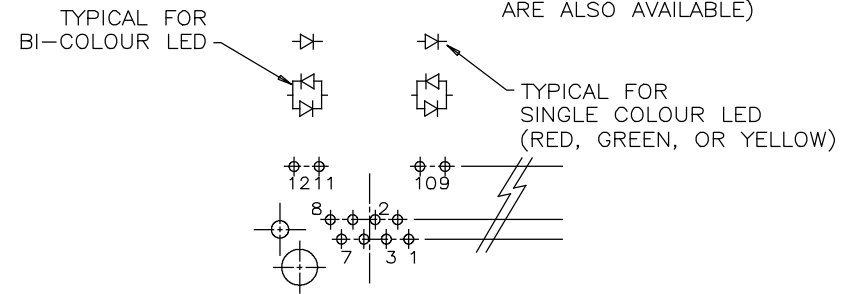
SIDE VIEW



BI-COLOUR LED DETAIL  
(YELLOW/GREEN, RED/YELLOW AND GREEN/ORANGE LED'S ARE ALSO AVAILABLE)

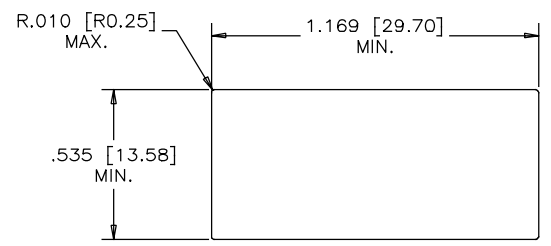


RECOMMENDED P.C.B. LAYOUT  
(COMPONENT SIDE OF BOARD)



LED SCHEMATIC

- MATERIALS:**  
 PLASTIC HOUSING: HIGH TEMPERATURE THERMOPLASTIC  
 FLAMMABILITY RATING UL 94V-0, COLOUR: BLACK  
  
 CONTACTS: PHOSPHOR BRONZE  
 PLATING: SELECTIVE GOLD PLATING ON MATING SURFACES,  
 SEE AMPHENOL PART NUMBER FOR DETAIL.  
 50 μ" [1.27 MICRONS] MIN. NICKEL UNDERPLATE  
 100 μ" [2.54 MICRONS] MIN. MATTE TIN ON CONTACT TAILS  
  
 SHIELD: STAINLESS STEEL WITH TIN DIPPED ON PCB TAILS.
- RECOMMENDED SOLDERING TEMPERATURE:**  
 WAVE SOLDERING AT 260° C MAXIMUM FOR 5 SEC MAXIMUM.
- PART NUMBER:** RJE39-288-1XX0  
 GOLD PLATING OPTION  
 0=GOLD FLASH  
 1=6u" GOLD PLATING  
 2=15u" GOLD PLATING  
 3=30u" GOLD PLATING  
 4=50u" GOLD PLATING  
 REFER TO LED OPTIONS DRAWING FOR ORDERING CODES

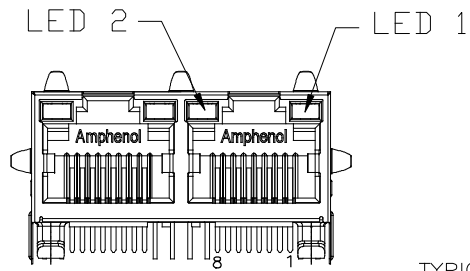


RECOMMENDED PANEL CUTOUT



THIS DOCUMENT CONTAINS PROPRIETARY INFORMATION AND SUCH INFORMATION MAY NOT BE DISCLOSED TO OTHERS FOR ANY PURPOSE OR USED FOR MANUFACTURING PURPOSES WITHOUT WRITTEN PERMISSION FROM AMPHENOL CANADA CORP.

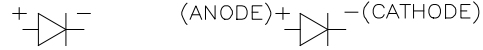
UNLESS SPECIFIED OTHERWISE	DRAWN <u>AMY.Z</u>	DATE <u>APR01/17</u>	<b>Amphenol Canada Corp.</b> www.amphenolcanada.com
PRIMARY UNITS INCH	CHECKED <u>LAWRENCE.C</u>	DATE <u>APR01/17</u>	
SECONDARY MILLIMETER	M.E. APP'D		TITLE
REFERENCE IN PARENTHESES	Q.A. APP'D		2 PORT HIGH SPEED MODULAR JACK, 8 POSITION, 8 CONTACTS, SHIELDED, WITH LED'S OPTION - RoHS COMPLIANT
GENERAL TOLERANCES	DWG APPR.		DWG. NO.
1 DECIMAL PLACE ±0.025	ENG. REL. NO.		P-RJE39-288-1XX0
2 DECIMAL PLACES ±0.020	REF.		REV
3 DECIMAL PLACES ±0.015	THIRD ANGLE PROJECTION	DO NOT SCALE DRAWING	A
ANGULAR DEGREES ±1.0°			CODE ID NO. 03554 DWG SIZE: c SCALE: N/A SHEET 1 OF 1



EXAMPLE:  
PART NUMBER: RJE39-288-1XX0

LED COLOR CODE

TYPICAL FOR SINGLE



REVISIONS			
REV	DESCRIPTION, ECN, EAR NO.	DATE	APP'D
A	PROPOSAL	SEP07/15	L.CHAN
B	UPDATE PART NUMBER	MAR13/17	L.CHAN
C	ADD OPTION	MAR23/17	L.CHAN

**LED SPECIFICATIONS:**

FORWARD VOLTAGE: 2.1 VOLTS TYP.  
REVERSE VOLTAGE: 5.0 VOLTS MIN.  
LUMINOUS INTENSITY: 0.5 mCd MIN.  
(AT If=2mA)

STORAGE TEMPERATURE: -40° TO 85° C  
LEAD SOLDERING TEMPERATURE: 260° C  
(5 SEC, 1/16" FROM CASE)  
PLATING ON TAILS: TIN OR TIN/COPPER ALLOY OVER SILVER

PRIMARY COLOR FOR BI-COLOR  
LEDS IN STANDARD ANODE/  
CATHODE CONFIGURATION IS:  
RED-GREEN= RED  
RED-YELLOW= RED  
GREEN-YELLOW= GREEN  
GREEN-ORANGE= GREEN

**LEGEND**

BiC=BI-COLOR LED  
LOWC=LOW CURRENT LED  
YE=YELLOW  
GR=GREEN  
RD=RED  
OR=ORANGE

**NOTE:**

THE TWO DIGITS PRECEDING THE  
ADDITIONAL LED CODE MUST BE  
USED IN THE PART NUMBER, WHEN  
ORDERING ANY OF THE ADDITIONAL  
LED OPTIONS.

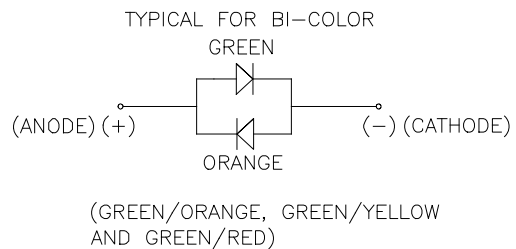
CODE	LED 2 (LEFT)	LED 1 (RIGHT)	CODE	LED 2 (LEFT)	LED 1 (RIGHT)	CODE	LED 2 (LEFT)	LED 1 (RIGHT)
0	BLOCKED	BLOCKED	9	GREEN	BLOCKED	J	BiC RD/GR	YELLOW
1	YELLOW	GREEN	A	BiC GR/YE	BiC GR/YE	K	YELLOW	BiC GR/OR
2	BLOCKED	GREEN	B	BiC RD/GR	BiC RD/GR	L	BiC GR/YE	RED
3	YELLOW	BLOCKED	C	BiC RD/GR	BiC GR/YE	M	RED	YELLOW
4	GREEN	YELLOW	D	GREEN	BiC GR/YE	N	BiC GR/RD	BiC GR/YE
5	GREEN	GREEN	E	YELLOW	BiC GR/YE	P	GREEN	BiC RD/GR
6	YELLOW	YELLOW	F	BiC GR/YE	YELLOW	R	BiC GR/OR	GREEN
7	RED	GREEN	G	BiC GR/OR	BiC GR/OR	T	RED	RED
8	GREEN	RED	H	BiC GR/YE	GREEN	V	BiC RD/GR	GREEN
			W	ADDITIONAL	OPTIONS			

**EXAMPLE OF ADDITIONAL LED OPTIONS:**

PART NUMBER RJE39-288-1XW0-0X

ONLY USED FOR "W" OPTIONS USED IN FIRST LED CODE  
ADDITIONAL LED COLOR CODE  
DENOTES ADDITIONAL LED OPTIONS TO BE USED

CODE	LED 2 (LEFT)	LED 1 (RIGHT)	CODE	LED 2 (LEFT)	LED 1 (RIGHT)	CODE	LED 2 (LEFT)	LED 1 (RIGHT)
0	DO NOT USE		5	BLOCKED	YELLOW	E	GREEN	ORANGE
1	RED	BLOCKED	6	RED	BiC RD/GR	A	LOWC YE	LOWC YE
2	BiC GR/OR	YELLOW	7	BLOCKED	BiC RD/GR	B	LOWC YE	LOWC GR
3	YELLOW	RED	8	BiC RD/GR	BLOCKED	C	LOWC GR	LOWC YE
4	BLOCKED	RED	9	BiC GR/YE	BLOCKED	D	LOWC GR	LOWC GR
			M	RED	YELLOW	N	GREEN	BiC GR/OR
			E	GREEN	ORANGE	F	ORANGE	GREEN
			P	BiC RE/YE	GREEN	R	BiC RD/YE	BiC RD/YE
			T	BiC GR/YE	BiC RE/GR	G	GREEN	BiC OR/GR
			H	BLUE	RED			



UNLESS SPECIFIED OTHERWISE	DRAWN Amy.Z	DATE SEP07/15	Amphenol Canada Corp. www.amphenolcanada.com
PRIMARY UNITS MILLIMETER	CHECKED Lawrence.C	SEP07/15	
SECONDARY INCH	M.E. APP'D		TITLE
REFERENCE IN PARENTHESES	Q.A. APP'D		LED OPTIONS FOR RJE39
GENERAL TOLERANCES	DWG APPR.		DWG. NO. P-RJE39-LEDs
1 DECIMAL PLACE ±0.45	ENG. REL. NO.		REV C
2 DECIMAL PLACES ±0.30	REF.		
3 DECIMAL PLACES ±0.15	THIRD ANGLE PROJECTION	DO NOT SCALE DRAWING	
ANGULAR DEGREES ±1.0°			CODE ID NO. 03554 DWG SIZE: c SCALE: N/A SHEET 1 OF 1



Компания «ЭлектроПласт» предлагает заключение долгосрочных отношений при поставках импортных электронных компонентов на взаимовыгодных условиях!

Наши преимущества:

- Оперативные поставки широкого спектра электронных компонентов отечественного и импортного производства напрямую от производителей и с крупнейших мировых складов;
- Поставка более 17-ти миллионов наименований электронных компонентов;
- Поставка сложных, дефицитных, либо снятых с производства позиций;
- Оперативные сроки поставки под заказ (от 5 рабочих дней);
- Экспресс доставка в любую точку России;
- Техническая поддержка проекта, помощь в подборе аналогов, поставка прототипов;
- Система менеджмента качества сертифицирована по Международному стандарту ISO 9001;
- Лицензия ФСБ на осуществление работ с использованием сведений, составляющих государственную тайну;
- Поставка специализированных компонентов (Xilinx, Altera, Analog Devices, Intersil, Interpoint, Microsemi, Aeroflex, Peregrine, Syfer, Eurofarad, Texas Instrument, Miteq, Cobham, E2V, MA-COM, Hittite, Mini-Circuits, General Dynamics и др.);

Помимо этого, одним из направлений компании «ЭлектроПласт» является направление «Источники питания». Мы предлагаем Вам помощь Конструкторского отдела:

- Подбор оптимального решения, техническое обоснование при выборе компонента;
- Подбор аналогов;
- Консультации по применению компонента;
- Поставка образцов и прототипов;
- Техническая поддержка проекта;
- Защита от снятия компонента с производства.



#### Как с нами связаться

**Телефон:** 8 (812) 309 58 32 (многоканальный)

**Факс:** 8 (812) 320-02-42

**Электронная почта:** [org@eplast1.ru](mailto:org@eplast1.ru)

**Адрес:** 198099, г. Санкт-Петербург, ул. Калинина, дом 2, корпус 4, литера А.