

High Frequency Ceramic Solutions

(Tri-Band) WiMax Antenna

P/N 2500AT52M3555

Detail Specification: 08/11/06

Page 1 of 9

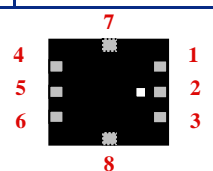
General Specifications

Part Number	2500AT52M3555		
Freq. Range (GHz)	2.3 - 2.69	3.3 - 3.9	5.15 - 5.875
Peak Gain (XZ-V)	2.0 dBi typ.	2.0 dBi typ.	2.0 dBi typ.
Average Gain (XZ-V)	-2.0 dBi typ.	-4.0 dBi typ.	-3.0 dBi typ.
Return Loss	8.5 dB min.	9.5 dB min.	9.5 dB min.

Input Power	5W max.
Impedance	50 Ω
Operating Temp.	-40 to +85°C
Reel Quantity	300

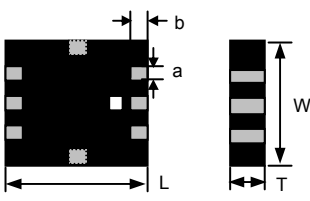
P/N	Packaging Style	Bulk	Suffix = S	Eg. 2500AT52M3555S
		T & R	Suffix = E	Eg. 2500AT52M3555E
Suffix	Termination Style	100% Tin	Suffix = None	Eg. 2500AT52M3555(E or S)
		Tin / Lead	Suffix = /Pb	Eg. 2500AT52M3555(E or S)/Pb

Terminal Configuration	
No.	Function
1	GND
2	Feeding Point
3	GND
4	NC
5	NC
6	NC
7	NC
8	NC



Mechanical Dimensions

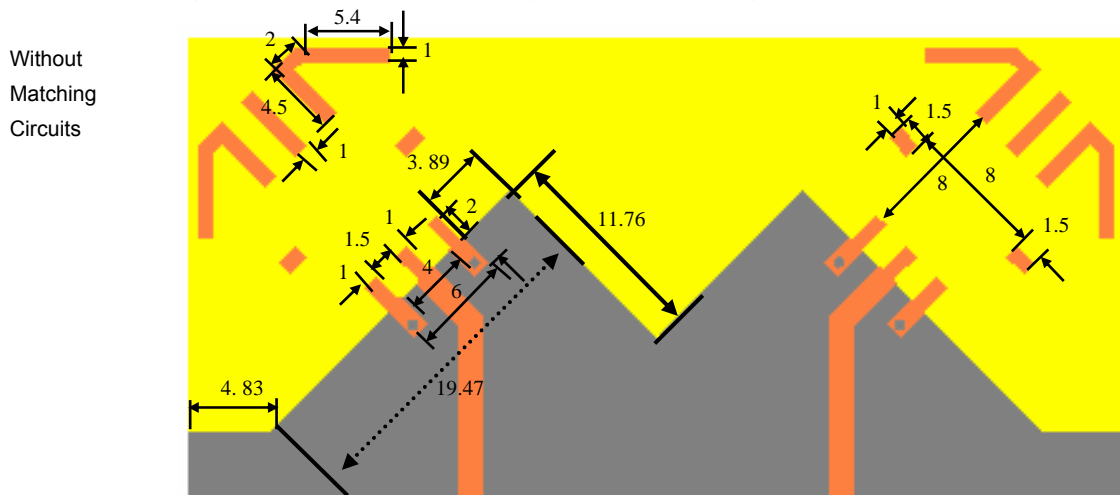
	In	mm
L	0.394 ± 0.012	10.00 ± 0.30
W	0.394 ± 0.012	10.00 ± 0.30
T	0.037 ± 0.010	0.95 ± 0.25
a	0.039 ± 0.012	1.00 ± 0.30
b	0.039 ± 0.012	1.00 ± 0.30



Mounting Considerations

Mount these devices with white mark facing up. Units: mm

* Line width should be designed to provide 50Ω impedance matching characteristics, depending on PCB material and thickness.



Johanson Technology, Inc. reserves the right to make design changes without notice.
All sales are subject to Johanson Technology, Inc. terms and conditions.



www.johansontechnology.com

4001 Calle Tecate • Camarillo, CA 93012 • TEL 805.389.1166 FAX 805.389.1821

2003 Johanson Technology, Inc. All Rights Reserved

High Frequency Ceramic Solutions

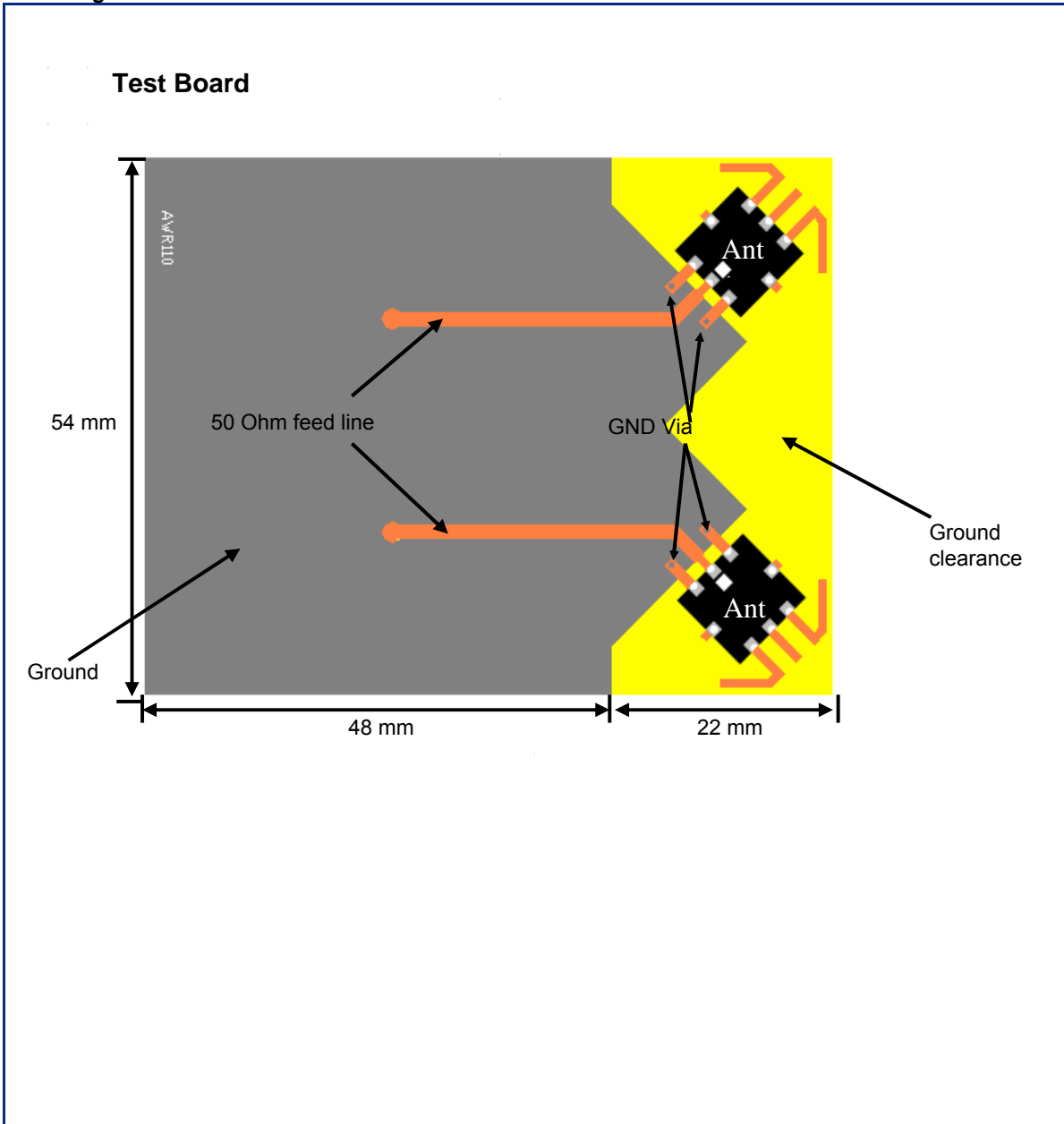
(Tri-Band) WiMax Antenna

P/N 2500AT52M3555

Detail Specification: 08/11/06

Page 2 of 9

Mounting Considerations



Johanson Technology, Inc. reserves the right to make design changes without notice.
All sales are subject to Johanson Technology, Inc. terms and conditions.



www.johansontechnology.com
4001 Calle Tecate • Camarillo, CA 93012 • TEL 805.389.1166 FAX 805.389.1821

2003 Johanson Technology, Inc. All Rights Reserved

High Frequency Ceramic Solutions

(Tri-Band) WiMax Antenna

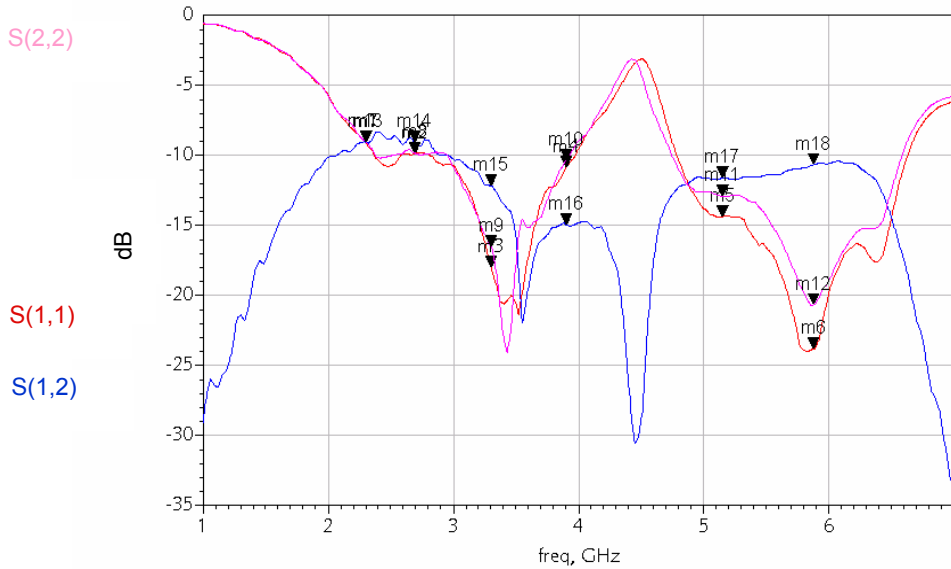
P/N 2500AT52M3555

Detail Specification: 08/11/06

Page 3 of 9

Mounting Considerations

Return Loss & Isolation (Without Matching Circuits)



Ant1 return loss _ S(1,1)
 Ant2 return loss _ S(2,2)
 Ant1 & Ant2 isolation _ S(1,2)

m1 freq=2.300GHz dB(S(1,1))=-9.072	m2 freq=2.690GHz dB(S(1,1))=-9.901	m3 freq=3.300GHz dB(S(1,1))=-18.019	m4 freq=3.900GHz dB(S(1,1))=-10.890	m5 freq=5.150GHz dB(S(1,1))=-14.393	m6 freq=5.875GHz dB(S(1,1))=-23.835
--	--	---	---	---	---

m7 freq=2.300GHz dB(S(2,2))=-9.065	m8 freq=2.690GHz dB(S(2,2))=-9.849	m9 freq=3.300GHz dB(S(2,2))=-16.521	m10 freq=3.900GHz dB(S(2,2))=-10.368	m11 freq=5.150GHz dB(S(2,2))=-12.929	m12 freq=5.875GHz dB(S(2,2))=-20.665
--	--	---	--	--	--

m13 freq=2.300GHz dB(S(1,2))=-9.068	m14 freq=2.690GHz dB(S(1,2))=-9.085	m15 freq=3.300GHz dB(S(1,2))=-12.188	m16 freq=3.900GHz dB(S(1,2))=-14.939	m17 freq=5.150GHz dB(S(1,2))=-11.630	m18 freq=5.875GHz dB(S(1,2))=-10.668
---	---	--	--	--	--

Johanson Technology, Inc. reserves the right to make design changes without notice.
 All sales are subject to Johanson Technology, Inc. terms and conditions.



www.johansontechnology.com

4001 Calle Tecate • Camarillo, CA 93012 • TEL 805.389.1166 FAX 805.389.1821

2003 Johanson Technology, Inc. All Rights Reserved

High Frequency Ceramic Solutions

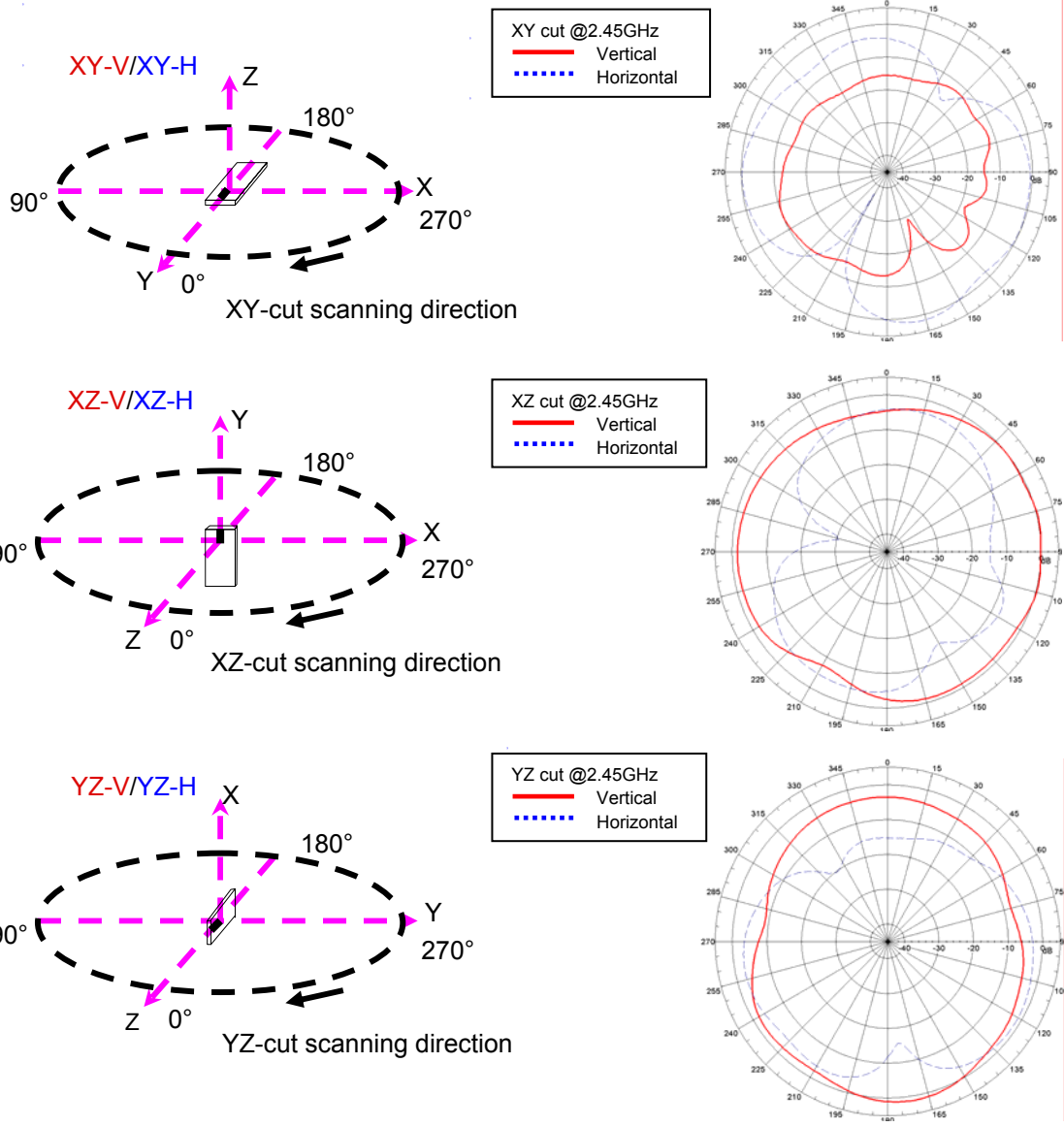
(Tri-Band) WiMax Antenna

P/N 2500AT52M3555

Detail Specification: 08/11/06

Page 4 of 9

Ant1 Radiation Patterns



Johanson Technology, Inc. reserves the right to make design changes without notice.
 All sales are subject to Johanson Technology, Inc. terms and conditions.



www.johansontechnology.com

4001 Calle Tecate • Camarillo, CA 93012 • TEL 805.389.1166 FAX 805.389.1821

2003 Johanson Technology, Inc. All Rights Reserved

High Frequency Ceramic Solutions

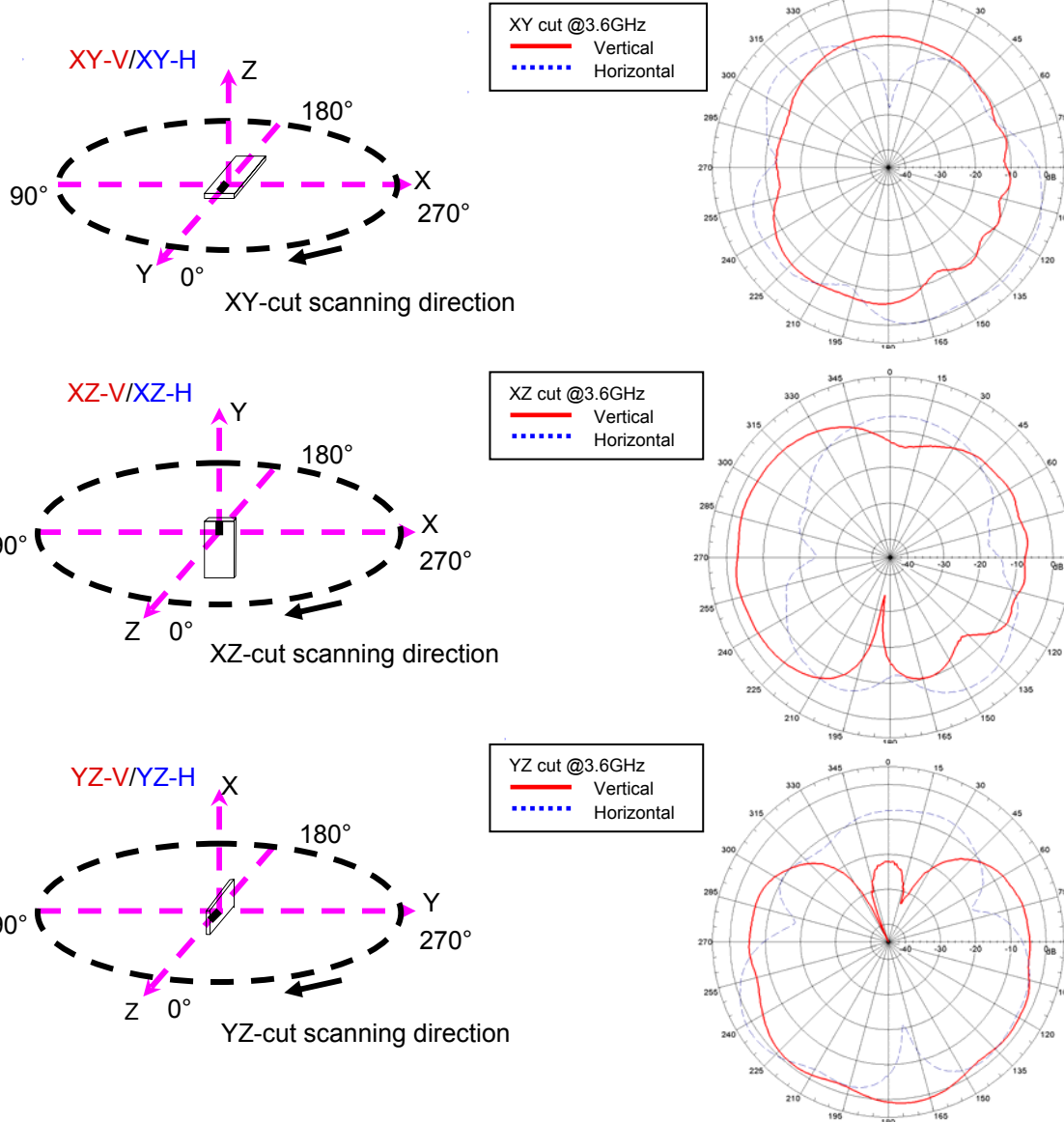
(Tri-Band) WiMax Antenna

P/N 2500AT52M3555

Detail Specification: 08/11/06

Page 5 of 9

Ant1 Radiation Patterns



Johanson Technology, Inc. reserves the right to make design changes without notice.
 All sales are subject to Johanson Technology, Inc. terms and conditions.



www.johansontechnology.com

4001 Calle Tecate • Camarillo, CA 93012 • TEL 805.389.1166 FAX 805.389.1821

2003 Johanson Technology, Inc. All Rights Reserved

High Frequency Ceramic Solutions

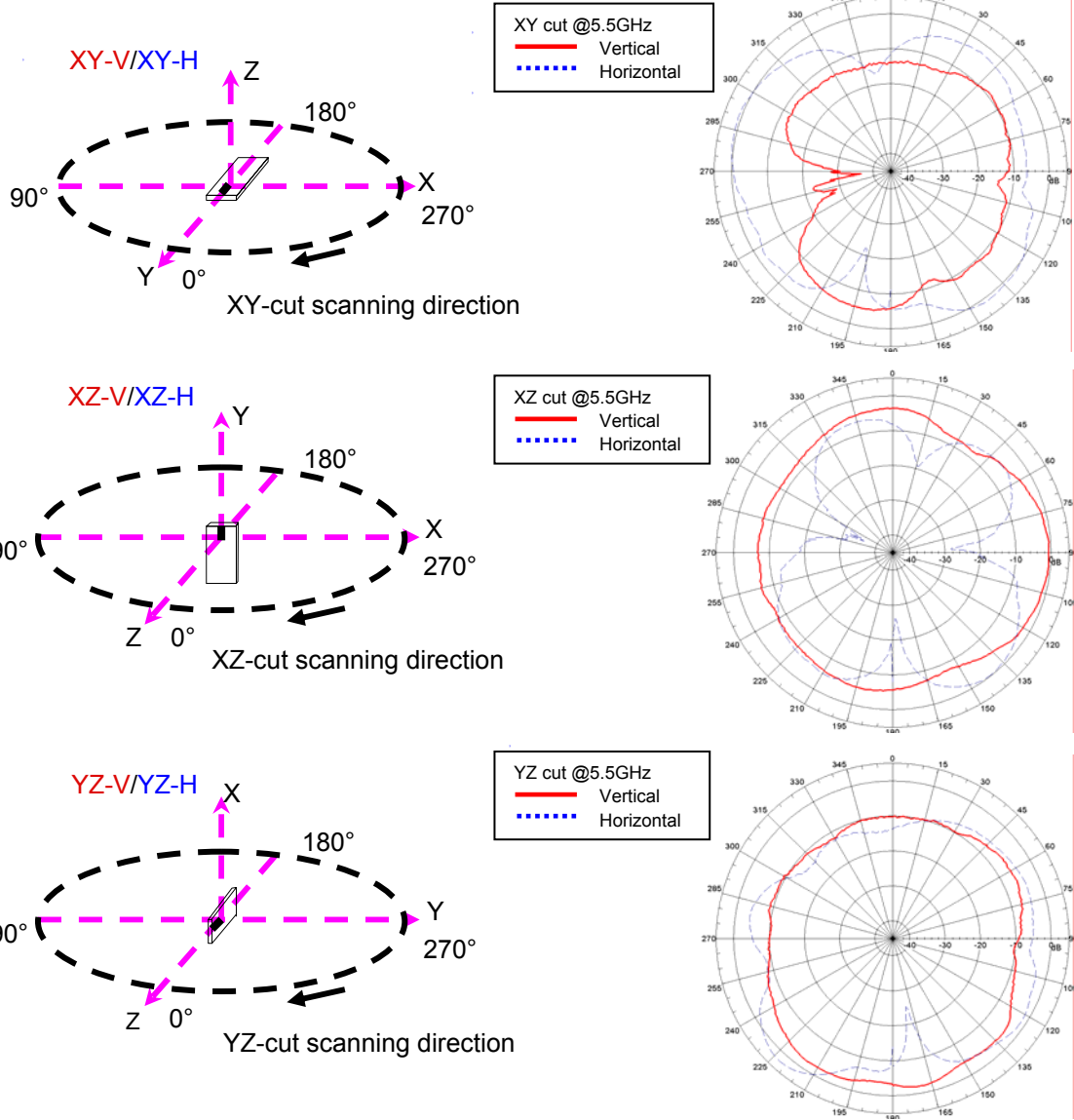
(Tri-Band) WiMax Antenna

P/N 2500AT52M3555

Detail Specification: 08/11/06

Page 6 of 9

Ant1 Radiation Patterns



Johanson Technology, Inc. reserves the right to make design changes without notice.
 All sales are subject to Johanson Technology, Inc. terms and conditions.



www.johansontechnology.com

4001 Calle Tecate • Camarillo, CA 93012 • TEL 805.389.1166 FAX 805.389.1821

2003 Johanson Technology, Inc. All Rights Reserved

High Frequency Ceramic Solutions

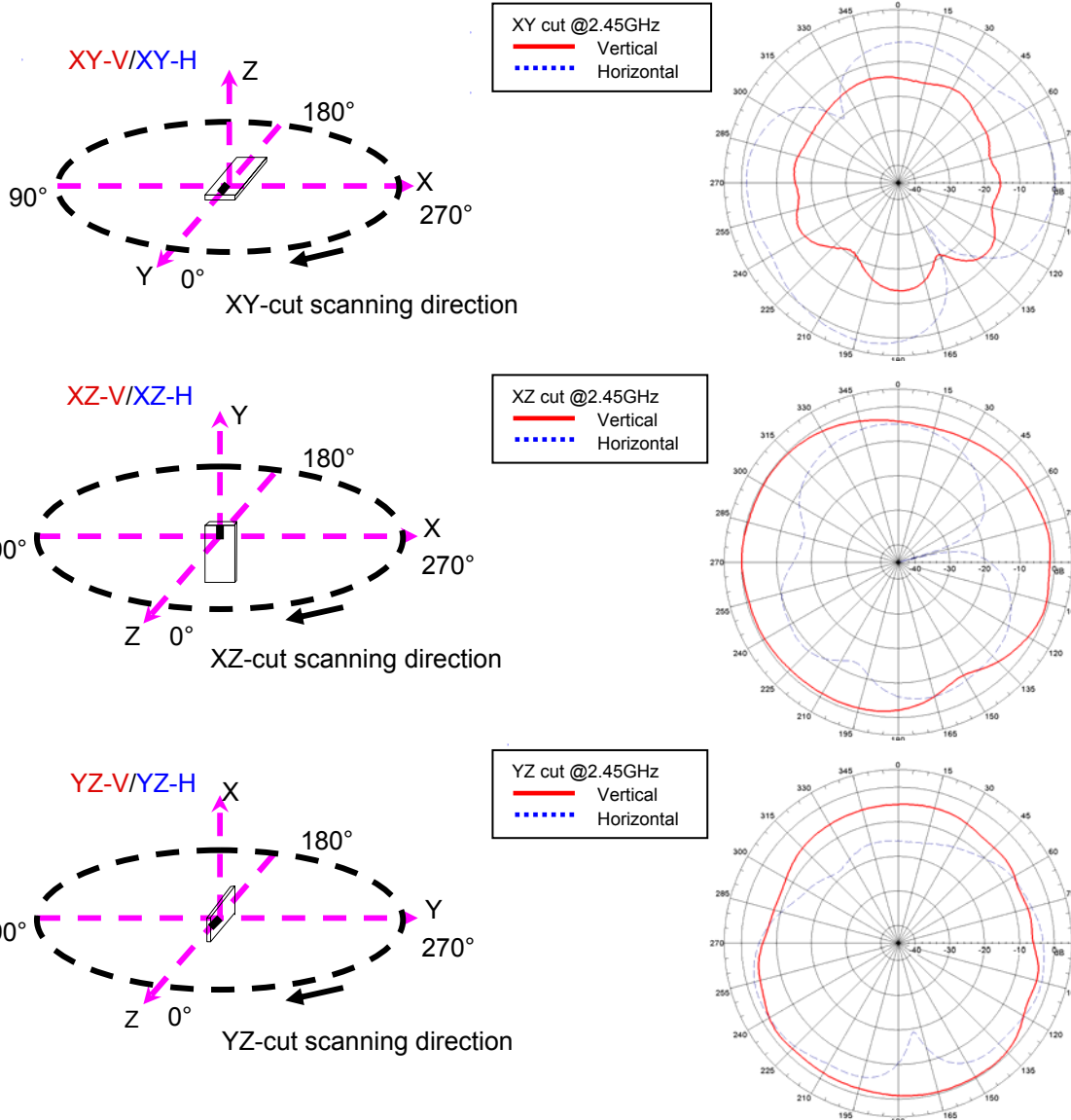
(Tri-Band) WiMax Antenna

P/N 2500AT52M3555

Detail Specification: 08/11/06

Page 7 of 9

Ant2 Radiation Patterns



Johanson Technology, Inc. reserves the right to make design changes without notice.
 All sales are subject to Johanson Technology, Inc. terms and conditions.



www.johansontechnology.com

4001 Calle Tecate • Camarillo, CA 93012 • TEL 805.389.1166 FAX 805.389.1821

2003 Johanson Technology, Inc. All Rights Reserved

High Frequency Ceramic Solutions

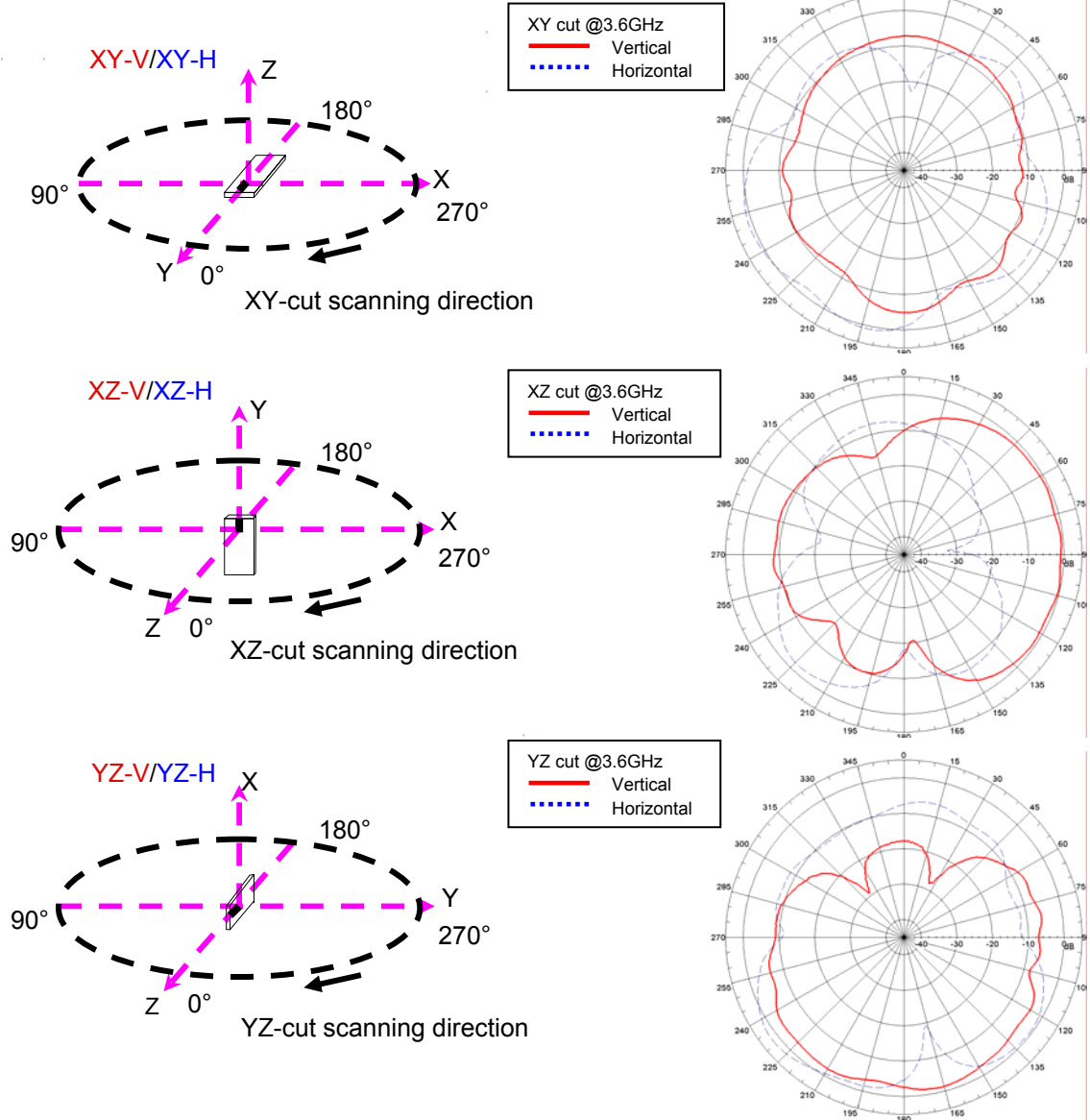
(Tri-Band) WiMax Antenna

P/N 2500AT52M3555

Detail Specification: 08/11/06

Page 8 of 9

Ant2 Radiation Patterns



Johanson Technology, Inc. reserves the right to make design changes without notice.
 All sales are subject to Johanson Technology, Inc. terms and conditions.



www.johansontechnology.com

4001 Calle Tecate • Camarillo, CA 93012 • TEL 805.389.1166 FAX 805.389.1821

2003 Johanson Technology, Inc. All Rights Reserved

High Frequency Ceramic Solutions

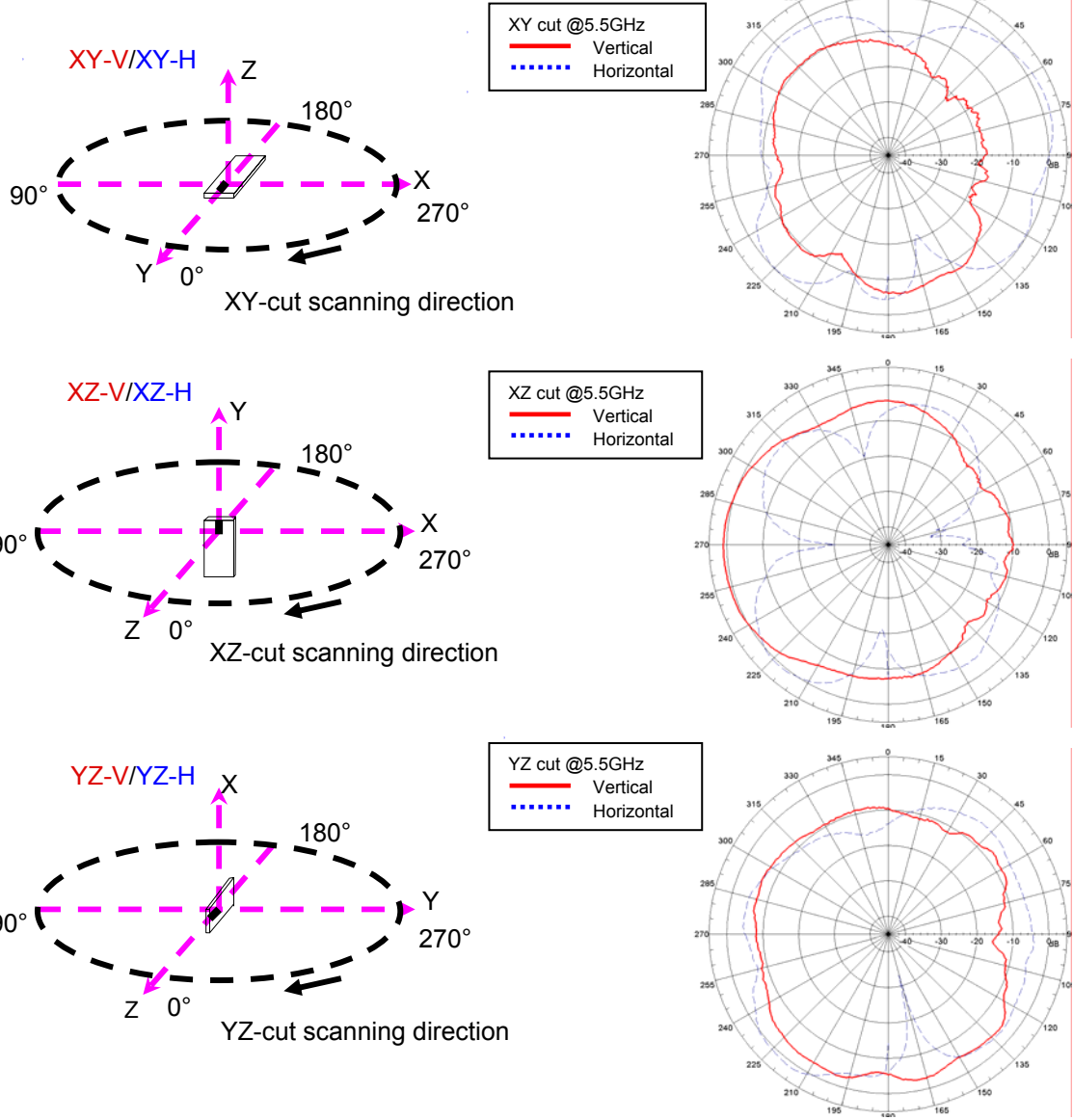
(Tri-Band) WiMax Antenna

P/N 2500AT52M3555

Detail Specification: 08/11/06

Page 9 of 9

Ant2 Radiation Patterns



Johanson Technology, Inc. reserves the right to make design changes without notice.
 All sales are subject to Johanson Technology, Inc. terms and conditions.



www.johansontechnology.com

4001 Calle Tecate • Camarillo, CA 93012 • TEL 805.389.1166 FAX 805.389.1821

2003 Johanson Technology, Inc. All Rights Reserved



Компания «ЭлектроПласт» предлагает заключение долгосрочных отношений при поставках импортных электронных компонентов на взаимовыгодных условиях!

Наши преимущества:

- Оперативные поставки широкого спектра электронных компонентов отечественного и импортного производства напрямую от производителей и с крупнейших мировых складов;
- Поставка более 17-ти миллионов наименований электронных компонентов;
- Поставка сложных, дефицитных, либо снятых с производства позиций;
- Оперативные сроки поставки под заказ (от 5 рабочих дней);
- Экспресс доставка в любую точку России;
- Техническая поддержка проекта, помощь в подборе аналогов, поставка прототипов;
- Система менеджмента качества сертифицирована по Международному стандарту ISO 9001;
- Лицензия ФСБ на осуществление работ с использованием сведений, составляющих государственную тайну;
- Поставка специализированных компонентов (Xilinx, Altera, Analog Devices, Intersil, Interpoint, Microsemi, Aeroflex, Peregrine, Syfer, Eurofarad, Texas Instrument, Miteq, Cobham, E2V, MA-COM, Hittite, Mini-Circuits, General Dynamics и др.);

Помимо этого, одним из направлений компании «ЭлектроПласт» является направление «Источники питания». Мы предлагаем Вам помощь Конструкторского отдела:

- Подбор оптимального решения, техническое обоснование при выборе компонента;
- Подбор аналогов;
- Консультации по применению компонента;
- Поставка образцов и прототипов;
- Техническая поддержка проекта;
- Защита от снятия компонента с производства.



Как с нами связаться

Телефон: 8 (812) 309 58 32 (многоканальный)

Факс: 8 (812) 320-02-42

Электронная почта: org@eplast1.ru

Адрес: 198099, г. Санкт-Петербург, ул. Калинина, дом 2, корпус 4, литера А.