

Features

- Formerly a JENSEN DEVICES product
- High insulation resistance
- Quick response, long service life
- Available DC breakdown range: 2.4 kV to 7.2 kV
- Wide operating temperature range
- RoHS compliant*

Applications

- Street lighting
- Medical devices
- Air conditioning
- Power supplies
- Projectors
- Welders

SA2 Series High Voltage Gas Discharge Tube

Description

Bourns® SA2 Series two-electrode High Voltage Gas Discharge Tube devices are designed for high isolation applications. The series offers high insulation resistance over a wide temperature range and is offered with DC breakdowns from 2.4 kV to 7.2 kV. Other customized voltages between 2 kV and 7.2 kV are available upon request.

Agency Listing

Agency	Category	Agency File No.
UL	UL1414	E183342

Note: UL Listing valid for SA2 Series GDTs rated at 3 kV and above.

Electrical Characteristics

Part No.	Device Specifications							Life Ratings			
	DC Breakdown Voltage @ 500 V/s				Impulse Breakdown	Ramp	Insulation Resistance @ 250 Vdc	Arc Voltage @ 5A min.	Capacitance @ 1 MHz	Nominal Impulse Discharge	Nom. DC Breakdown After Life
	Min.	Typ.	Max.	Tol.	Max.	Typ.	Min.	Typ.	Max.	10 Operations	
SA2-2400-Dxx-STD	2040	2400	2880	-15 % to +20 %	3800 V	@1 kV/μs	10 G Ohm	20 V	1 pF	5 kA, 8/20 μs, ±5 operations in each polarity	>2.0 kV
SA2-2400-Cxx-STD	1920	2400	2880	-20 % to +20 %							>1.9 kV
SA2-3000-Dxx-STD	2550	3000	3600	-15 % to +20 %	4500 V	@7.5 kV/μs					>2.4 kV
SA2-3000-Cxx-STD	2400	3000	3600	-20 % to +20 %							>2.3 kV
SA2-3600-Dxx-STD	3060	3600	4320	-15 % to +20 %	5400 V	@7.5 kV/μs					>3.0 kV
SA2-3600-Cxx-STD	2880	3600	4320	-20 % to +20 %							>2.8 kV
SA2-5500-Dxx-STD	4675	5500	6600	-15 % to +20 %	8000 V	@7.5 kV/μs					>4.4 kV
SA2-5500-Cxx-STD	4400	5500	6600	-20 % to +20 %							>4.2 kV
SA2-6200-Dxx-STD	5270	6200	7440	-15 % to +20 %	8000 V	@7.5 kV/μs					>5.2 kV
SA2-6200-Cxx-STD	4960	6200	7440	-20 % to +20 %							>4.9 kV
SA2-6300-Dxx-STD	5355	6300	7560	-15 % to +20 %	9200 V	@7.5 kV/μs					>5.3 kV
SA2-6300-Cxx-STD	5040	6300	7560	-20 % to +20 %							>5.0 kV
SA2-7200-Dxx-STD	6120	7200	8640	-15 % to +20 %	10000 V	@1 kV/μs	>6.3 kV				
SA2-7200-Cxx-STD	5760	7200	8640	-20 % to +20 %			>6.0 kV				

Note: Model SA2-7200 specification is based on the customer providing sufficient encapsulation/working environment for the component to avoid outside surface breakdown (e.g., non-contaminated equivalent surface in RH 40 % reaches breakdown at 10-12 kV).

Product Characteristics

Operating Temperature Range -40 °C to +125 °C
 Storage Temperature Range -65 °C to +125 °C
 Device Plating Matte-Sn

*RoHS Directive 2002/95/EC Jan. 27, 2003 including annex and RoHS Recast 2011/65/EU June 8, 2011.

Specifications are subject to change without notice.

The device characteristics and parameters in this data sheet can and do vary in different applications and actual device performance may vary over time. Users should verify actual device performance in their specific applications.

SA2 Series High Voltage Gas Discharge Tube



Environmental Characteristics

Section	Category	Test	Condition
IEC 60068-2-13 test M	Operational	Low Air Pressure	Temp. +55 °C, Time 0.5 Sec., Pressure 600 hPa
IEC 60068-2-1, test Ab	Non-Operational	Cold	+40 °C, 96 Hours
IEC 60068-2-2, test Bb		Dry Heat	+100 °C, 96 Hours
IEC 60068-2-30, test Ca		Damp Heat, Steady State	+40 °C, 93 % RH, 21 Days
IEC 60068-2-14, test Na		Rapid Change in Temperature	Upper Temp. +100 °C, Lower Temp. -40 °C, 5 Cycles
IEC 60068-2-6, test Fc		Vibration	10-55 Hz, 30 Min. per Axis, Double Amplitude 0.70 Min.
IEC 60068-2-27, test Ea		Shock Test	30 g, 11 ms, Half Sine Pulse
IEC 60068-2-20, test Ta		Solderability	Method 1, +235 °C, 2 Sec., Aging
IEC 60068-2-20, test Tb		Resistance to Soldering Heat	Method 1A, +260 °C, 5 Sec.
IEC 60068-2-21		Robustness of Terminations	Ua1 (Tensile), Ua2 (Thrust), Ub (Bending) and Uc (Torsion)

How to Order

SA 2 - nnnn - x x x - STD

Series Designator _____

No. of Electrodes _____
 2 = 2 Electrodes

Breakdown Voltage _____
 2400 = 2400 V 6200 = 6200 V
 3000 = 3000 V 6300 = 6300 V
 3600 = 3600 V 7200 = 7200 V
 5500 = 5500 V

Tolerance _____
 C = -20 % to +20 %
 D = -15 % to +20 %

Lead Shape _____
 B = Bent Leads*
 C = No Leads*
 K = Bent Leads with Kinks*
 K1 = Bent Leads with Kinks*
 L = Straight Leads**

Packaging _____
 B = Bulk
 T = Tape & Reel

Standard or Modified Product Indicator _____
 STD = Standard

Typical Part Marking

Below 3 kV..... SA2-xxxx
 3 kV and Up..... SA2-xxxx

* Available in bulk packaging only.

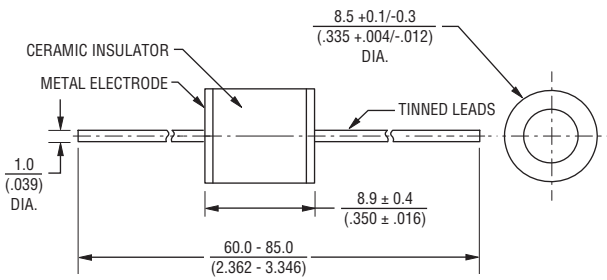
** Bulk packaging available for straight lead devices ≤3600 V. Devices >3600 V available in tape and reel only.

SA2 Series High Voltage Gas Discharge Tube

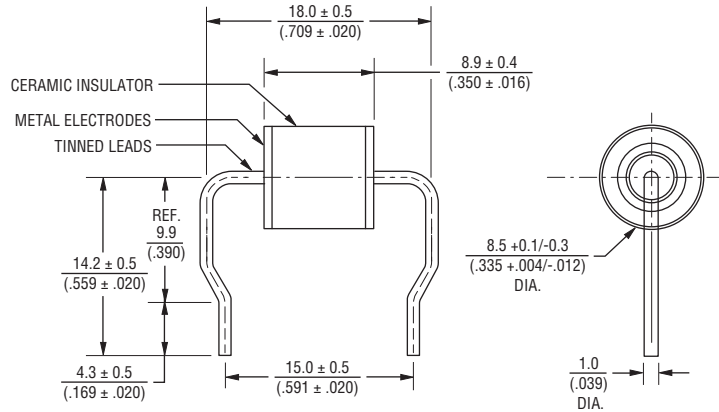
BOURNS®

Product Dimensions

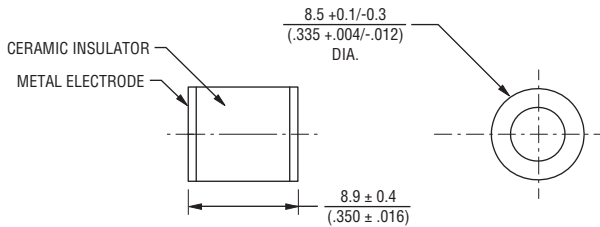
SA2-xxxx-xLx



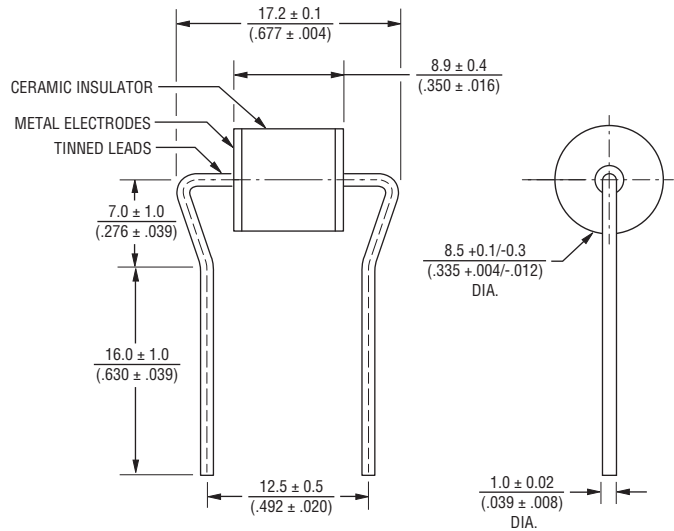
SA2-xxxx-xKx



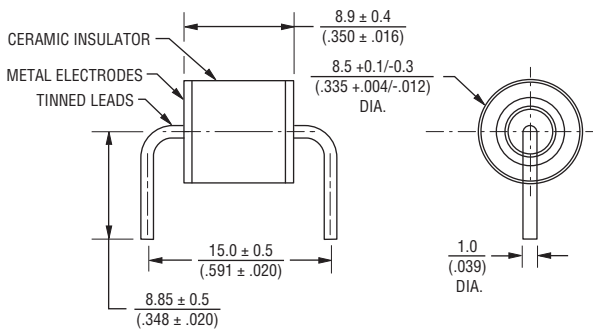
SA2-xxxx-xCx



SA2-xxxx-xK1x



SA2-xxxx-xBx



DIMENSIONS: $\frac{\text{MM}}{\text{(INCHES)}}$

Specifications are subject to change without notice.
 The device characteristics and parameters in this data sheet can and do vary in different applications and actual device performance may vary over time.
 Users should verify actual device performance in their specific applications.

SA2 Series High Voltage Gas Discharge Tube

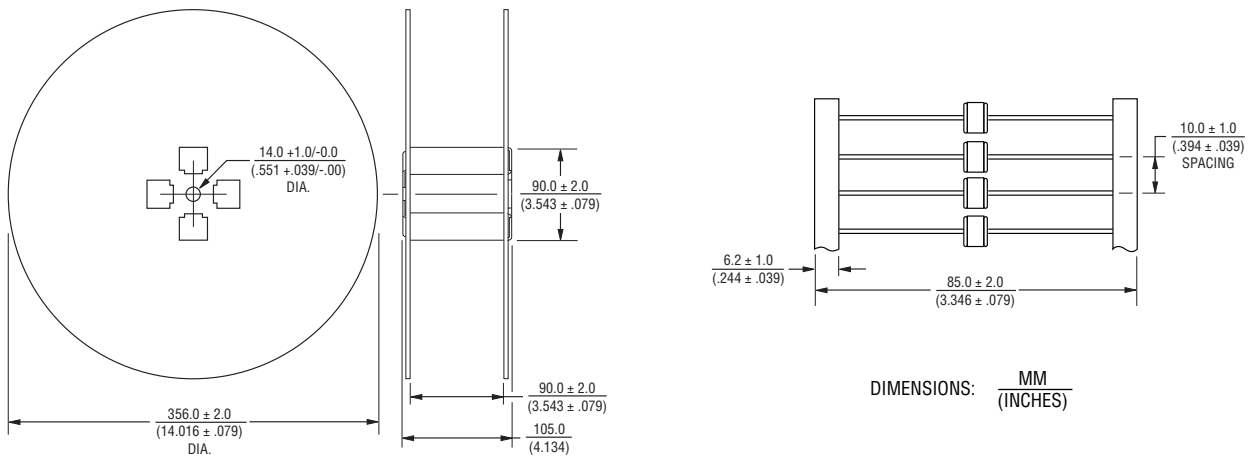
BOURNS®

Packaging Specifications

Model SA2-xxxx-xxB ships standard bulk pack, 1,000 pcs./bag*.
The optional tape and reel packaging contains 1,000 pcs./reel for Model SA2-xxxx-xLT.

* Straight leads version available in bulk or tape and reel packaging; all other models available in bulk packaging only.

SA2-xxxx-xLT



BOURNS®

Asia-Pacific: Tel: +886-2 2562-4117 • Fax: +886-2 2562-4116

Europe: Tel: +41-41 768 5555 • Fax: +41-41 768 5510

The Americas: Tel: +1-951 781-5500 • Fax: +1-951 781-5700

www.bourns.com

REV. 04/13

Specifications are subject to change without notice.
The device characteristics and parameters in this data sheet can and do vary in different applications and actual device performance may vary over time.
Users should verify actual device performance in their specific applications.



Компания «ЭлектроПласт» предлагает заключение долгосрочных отношений при поставках импортных электронных компонентов на взаимовыгодных условиях!

Наши преимущества:

- Оперативные поставки широкого спектра электронных компонентов отечественного и импортного производства напрямую от производителей и с крупнейших мировых складов;
- Поставка более 17-ти миллионов наименований электронных компонентов;
- Поставка сложных, дефицитных, либо снятых с производства позиций;
- Оперативные сроки поставки под заказ (от 5 рабочих дней);
- Экспресс доставка в любую точку России;
- Техническая поддержка проекта, помощь в подборе аналогов, поставка прототипов;
- Система менеджмента качества сертифицирована по Международному стандарту ISO 9001;
- Лицензия ФСБ на осуществление работ с использованием сведений, составляющих государственную тайну;
- Поставка специализированных компонентов (Xilinx, Altera, Analog Devices, Intersil, Interpoint, Microsemi, Aeroflex, Peregrine, Syfer, Eurofarad, Texas Instrument, Miteq, Cobham, E2V, MA-COM, Hittite, Mini-Circuits, General Dynamics и др.);

Помимо этого, одним из направлений компании «ЭлектроПласт» является направление «Источники питания». Мы предлагаем Вам помощь Конструкторского отдела:

- Подбор оптимального решения, техническое обоснование при выборе компонента;
- Подбор аналогов;
- Консультации по применению компонента;
- Поставка образцов и прототипов;
- Техническая поддержка проекта;
- Защита от снятия компонента с производства.



Как с нами связаться

Телефон: 8 (812) 309 58 32 (многоканальный)

Факс: 8 (812) 320-02-42

Электронная почта: org@eplast1.ru

Адрес: 198099, г. Санкт-Петербург, ул. Калинина, дом 2, корпус 4, литера А.