



FCIconnect.com

Copyright FCI.

Configuration of Documents

P/N	Documents	No.	Title	CAT.No.
HFW_S-2STAE1LF	Specification Connector dwg.	SC-HFWS03	CONNECTOR USED FOR FPC/FFC WITH 1mm CONTACT SPACING COPING WITH AUTOMATIC MOUNTING &SMT	HFW_S-2ST1LF
		JSA96464	CAT.NO.TABLE FOR 1mm SPACING SMT CONNECTOR	HFW_S-2ST_LF
		JSA96465	1mm SPACING SURFACE MOUNT FPC/FFC CONNECTOR	HFW_S-2ST_LF
		JSA96466	CAT. NO. TABLE FOR PLASTIC TAPE PACKAGED 1mm SPACING SMT CONN.	HFW_S-2ST1LF
	Cable dwg.	JSA96467 JSA93588 JSA93587	PLASTIC TAPE PACKAGED 1mm SPACING SMT CONNECTOR RECOMMENDED CABLE	HFW_S-2ST1LF HFW_S-2ST_
HFW_S-2STAE1LF	Specification Connector dwg.	SC-HFWS06	CONNECTOR USED FOR CIC WITH 1mm CONTACT SPACING COPING WITH AUTOMATIC MOUNTING &SMT	HFW_S-2STAE1LF
		JSA97359	CAT.NO.TABLE FOR 1mm SPACING SMT CONNECTOR	HFW_S-2STA_LF
		JSA97370	1mm SPACING SURFACE MOUNT FPC/FFC CONNECTOR	HFW_S-2STA_LF
		JSA97371	CAT. NO. TABLE FOR PLASTIC TAPE PACKAGED 1mm SPACING SMT CONN.	HFW_S-2STAE1LF
	Cable dwg.	JSA97372 JSA97373	PLASTIC TAPE PACKAGED 1mm SPACING SMT CONNECTOR RECOMMENDED CABLE	HFW_S-2STAE1LF HFW_S-2STA_
HFW_S-2STBE1LF	Specification Connector dwg.	SC-HFWS06	CONNECTOR USED FOR CIC WITH 1mm CONTACT SPACING COPING WITH AUTOMATIC MOUNTING &SMT	HFW_S-2STBE1LF
		JSA97359	CAT.NO.TABLE FOR 1mm SPACING SMT CONNECTOR	HFW_S-2STB_LF
		JSA97360	1mm SPACING SURFACE MOUNT FPC/FFC CONNECTOR	HFW_S-2STB_LF
		JSA97361	CAT. NO. TABLE FOR PLASTIC TAPE PACKAGED 1mm SPACING SMT CONN.	HFW_S-2STBE1LF
	Cable dwg.	JSA97362 JSA97363	PLASTIC TAPE PACKAGED 1mm SPACING SMT CONNECTOR RECOMMENDED CABLE	HFW_S-2STBE1LF HFW_S-2STB_
HFW_S-6STAE1LF	Specification Connector dwg.	SC-HFWS04	CONNECTOR USED FOR CIC WITH 1mm CONTACT SPACING COPING WITH AUTOMATIC MOUNTING &SMT	HFW_S-6STAE1LF
		JSA96468	CAT.NO.TABLE FOR 1mm SPACING SMT CONNECTOR	HFW_S-6ST_LF
		JSA96469	1mm SPACING SURFACE MOUNT CIC CONNECTOR	HFW_S-6ST_LF
		JSA96470	CAT. NO. TABLE FOR PLASTIC TAPE PACKAGED 1mm SPACING SMT CONN.	HFW_S-6STAE1LF
	Cable dwg.	JSA96471 JSA93944	PLASTIC TAPE PACKAGED 1mm SPACING SMT CONNECTOR RECOMMENDED CABLE	HFW_S-6STAE1LF HFW_S-6ST_

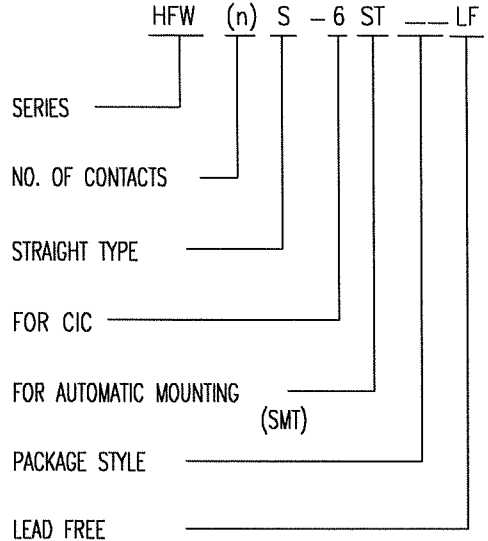
mat'l. code				surface 58 / tolerance ISO 1302 / ISO 406 / ISO 1101		projection		product family 580F		CODE JP
ltr	ecn no	dr	date	tolerances unless otherwise specified		mm		title		
A	J05-0334	H.T	6/3/05	angles	linear	scale \propto		HFW_S Documents Configuration (1mm Contact Spacing connector)		
B	J06-0435	H.T	10/26/06					dwg no		sheet 1 of 1
C	J07-0481	H.T	2007-9-26					JSA96472		A4
D	J07-0502	H.T	2007-10-10	dr	engr	FCI logo		type Product Customer Drawing		
				chr	appd					Rev D
sheet index	revision sheet	D	1							D

form: A4

CAT. NO. & DIMENSIONS

(NOTE3)	NO. OF CONTACTS (n)	CAT. NO.	DIMENSIONS (NOTE2)				
			A±0.2	B±0.2	C±0.2	D±0.2	E±0.2
	4	HFW4S-6ST__LF	7	5.14	3	—	—
	5	HFW5S-6ST__LF	8	6.14	4	—	—
	6	HFW6S-6ST__LF	9	7.14	5	—	—
	7	HFW7S-6ST__LF	10	8.14	6	—	—
	8	HFW8S-6ST__LF	11	9.14	7	—	—
	9	HFW9S-6ST__LF	12	10.14	8	0.35	7.3
	10	HFW10S-6ST__LF	13	11.14	9	0.35	8.3
	11	HFW11S-6ST__LF	14	12.14	10	1.35	7.3
	12	HFW12S-6ST__LF	15	13.14	11	1.35	8.3
	13	HFW13S-6ST__LF	16	14.14	12	2.35	7.3
	14	HFW14S-6ST__LF	17	15.14	13	2.35	8.3
	15	HFW15S-6ST__LF	18	16.14	14	3.35	7.3
	16	HFW16S-6ST__LF	19	17.14	15	3.35	8.3
	17	HFW17S-6ST__LF	20	18.14	16	4.35	7.3
	18	HFW18S-6ST__LF	21	19.14	17	4.35	8.3
	19	HFW19S-6ST__LF	22	20.14	18	5.35	7.3
	20	HFW20S-6ST__LF	23	21.14	19	5.35	8.3
	21	HFW21S-6ST__LF	24	22.14	20	6.35	7.3
	22	HFW22S-6ST__LF	25	23.14	21	6.35	8.3
	23	HFW23S-6ST__LF	26	24.14	22	7.35	7.3
	24	HFW24S-6ST__LF	27	25.14	23	7.35	8.3
	25	HFW25S-6ST__LF	28	26.14	24	8.35	7.3
	26	HFW26S-6ST__LF	29	27.14	25	8.35	8.3
	27	HFW27S-6ST__LF	30	28.14	26	9.35	7.3
	28	HFW28S-6ST__LF	31	29.14	27	9.35	8.3
	29	HFW29S-6ST__LF	32	30.14	28	10.35	7.3
	30	HFW30S-6ST__LF	33	31.14	29	10.35	8.3
*	31	HFW31S-6ST__LF	34	32.14	30	11.35	7.3
	32	HFW32S-6ST__LF	35	33.14	31	11.35	8.3
*	33	HFW33S-6ST__LF	36	34.14	32	12.35	7.3

CAT. NO.



NOTES

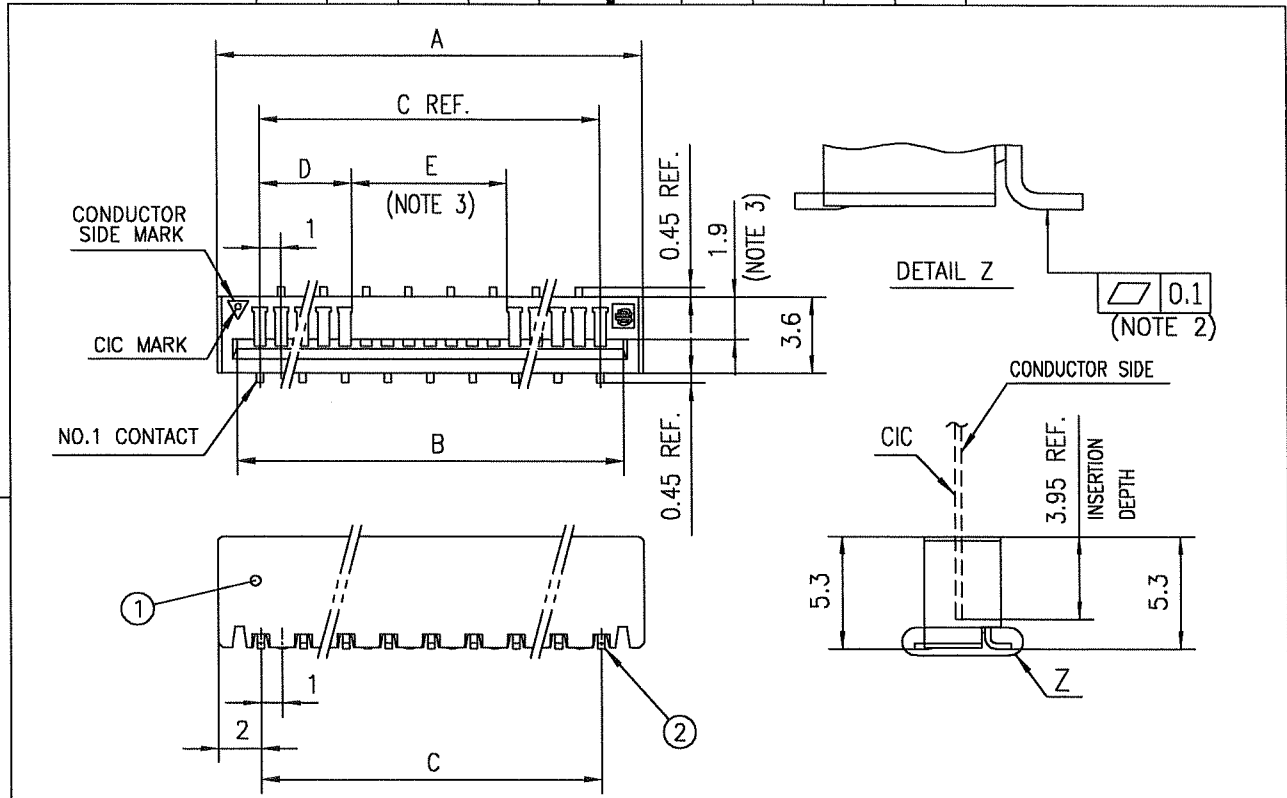
1. THIS PRODUCT IS THE CONNECTOR DESIGNED TO TERMINATE CIC AND COPE WITH AUTOMATIC MOUNTING (SMT).
2. SEE PART DRAWINGS FOR DIMENSIONS A~E.
3. PLEASE CONSULT US IN CASE OF USING PARTS WITH * MARK.



FCJconnect.com

Copyright FCJ.

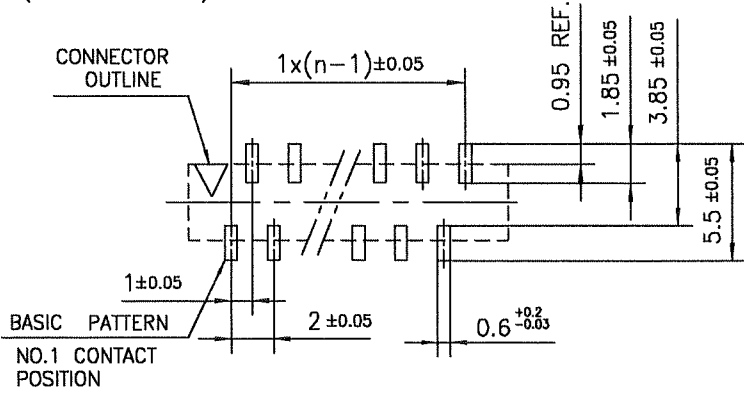
mat'l. code				surface 58 / tolerance ISO 1302 ✓ / ISO 406 / ISO 1101		projection		product family 580F		CODE JP	
ltr	ecn no	dr	date	tolerances unless otherwise specified		mm		title CAT. NO. TABLE FOR 1mm SPACING SMT CONNECTOR (CAT.No.HFW__S-6ST__LF)			
A	J05-0334	H.T	6/3/05	angles	linear	scale X		dwg no JSA 96468		sheet 1 of 1 size A4	
B	J06-0435	H.T	10/26/06					type Product Customer Drawing			
sheet index		revision B sheet 1		dr <i>H. J. ... 10/26/06</i>				engr <i>H. J. ... 10/26/06</i>		Rev. B	
				chr <i>R. S. ... 10/26/06</i>							
				appd <i>S. Mudana ... 10/27/06</i>							



PT. NO.	PARTS NAME	MATERIAL	Q'TY	NOTE
1	HOUSING	PA6T RESIN GLASS REINFORCED (UL94V-0)	1	COLOR : BLACK
2	CONTACT	PHOSPHOR BRONZE	n	Ni UNDER Sn PLATING (LEAD FREE)

n : NO. OF CONTACTS

RECOMMENDED PC BOARD LAYOUT
(COMPONENT SIDE)



NOTES

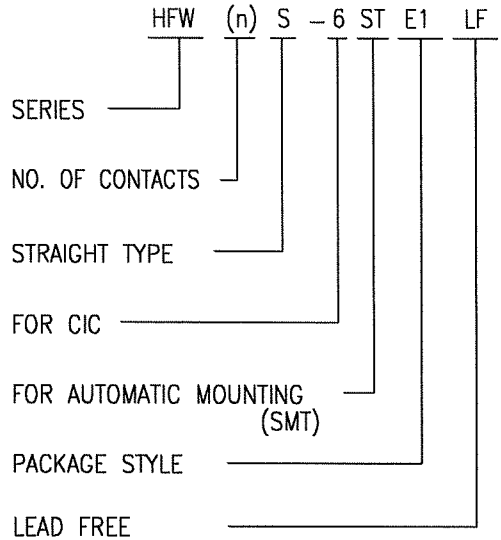
1. THIS PRODUCT IS THE CONNECTOR DESIGNED TO TERMINATE CIC AND COPE WITH AUTOMATIC MOUNTING (SMT).
2. FLATNESS OF CONTACT TERMINAL MUST BE WITHIN TOLERANCE IN Z PORTION DETAILED DRAWING.
3. THIS DIMENSION IS SPACE FOR THE NOZZLE OF MOUNTER.
4. THIS PRODUCT MEETS EUROPEAN UNION DIRECTIVES AND OTHER COUNTRY REGULATIONS AS DESCRIBED IN GS-22-008
5. THE HOUSING WILL WITHSTAND EXPOSURE TO 260°C PEAK TEMPERATURE FOR 10 SECONDS IN A REFLOW SOLDERING OVEN.

mat'l. code				surface 58 ISO 1302	tolerance ISO 406 ISO 1101	projection 	product family 580F	CODE JP
ltr	ecn no	dr	date	tolerances unless otherwise specified		mm 	title 1mm SPACING SURFACE MOUNT CIC CONNECTOR (CAT.No.HFW__S-6ST__LF)	
A	J05-0334	H.T	6/3/05	angles	±0.2			
B	J05-0731	H.T	10/28/05	linear				
C	J06-0435	H.T	10/26/06			scale	dwg no JSA 96469	
				dr	H. [Signature]	10/26/06	sheet 1 of 1 size A4	
				enr	H. [Signature]	10/26/06	type Product Customer Drawing	
				chr	K. [Signature]	10/26/06	Rev. C	
				appd	S. [Signature]	10/27/06	D	
sheet index	revision	C	1					

CAT. NO. & DIMENSIONS

(NOTE4)	NO. OF CONTACTS (n)	CAT. NO. (NOTE2)	DIMENSIONS (NOTE3)		
			F ± 5	G ±0.3	H ±0.1
	4	HFW4S-6STE1LF	28.4	24	—
	5	HFW5S-6STE1LF	28.4	24	—
	6	HFW6S-6STE1LF	28.4	24	—
	7	HFW7S-6STE1LF	28.4	24	—
	8	HFW8S-6STE1LF	28.4	24	—
	9	HFW9S-6STE1LF	28.4	24	—
	10	HFW10S-6STE1LF	28.4	24	—
	11	HFW11S-6STE1LF	28.4	24	—
	12	HFW12S-6STE1LF	28.4	24	—
	13	HFW13S-6STE1LF	28.4	24	—
	14	HFW14S-6STE1LF	36.4	32	28.4
	15	HFW15S-6STE1LF	36.4	32	28.4
	16	HFW16S-6STE1LF	36.4	32	28.4
	17	HFW17S-6STE1LF	36.4	32	28.4
	18	HFW18S-6STE1LF	48.4	44	40.4
	19	HFW19S-6STE1LF	48.4	44	40.4
	20	HFW20S-6STE1LF	48.4	44	40.4
	21	HFW21S-6STE1LF	48.4	44	40.4
	22	HFW22S-6STE1LF	48.4	44	40.4
	23	HFW23S-6STE1LF	48.4	44	40.4
	24	HFW24S-6STE1LF	48.4	44	40.4
	25	HFW25S-6STE1LF	48.4	44	40.4
	26	HFW26S-6STE1LF	48.4	44	40.4
	27	HFW27S-6STE1LF	48.4	44	40.4
	28	HFW28S-6STE1LF	48.4	44	40.4
	29	HFW29S-6STE1LF	60.4	56	52.4
	30	HFW30S-6STE1LF	60.4	56	52.4
*	31	HFW31S-6STE1LF	60.4	56	52.4
	32	HFW32S-6STE1LF	60.4	56	52.4
*	33	HFW33S-6STE1LF	60.4	56	52.4

CAT. NO.



NOTES

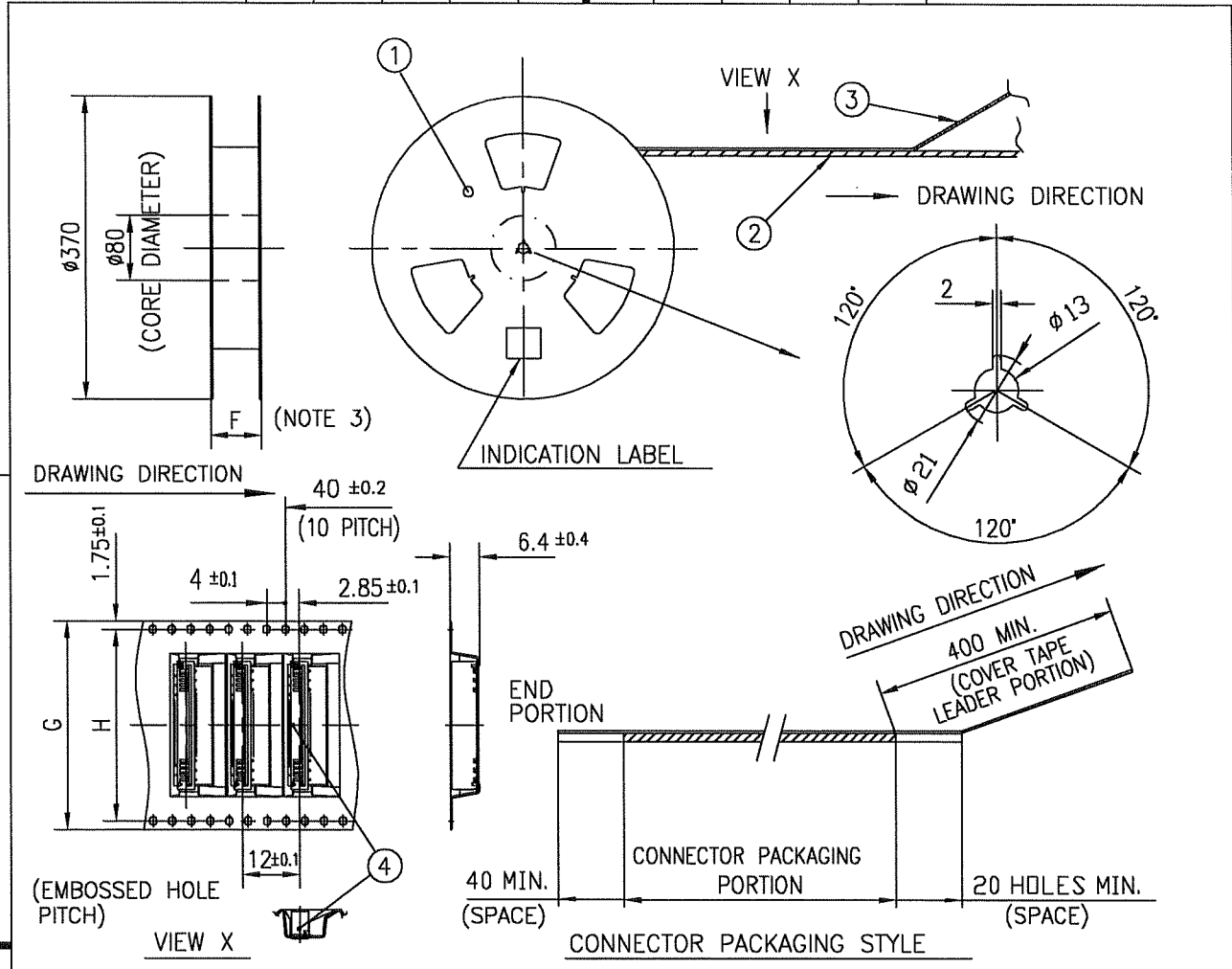
- THIS PRODUCT IS THE CONNECTOR DESIGNED TO TERMINATE CIC AND COPE WITH AUTOMATIC MOUNTING (SMT).
- THIS CATALOG NO. INDICATES PLASTIC TAPE PACKAGED CONNECTOR.
- SEE PART DRAWINGS FOR DIMENSIONS F~G.
- PLEASE CONSULT US IN CASE OF USING PARTS WITH * MARK.



FCIconnect.com

Copyright FCI.

mat'l. code				surface 58 / tolerance ISO 1302 ✓ / ISO 406 / ISO 1101		projection		product family 580F		CODE JP		
ltr	ecn no	dr	date	tolerances unless otherwise specified				title				
A	J05-0334	H.T	6/3/'05	angles linear				CAT. NO. TABLE FOR PLASTIC TAPE PACKAGED 1mm SPACING SMT CONN. (CAT.No. HFW__S-6STE1LF)				
B	J06-0435	H.T	10/26/'06					mm				scale X
				dr		10/26/06		dwg no		sheet 1 of 1 size		
				enr		10/26/06		JSA 96470		A4		
				chr		10/24/06		type Product Customer Drawing				
				app		10/27/06						
sheet index	revision sheet	B	1									Rev. B



PT. NO.	PARTS NAME	CAT. NO.	MATERIAL	Q'TY	NOTE
1	REEL	_____	CARDBOARD	1	COLOR:GRAY
2	PLASTIC (EMBOSS) TAPE	_____	PET	_____	COLOR:TRANSPARENCY
3	COVER	_____	POLYESTER	_____	COLOR:TRANSPARENCY
4	CONNECTOR	HFWS__S-6ST__LF	SEE ATTACHED DWG.	1000	_____

NOTES

1. THIS IS PLASTIC TAPE PACKAGED CONNECTOR USED FOR CIC AND COPEs WITH AUTOMATIC MOUNTING (SMT).
2. SEE JIS C 0806 (PACKING OF ELECTRONIC COMPONENTS ON CONTINUOUS TAPES (SURFACE MOUNTING DEVICES)) FOR SHAPE AND DIMENSIONS OF PLASTIC (EMBOSS) TAPE AND REEL.
3. F DIMENSION IS PORTION OF THE CORE.

mat'l. code				surface 58 ISO 1302	tolerance ISO 406 ISO 1101	projection 	product family 580F	CODE JP
ltr	ecn no	dr	date	tolerances unless otherwise specified		mm	title PLASTIC TAPE PACKAGED 1mm SPACING SMT CONNECTOR (CAT.No.HFWS__S-6STE1LF)	
A	J05-0334	H.T	6/3/'05	angles	linear			
B	J06-0435	H.T	10/26/'06	±5'		scale	dwg no	
				dr	<i>H. Sudann</i> 10/26/06		sheet 1 of 1 size	
				enr	<i>H. Sudann</i> 10/26/06		JSA 96471	
				chr	<i>R. Shouge</i> 10/26/06		A4	
				app	<i>S. Sudann</i> 10/27/06		type Product Customer Drawing	
sheet index	revision sheet	B	1					Rev. B



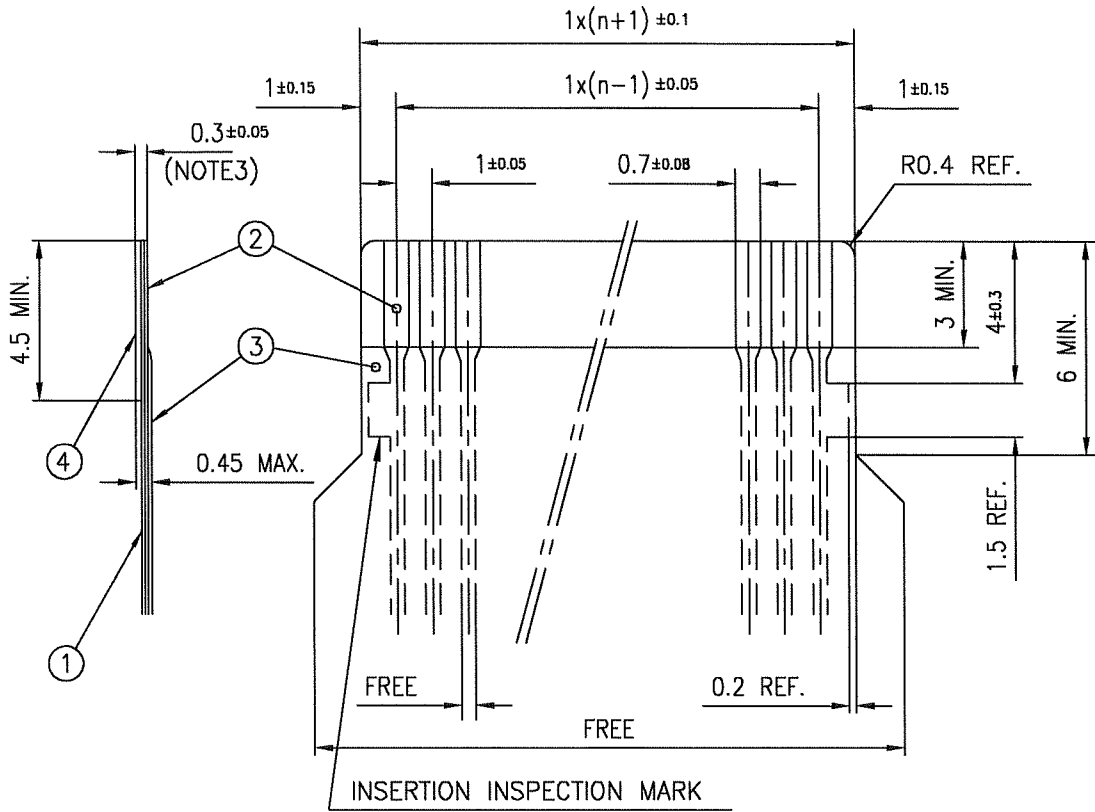
FCJconnect.com

Copyright FCJ.



RECOMMENDED CABLE (CIC)

n : NO. OF CONDUCTOR



PT. NO.	PARTS NAME	MATERIAL	THICKNESS (μm)	
1	BASE FILM	POLYESTER OR EQUAL	75	25
2	CONDUCTOR	CARBON PASTE OVER SILVER PASTE	10 MIN.	
3	OVERLAY	POLYIMIDE OR POLYESTER OR EQUAL	—	
4	SUPPORTING TAPE	POLYESTER OR POLYIMIDE OR EQUAL	188	250

NOTES

1. NO BURR AT EACH PORTION.
2. NO PEELING IN COMMON USE.
3. TOTAL THICKNESS LIMIT OF EACH MATERIAL (INCLUDING ADHESIVE AGENT) IS SPECIFIED.

mat'l. code				surface 58 / tolerance ISO 1302 ✓ ISO 406 ISO 1101		projection		product family 580F		CODE JP		
ltr	ecn no	dr	date	tolerances unless otherwise specified		mm		title				
AA	J04-0334	H.T	Oct.13,'04			mm		RECOMMENDED CABLE				
AB	J06-0435	H.T	10/26/'06	angles	linear	scale X		(CAT.No.HFW__S-6ST__)				
				dr	<i>[Signature]</i>	10/26/06		dwg no		sheet 1 of 1 size		
				enr	<i>[Signature]</i>	10/26/06		JSA 93944		A4		
				chr	<i>[Signature]</i>	10/26/06		type		Product Customer Drawing		
				appd	<i>[Signature]</i>	10/27/06						
sheet index	revision sheet	AB	1									Rev. AB



Компания «ЭлектроПласт» предлагает заключение долгосрочных отношений при поставках импортных электронных компонентов на взаимовыгодных условиях!

Наши преимущества:

- Оперативные поставки широкого спектра электронных компонентов отечественного и импортного производства напрямую от производителей и с крупнейших мировых складов;
- Поставка более 17-ти миллионов наименований электронных компонентов;
- Поставка сложных, дефицитных, либо снятых с производства позиций;
- Оперативные сроки поставки под заказ (от 5 рабочих дней);
- Экспресс доставка в любую точку России;
- Техническая поддержка проекта, помощь в подборе аналогов, поставка прототипов;
- Система менеджмента качества сертифицирована по Международному стандарту ISO 9001;
- Лицензия ФСБ на осуществление работ с использованием сведений, составляющих государственную тайну;
- Поставка специализированных компонентов (Xilinx, Altera, Analog Devices, Intersil, Interpoint, Microsemi, Aeroflex, Peregrine, Syfer, Eurofarad, Texas Instrument, Miteq, Cobham, E2V, MA-COM, Hittite, Mini-Circuits, General Dynamics и др.);

Помимо этого, одним из направлений компании «ЭлектроПласт» является направление «Источники питания». Мы предлагаем Вам помощь Конструкторского отдела:

- Подбор оптимального решения, техническое обоснование при выборе компонента;
- Подбор аналогов;
- Консультации по применению компонента;
- Поставка образцов и прототипов;
- Техническая поддержка проекта;
- Защита от снятия компонента с производства.



Как с нами связаться

Телефон: 8 (812) 309 58 32 (многоканальный)

Факс: 8 (812) 320-02-42

Электронная почта: org@eplast1.ru

Адрес: 198099, г. Санкт-Петербург, ул. Калинина, дом 2, корпус 4, литера А.