


SD

D'Sub connectors - Stamped and Formed Contacts

STRAIGHT PCB TERMINATION STANDARD and HIGH DENSITY



Specifications

- Connectors according to: MIL C24308 - NFC 93425-HE5
- UL File: E149426

CHARACTERISTICS

| Materials and Platings | |
|------------------------|---|
| Shells | Steel, tin over nickel plating |
| Insulator | Glass-filled thermoplastic, UL 94V- 0 |
| Contacts | Brass, selected gold in mating area; 2.54µm (100 µ") min.tin on termination area over 1.27µm (50µ") min.nickel |
| Rear insert | Brass, 2.54µm (100µ") min.nickel plated |
| Boardlock | Brass, 2.54µm (100µ") min.nickel plated |
| Screwlock | Brass, 2.54µm (100µ") min.nickel plated (removable) |

DESCRIPTION

The Amphenol SD series features precision formed contacts, and insulator with closed entry contacts cavities. This series gives you Amphenol's high standards of quality and reliability to meet all of your commercial requirements.

| Electrical Data | |
|------------------------------|--|
| Current rating | Standard Density:5A High Density:3A |
| Voltage rating | 250V AC/ rms 50Hz |
| Withstanding voltage | 1000V AC/rms 50Hz for one minute |
| Insulation resistance | 1000MΩ at 500V DC |
| Contact resistance | 20mΩ max |

| Climatic Data | |
|------------------------------|-----------------|
| Operating temperature | -55°C to +125°C |
| Salt spray | 24 hours |

| Mechanical Data | | | | | |
|--|----|--|--------------|---------------|--------------|
| Single contact insertion force | | 0.54kg (1.19lb) max | | | |
| Single contact withdrawal force | | SD : 0.06kg (0.13lb) min HD : 0.02kg (0.044lb) min | | | |
| Mating and unmating force Unit: kg (lb) | | | | | |
| No. of Cts | | SD | | HD | |
| SD | HD | Mate (max) | Unmate (min) | Mate (max) | Unmate (min) |
| 9 | 15 | 3.05 (6.74) | 0.36 (0.79) | 3.81 (8.42) | 0.52 (1.14) |
| 15 | 26 | 5.09 (11.24) | 0.46 (1.01) | 5.95 (13.16) | 1.05 (2.32) |
| 25 | 44 | 8.44 (18.66) | 0.81 (1.8) | 9.26 (20.46) | 1.37 (3.02) |
| 37 | 62 | 12.51 (27.65) | 1.1 (2.47) | 13.48 (29.78) | 1.76 (3.88) |
| 50 | 78 | 14.65 (32.38) | 1.6 (3.56) | 15.82 (34.96) | 2.02 (4.46) |
| Standard plating thickness | | <ul style="list-style-type: none"> • Gold flash • 0.4µm (15µ") Gold • 0.76 µm (30µ") Gold | | | |

APPLICATIONS

- Industrial
- Telecom
- Any industry standard I / O connections

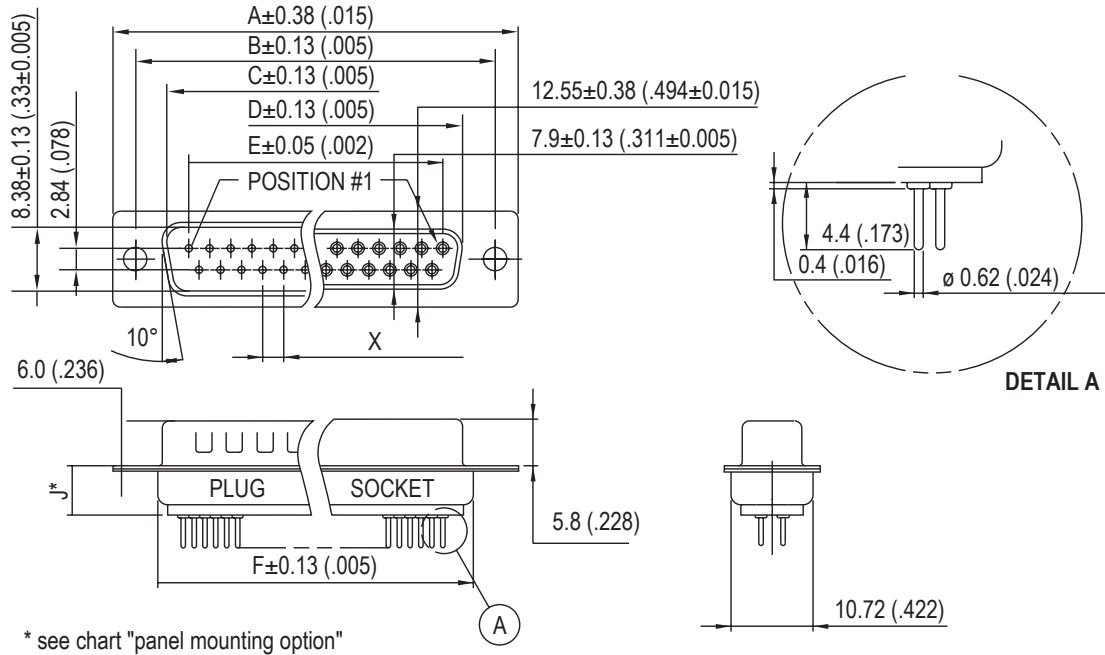
*Economical
straight PCB
mount connectors*

SD / E6

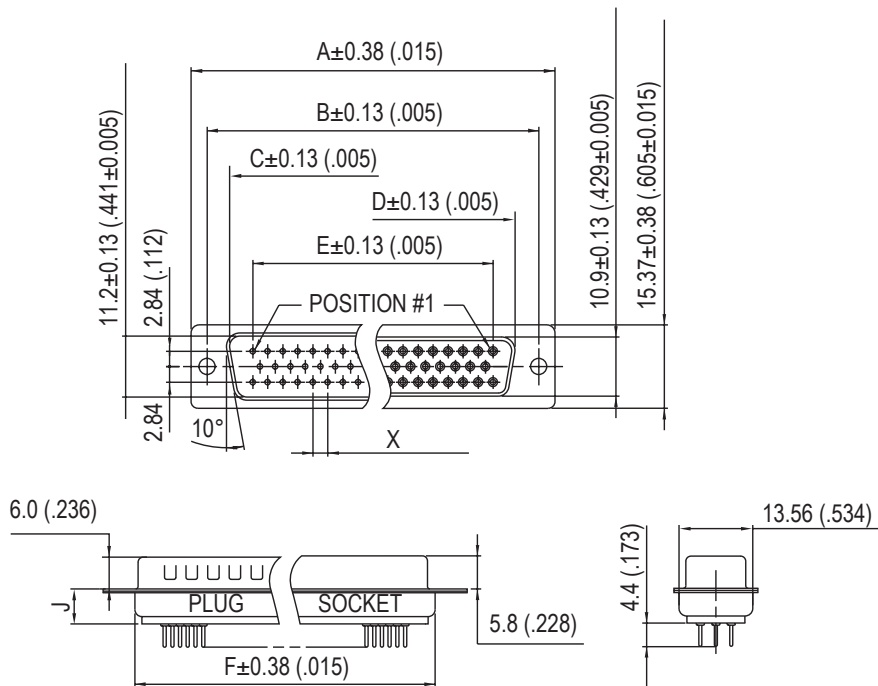


Amphenol

Standard Density

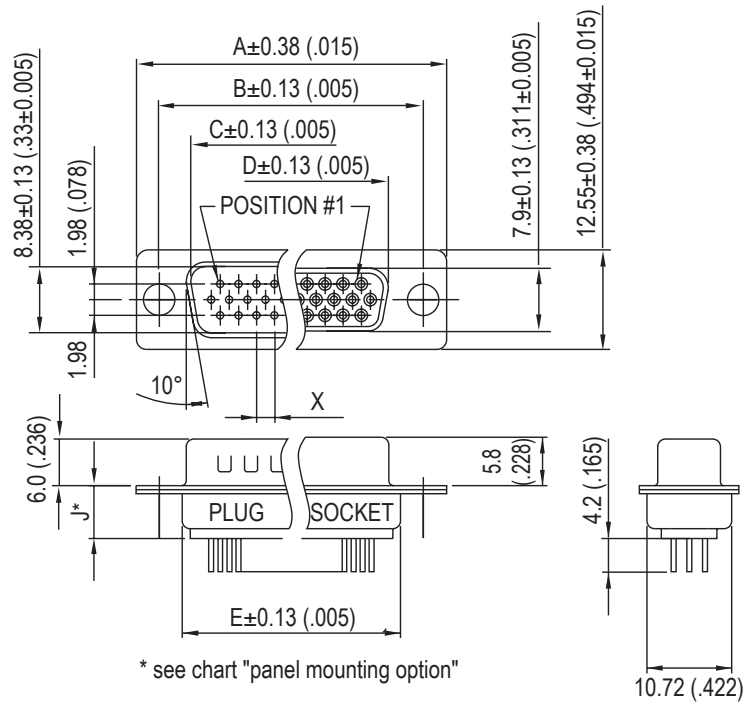


| Nb OF CONTACTS | DIMENSIONS mm (inch) | | | | | | |
|----------------|----------------------|--------------|--------------|--------------|--------------|--------------|-------------|
| | A | B | C | D | E | F | X |
| 9 | 30.84 (1.21) | 24.99 (.98) | 16.92 (.67) | 16.24 (.64) | 11.09 (.44) | 19.28 (.76) | 2.77 (.109) |
| 15 | 39.24 (1.54) | 33.32 (1.31) | 24.7 (.972) | 24.56 (.97) | 19.39 (.76) | 27.51 (1.08) | 2.77 (.109) |
| 25 | 53.04 (2.09) | 47.04 (1.85) | 38.96 (1.53) | 38.38 (1.51) | 33.24 (1.31) | 41.30 (1.63) | 2.77 (.109) |
| 37 | 69.32 (2.73) | 63.50 (2.50) | 55.42 (2.18) | 54.76 (2.16) | 49.86 (1.96) | 57.71 (2.27) | 2.77 (.109) |
| 50 | 67 (2.64) | 61.11 (2.41) | 52.86 (2.08) | 52.34 (2.06) | 44.32 (1.75) | 55.3 (2.18) | 2.77 (.109) |

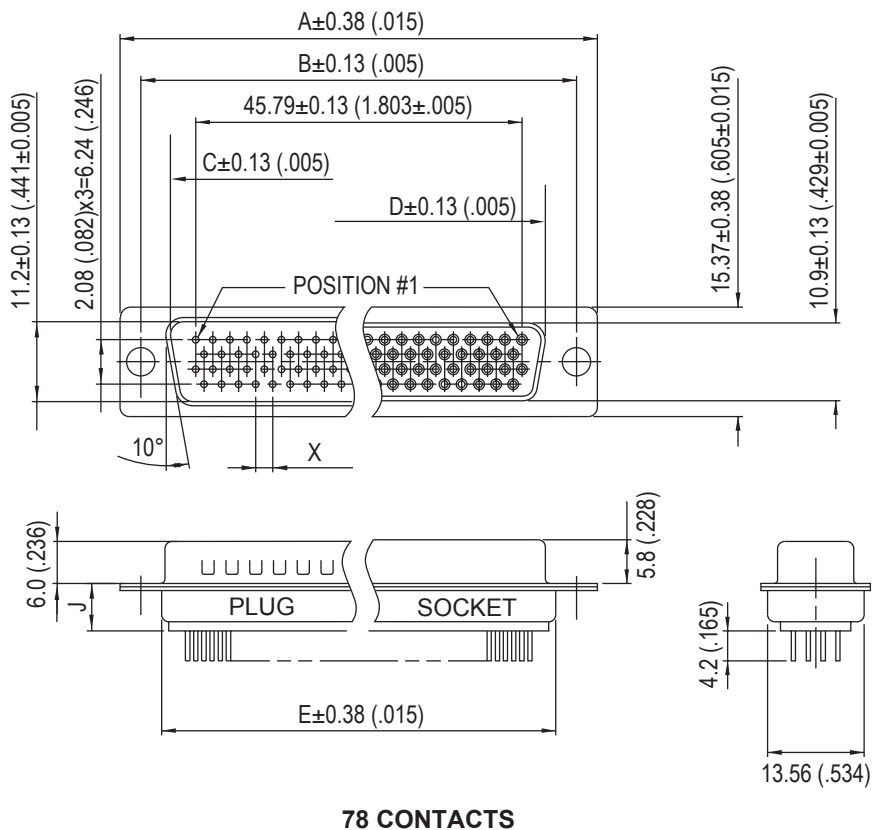


50 CONTACTS

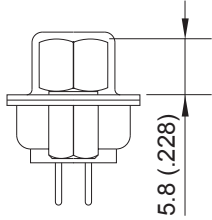
High Density



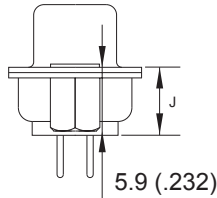
| Nb OF CONTACTS | DIMENSIONS mm (inch) | | | | | |
|----------------|----------------------|--------------|--------------|--------------|--------------|-------------|
| | A | B | C | D | E | X |
| 15 | 30.84 (1.21) | 24.99 (.98) | 16.92 (.67) | 16.24 (.64) | 19.28 (.76) | 2.29 (.090) |
| 26 | 39.24 (1.54) | 33.32 (1.31) | 24.7 (.972) | 24.56 (.97) | 27.51 (1.08) | 2.29 (.090) |
| 44 | 53.04 (2.09) | 47.04 (1.85) | 38.96 (1.53) | 38.38 (1.51) | 41.30 (1.63) | 2.29 (.090) |
| 62 | 69.32 (2.73) | 63.50 (2.50) | 55.42 (2.18) | 54.76 (2.16) | 57.71 (2.27) | 2.41 (.095) |
| 78 | 67 (2.64) | 61.11 (2.41) | 52.86 (2.08) | 52.34 (2.06) | 55.3 (2.18) | 2.41 (.095) |



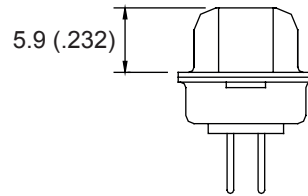
Panel mounting option



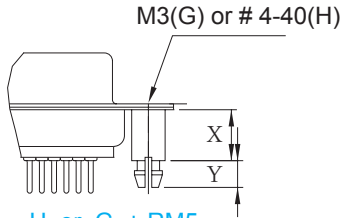
H + VF or G + VFM
Front Female Screwlock



H or G
Threaded Rear Insert

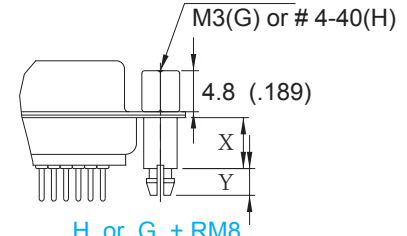


4F or 3F
Fixed Front Screwlock



H or G + RM5
Standoff + Boardlock

| | RM5 RM8 | RM5G RM8G |
|---|------------|--------------|
| X | 6.0(.236) | 12.7(.500) |
| Y | 4.2(.165) | 3.2(.126) |
| J | 6.2(.244) | 10.1(.397) |



H or G + RM8
Front Screwlock, Standoff + Boardlock

Examples: L 717 SD E H 09 P OL2 RM5 C309
L 77 SD E 09 S OL2 4F

How to order

L **OL2** ... **C309**

RoHS Compliant

| | |
|--------------|--|
| Gold flash | 77: tinned shell for receptable 717: tinned shell + dimples for plug |
| 0.4µm (15µ") | 177: tinned shell for receptable 777: tinned shell + dimples for plug |

Series:
SD = Standard density
HD = High density

| Shell size: | SD | HD |
|-------------|----|----|
| E = | 9 | 15 |
| A = | 15 | 26 |
| B = | 25 | 44 |
| C = | 37 | 62 |
| D = | 50 | 78 |

Rear mounting option:
H = 4-40 rear insert
G = M3 rear insert
H or G required with VF, VFM
RM5 or RM8

Plating option:
valid only for 0.76µm (30µ")
part numbers to be written as follow:
or 77.....**C309**
717.....**C309**

Front mounting option:
no digit = 3.05mm rivet
RM5 = Threaded standoff + boardlock
RM8 = Front screwlock, standoff + boardlock
VF = Screwlock 4-40
VFM = Screwlock M3
4F = Fixed screwlock 4-40
3F = Fixed screwlock M3


Termination:
Straight, for PCB mount

Contact type:
P = Plug
S = Socket

Configuration:
09,15,25,37,50 = SD
15,26,44,62,78 = HD

For special request, please consult factory

Do not hesitate to contact us for further information



Amphenol

Amphenol IT & Communication Products

Block A3/A4, The 4th Industrial District of
Industrial Headquarters, Dong Keng Road
Gong Ming Town, Shen Zhen China
Fax: +86(0)755 2754 9955

Technical Support

Tel: +86(0)755 2717 7945
Info-dsub@amphenol.com.cn
http://www.dsubconnector.com



Компания «ЭлектроПласт» предлагает заключение долгосрочных отношений при поставках импортных электронных компонентов на взаимовыгодных условиях!

Наши преимущества:

- Оперативные поставки широкого спектра электронных компонентов отечественного и импортного производства напрямую от производителей и с крупнейших мировых складов;
- Поставка более 17-ти миллионов наименований электронных компонентов;
- Поставка сложных, дефицитных, либо снятых с производства позиций;
- Оперативные сроки поставки под заказ (от 5 рабочих дней);
- Экспресс доставка в любую точку России;
- Техническая поддержка проекта, помощь в подборе аналогов, поставка прототипов;
- Система менеджмента качества сертифицирована по Международному стандарту ISO 9001;
- Лицензия ФСБ на осуществление работ с использованием сведений, составляющих государственную тайну;
- Поставка специализированных компонентов (Xilinx, Altera, Analog Devices, Intersil, Interpoint, Microsemi, Aeroflex, Peregrine, Syfer, Eurofarad, Texas Instrument, Miteq, Cobham, E2V, MA-COM, Hittite, Mini-Circuits, General Dynamics и др.);

Помимо этого, одним из направлений компании «ЭлектроПласт» является направление «Источники питания». Мы предлагаем Вам помощь Конструкторского отдела:

- Подбор оптимального решения, техническое обоснование при выборе компонента;
- Подбор аналогов;
- Консультации по применению компонента;
- Поставка образцов и прототипов;
- Техническая поддержка проекта;
- Защита от снятия компонента с производства.



Как с нами связаться

Телефон: 8 (812) 309 58 32 (многоканальный)

Факс: 8 (812) 320-02-42

Электронная почта: org@eplast1.ru

Адрес: 198099, г. Санкт-Петербург, ул. Калинина, дом 2, корпус 4, литера А.