

## Shelves (Fixed) - Panel Mount (Single Pair of Panel Rails)

Home

Products

Distributors

Technical

Contact Us

Other Options

Path: [Home](#) > [Rack Index](#) > Shelves (Fixed) - Panel Mount



**Vented**  
(7" Deep - 1U Shown)



**Unvented**  
(7" Deep - 1U Shown)



Assembly  
Instructions

### Panel Rail Mounted

*Light Duty (Maximum 40 - 80 pound loads)*

**Fixed Chassis/Shelf (Vented or Unvented)**

- Allows easy rack mounting of narrow equipment or items that do not have rack mounting capabilities.
- Shelves feature formed 16-gauge steel construction
- Choice of three heights - 1.75"(1U), 3.5"(2U) or 5.25"(3U) of panel space
- Front & back edge folded - acting as both stiffeners and equipment retainers..
- Weight load tested: (1U-40 pounds, 2U-65 pounds, 3U-80 pounds)
- Mounts to rack rails either as an internal shelf or external shelf/work area
- Choice of two depths - 7" or 14.5"
- Available in either vented or unvented versions
- Shelves include tie down slots on each side & four tie down holes.
- Perfect for our smaller desk top racks (ex: [RCBS](#), [RCHS](#), [RCHV](#), [RRTT](#), [1459](#) series)
- Rugged textured - black powder paint finish
- Requires mounting [hardware](#)

### A few other installation ideas...



**RASU190107DBK1** mounted

**RASU190107DBK1** front mounted on a "DNRR" series relay rack

**RASVL190314BK1** mounted in a 17" deep - "RCHS" series desktop rack cabinet

upside down on a "DNRR" series relay rack (keyboard not included)

## VENTED

Part Number	Thumbnail Photo (Click to enlarge)	Panel Height		 Reader File	AutoCAD .dxf File (zipped)	3D Solid Model .stp files (zipped)	Shelf Depth	Weight Load Rating (Pounds)	Stiffener Lip(s) Folded
		Inches	Units						
<b>19" Rack Mount</b>									
<b>RASV190107UBK1</b>		1.75"	1U	 147K	 116K	 177K	7"	40	Up (front & back)
<b>RASV190107DBK1</b>		1.75"	1U	 143K	 103K	 156K	7"	40	Down (front & back)
<b>RASVL190314BK1</b>		3.50"	2U	 163K	 124K	 197K	14.5"	65	Up (back only)
<b>RASVL190514BK1</b>		5.25"	3U	 164K	 119K	 197K	14.5"	80	Up (back only)

## UNVENTED

Part Number	Thumbnail Photo (Click to enlarge)	Panel Height		 Reader File	AutoCAD .dxf File (zipped)	3D Solid Model .stp files (zipped)	Shelf Depth	Weight Load Rating (Pounds)	Stiffener Lip(s) Folded
		Inches	Units						
<b>19" Rack Mount</b>									
<b>RASU190107UBK1</b>		1.75"	1U	 77K	 50K	 49K	7"	40	Up (front & back)
<b>RASU190107DBK1</b>		1.75"	1U	 74K	 43K	 38K	7"	40	Down (front & back)
<b>RASUL190314BK1</b>		3.50"	2U	 80K	 46K	 42K	14.5"	65	Up (back only)
<b>RASUL190514BK1</b>		5.25"	3U	 84K	 46K	 42K	14.5"	80	Up (back only)





<b>RASU190715BK1</b>	Black	7.00"	4U	 81K	 45K	 35K	<b>19"</b>	15"	200
<b>RASU190720BK1</b>	Black	7.00"	4U	 73K	 45K	 35K	<b>19"</b>	20"	200
<b>23" Rack Mount</b>									
<b>RASU230515BK1</b>	Black	5.25"	3U	 71K	 45K	 35K	<b>23"</b>	15"	200
<b>RASU230520BK1</b>	Black	5.25"	3U	 72K	 46K	 35K	<b>23"</b>	20"	200
<b>24" Rack Mount</b>									
<b>RASU240515BK1</b>	Black	5.25"	3U	 70K	 45K	 35K	<b>24"</b>	15"	200
<b>RASU240520BK1</b>	Black	5.25"	3U	 72K	 45K	 35K	<b>24"</b>	20"	200



**Vented**



**Unvented**





### Panel Rail Mounted Dual Modem Shelves (Vented or Unvented)

- Dual modem shelf permits front and rear access to modems on open relay racks
- Unvented version available in either 19" or 23" rack panel width
- Uses 3.5" (2U) of vertical panel space
- Overall 19.5" deep
- The vented version provides a sturdy shelf without obstructing upward heat movement
- 16-gauge steel construction
- Front & rear lip folded for extra strength & become equipment retainers
- Weight load tested (DNDMS23BK1) to 200 pounds
- Rugged textured - black powder paint finish
- Requires mounting [hardware](#)



Assembly  
Instructions

## VENTED

Part Number	 Reader File	AutoCAD .dxf File (zipped)	3D Solid Model .stp files (zipped)	Panel Width
<b>19" Rack Mount</b>				
<b>DNDMV19BK1</b>	 164K	 153K	 277K	<b>19"</b>

## UNVENTED

Part Number	 Reader File	AutoCAD .dxf File (zipped)	3D Solid Model .stp files (zipped)	Panel Width
<b>19" Rack Mount</b>				
<b>DNDMS19BK1</b>	 97K	 51K	 43K	<b>19"</b>
<b>23" Rack Mount</b>				
<b>DNDMS23BK1</b>	 97K	 51K	 43K	<b>23"</b>

*Note:* Weight load tested (DNDMS23BK1) to 200 pounds.



### Adjustable Shelf

- Mounts to panel rails using 5.25" (3U) of vertical panel space
- Movable side brackets allow mounting inside or outside rack at 4 different depths
- Designed mainly for open relay racks - works panel mounted on any rack
- Choice of 16" or 20" deep
- Available in either 19" or 23" rack panel width
- 14 Ga. steel construction
- Weight load tested (DNRMA2320BK1) to 275 pounds
- Finished in rugged textured - black powder paint
- Requires mounting [hardware](#)



Assembly  
Instructions



Part Number	 PDF Reader File	AutoCAD .dxf File (zipped)	3D Solid Model .stp files (zipped)	Panel Width	Shelf Depth
<b>19" Rack Mount</b>					
<b>DNRMA1916BK1</b>	 186K	 57K	 41K	<b>19"</b>	16"
<b>DNRMA1920BK1</b>	 192K	 58K	 42K	<b>19"</b>	20"
<b>23" Rack Mount</b>					
<b>DNRMA2316BK1</b>	 182K	 58K	 41K	<b>23"</b>	16"
<b>DNRMA2320BK1</b>	 185K	 59K	 42K	<b>23"</b>	20"

**Note:** Weight load tested (DNRMA2320BK1) to 275 pounds.



### Panel Rail Mounted Clamping Shelves (Vented)

- Allows easy rack mounting of narrow equipment or items that do not have rack mounting capabilities
- Includes two adjustable - gasketed (to protect from scratching the clamped equipment) horizontal clamps.
- Designed for equipment requiring front adjustment without sliding around the shelf (ie...pushbuttons, jacks, plugs, dials etc.)
- Choice of four clamp locations depending on depth of equipment
- Choice of three shelf heights (see table below)
- Mounted equipment height should be at least 1/2" shorter than shelf "panel height" to allow clearance for the gasketed clamps (see table below).
- Provides a sturdy shelf without obstructing upward heat movement
- Rear lip folded up for extra strength & doubles as an equipment retainer
- 14-gauge steel construction
- Rugged textured - black powder paint finish
- Requires mounting [hardware](#)



Example of clamped equipment  
(in this case 10.5" wide)



Assembly  
Instructions

## VENTED

Part Number	Shelf Panel Height		Maximum Equipment Height (Inches)	 Reader File	AutoCAD .dxf File (zipped)	3D Solid Model .stp files (zipped)	Shelf Depth
	Inches	Units					
<b>19" Rack Mount</b>							
<b>RACSV190315BK1</b>	3.50"	2U	3"	 274K	 119K	 257K	15"
<b>RACSV190515BK1</b>	5.25"	3U	4.75"	 290K	 124K	 293K	15"
<b>RACSV190715BK1</b>	7.00"	4U	6.5"	 300K	 131K	 319K	15"



### Panel Rail Mounted Keyboard/Monitor Shelf

- Mounts to panel rails using 5.25" (3U) of vertical panel space
- Extends 15" back from front panel
- Slanted keyboard section is 8.5"
- Rear lip to reduce chance of monitor being pushed off rear of shelf
- Available in either 19" or 23" rack panel width
- 14 Ga. steel construction
- Weight load tested (RKBM23BK1) to 160 pounds
- Finished in rugged textured - black powder paint
- Requires mounting [hardware](#)



Assembly  
Instructions

Part Number	 Reader File	AutoCAD .dxf File (zipped)	3D Solid Model .stp files (zipped)	Panel Width
<b>19" Rack Mount</b>				



<b>RKBM19BK1</b>	 155K	 50K	 40K	<b>19"</b>
<b>23" Rack Mount</b>				
<b>RKBM23BK1</b>	 121K	 50K	 40K	<b>23"</b>

**Note:** Weight load tested (RKBM23BK1) to 160 pounds.

Shelf mounted to open aluminum Relay Rack



(keyboard not included)












### Panel Rail Mounted Equipment Shelf

- Standard 19" rack mount
- A closed shelf with 1.5" dia. holes in each bottom corner for cord access
- Fabricated from 18 gauge steel
- Inside dimensions 17.2" wide x 15" deep
- Opening height is only 1" less than panel height
- Finished in smooth white (to aid visibility), powder paint
- Requires mounting [hardware](#)



Assembly Instructions

<b>Part Number</b>	 Reader	<b>AutoCAD</b> .dxf File	<b>3D</b> Solid Model .stp files	<b>Panel</b> Height
--------------------	-----------------------------------------------------------------------------------------------	-----------------------------	----------------------------------------	------------------------

	File	(zipped)	(zipped)	Inches	Units
<b>19" Rack Mount</b>					
<b>RASE1900815WH2</b>	 88K	 40K	 31K	8.75"	5U
<b>RASE1901015WH2</b>	 81K	 40K	 31K	10.50"	6U
<b>RASE1901215WH2</b>	 80K	 40K	 31K	12.25"	7U

**Note:** Weight load tested (RASE191215WH2) to 75 pounds.

DOWNLOAD



[Panel Mount Shelves - catalog pages \(2\)](#) - Adobe Reader .pdf format (111K)

DOWNLOAD



[all accessories - catalog pages \(44\)](#) - Adobe Reader .pdf format (1,495K)

Exactly what you are looking for???

Link to our stocking distributors - most have "on-line" pricing, stock check and ordering!!!

[Our Distributors](#)

[Order from your favorite distributor](#)

[Home](#) | [Products](#) | [Distributors](#) | [Technical](#) | [Contact Us](#) | [Other Options](#)

Copyright; © 1998-2011 Hammond Mfg Co Inc

URL: <http://www.hammondmfg.com>



Компания «ЭлектроПласт» предлагает заключение долгосрочных отношений при поставках импортных электронных компонентов на взаимовыгодных условиях!

Наши преимущества:

- Оперативные поставки широкого спектра электронных компонентов отечественного и импортного производства напрямую от производителей и с крупнейших мировых складов;
- Поставка более 17-ти миллионов наименований электронных компонентов;
- Поставка сложных, дефицитных, либо снятых с производства позиций;
- Оперативные сроки поставки под заказ (от 5 рабочих дней);
- Экспресс доставка в любую точку России;
- Техническая поддержка проекта, помощь в подборе аналогов, поставка прототипов;
- Система менеджмента качества сертифицирована по Международному стандарту ISO 9001;
- Лицензия ФСБ на осуществление работ с использованием сведений, составляющих государственную тайну;
- Поставка специализированных компонентов (Xilinx, Altera, Analog Devices, Intersil, Interpoint, Microsemi, Aeroflex, Peregrine, Syfer, Eurofarad, Texas Instrument, Miteq, Cobham, E2V, MA-COM, Hittite, Mini-Circuits, General Dynamics и др.);

Помимо этого, одним из направлений компании «ЭлектроПласт» является направление «Источники питания». Мы предлагаем Вам помощь Конструкторского отдела:

- Подбор оптимального решения, техническое обоснование при выборе компонента;
- Подбор аналогов;
- Консультации по применению компонента;
- Поставка образцов и прототипов;
- Техническая поддержка проекта;
- Защита от снятия компонента с производства.



#### Как с нами связаться

**Телефон:** 8 (812) 309 58 32 (многоканальный)

**Факс:** 8 (812) 320-02-42

**Электронная почта:** [org@eplast1.ru](mailto:org@eplast1.ru)

**Адрес:** 198099, г. Санкт-Петербург, ул. Калинина, дом 2, корпус 4, литера А.