



U86B

Urea Dosing

SPECIFICATIONS

- ◆ Mountable with O-ring seal
- ◆ Stainless Steel wetted surfaces
- ◆ Amplified
- ◆ ASIC calibrated
- ◆ Absolute, sealed gage
- ◆ Cable option
- ◆ Analog output
- ◆ SENT Output Optional (contact factory for details)

The U86B is an automotive designed 16mm media isolated, piezoresistive silicon pressure sensor packaged in a 316L stainless steel housing and is designed for O-ring mounting. The sensing package utilizes silicone oil to transfer pressure from the 316L stainless steel diaphragm to the sensing element. The U86B is designed for high performance, low pressure applications. A custom ASIC is used for temperature compensation, offset correction, and provides an amplified output of 0.5 to 4.5V. CE approved and manufactured to TS16949 standard, this model may also come with a cable if desired. For a similar sensor without plastic housing, refer to the 86A or for a plastic threaded fitting, refer to the LM pressure transducer.

FEATURES

- ◆ Mountable O-ring with seal
- ◆ $\pm 0.5\%$ Accuracy
- ◆ ± 2.0 Total Error Band
- ◆ Cable option
- ◆ Freeze Protection Available

APPLICATIONS

- ◆ Urea level
- ◆ Urea pressure
- ◆ Air brakes
- ◆ Corrosive fluid measurement for E&V applications
- ◆ Automotive

STANDARD RANGES

Range	psiA, psiG, psiS	Range	BarA, barG, BarS
0 to 050	*	0 to 005	*
0 to 100	*	0 to 010	*
0 to 150	*	0 to 012	*
0 to 200	*	0 to 013	*

Other pressure ranges available, please contact factory

PERFORMANCE SPECIFICATIONS

Supply Voltage: 5V

Ambient Temperature: 25°C after 10 sec warm-up (unless otherwise specified)

PARAMETERS	MIN	TYP	MAX	UNITS	NOTES
Supply Voltage	4.75	5.00	5.25	V	
Supply Current			12.5	mA DC	
Ratiometric Output	0.5		4.5	V	1, 5
Accuracy (combined linearity, hysteresis & repeatability)	-0.5		0.5	%Span	2
Total Error Band	-2.0		2.0	%Span	3
Compensated Temperature	-7		+105	°C	
Operating Temperature	-40		+105	°C	
Storage Temperature	-40		+125	°C	
Insulation Resistance (500V _{DC})	10			MΩ	4
Reverse Voltage			18	V	
Overvoltage Protection			18	V	
Short Circuit Protection		Continuous			
Output Noise @ 1kHz		13		mV	
Response Time (10% to 90%)		1.0		ms	
Long Term Stability	-0.15		0.15	%Span/Year	
Output Load		47		kΩ	
Diagnostics Ability			Included		

Notes

1. Ratiometric to supply voltage, pressure transfer function at 5V Voltage Supply, see Chart A
2. Best Fit Straight Line
3. TEB includes all accuracy errors, thermal errors, span and zero tolerance over the compensated range
4. Between sensor body to any pins of connector
5. This product can be configured for custom OEM requirements, contact factory for different transfer functions and output clipping. See Chart B

ENVIRONMENTAL SPECIFICATIONS

PARAMETERS	MIN	TYP	MAX	UNITS	NOTES
Pressure Overload			2X	Rated	6
Pressure Burst			3X	Rated	7
Pressure Cycle	1M			Cycles	
Material	Port: 316/316L ST STL Sealing: FKM Fluoroelastomer 70 (O-Ring) Housing: PA66 + 30%GF				
Freezing Protecting		Optional			9

Notes

6. The maximum pressure that can be applied without changing the transducer’s performance or accuracy.
7. The maximum pressure that can be applied to a transducer without rupture of either the sensing element or transducer.
8. Transducers can be installed by M4X0.7 Torx washer head screws (qty 2) with 2.2Nm torque (values provided are for reference). Actual torque depends upon on mating support material, surface flatness and different screws. Transducer housing may crack if over-torqued when installing
9. Medium dead volume that exceeds 350mm³ max in manifold (excluding sensor) may damage the sensor during frozen condition

Agency Approvals

EMC Performance Criteria: Output Change < ±1.5% of FS @RT

ESD

ISO 10605

8kV Contact / 15kV Air

Immunity Radiated Field

ISO 11452-2

Level V, 140V/m, 200MHz-3.2GHz

BCI

ISO 11452-4

d = 150mm, d = 450mm, d = 750mm

Frequency Range: 1MHz-400MHz

Modulation CW, AM

Severity Level V (200mA)

SENT Only

Magnetic Field Test

ISO 11452-8

15Hz to 150kHz, Level 4

Emission Conducted. Voltage Mode/Current Probe

CISPR 25

Frequency Range: 150kHz – 108MHz, Class 5

Emission Radiated

CISPR 25

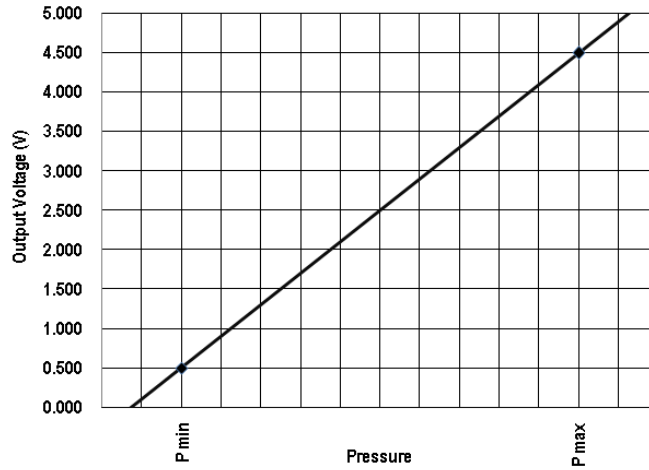
Frequency Range: 150kHz - 2.5GHz, Class 5

Output Interface

SENT (SAE J2716, 2010)

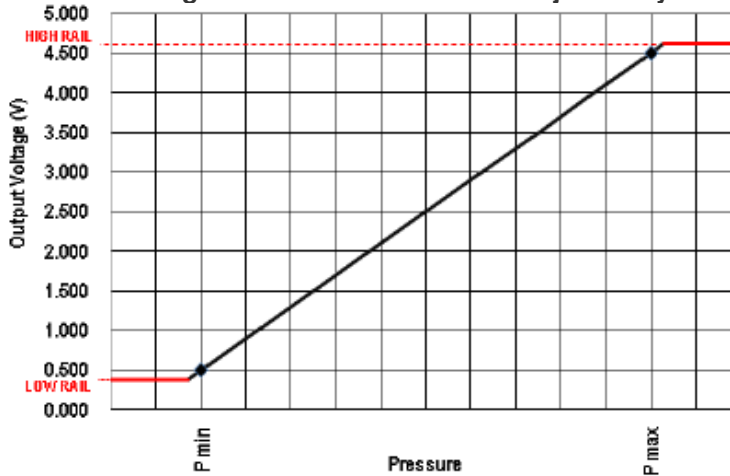
CHARTS

Chart A: Pressure Transfer Function, Supply = 5V

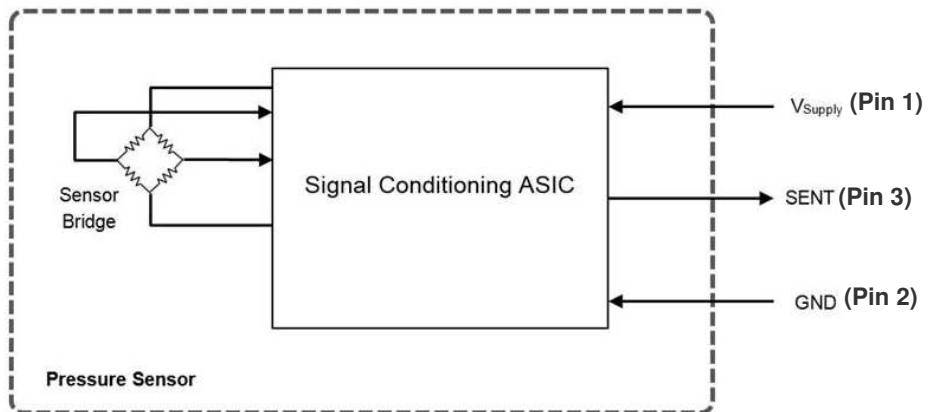


$$\text{Output Voltage} = \frac{80\% \times \text{Supply V}}{P_{\text{max}} - P_{\text{min}}} \times (\text{Pressure Applied} - P_{\text{min}}) + 10\% \times \text{Supply V}$$

Chart B: OEM Custom Calibration. High/Low Rail values can be adjusted by Circuit

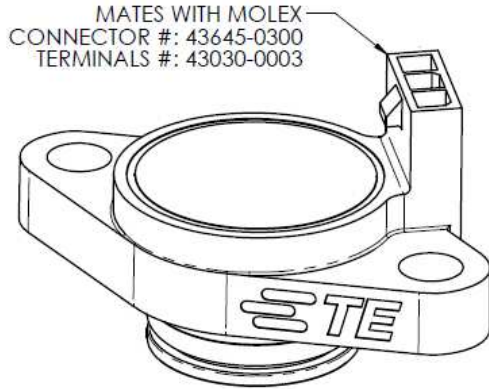


SENT Functional Block Diagram



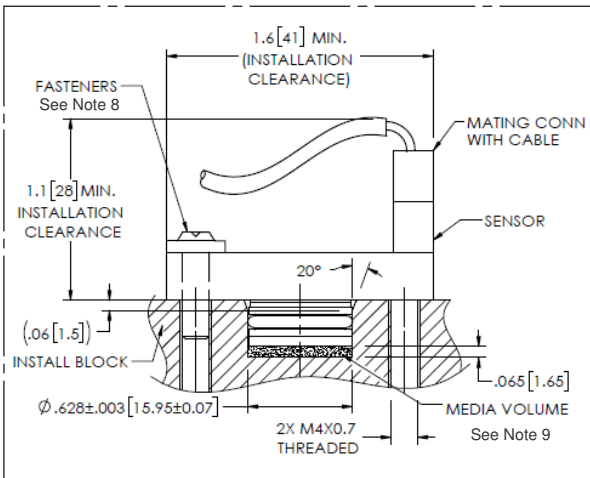
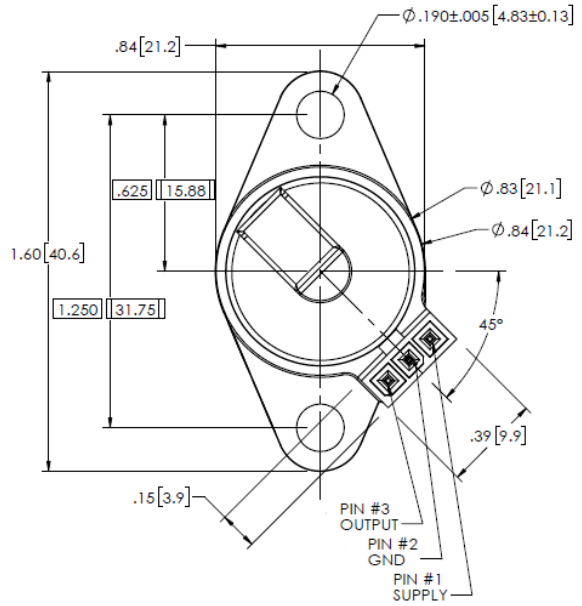
DIMENSIONS

Dimensions are in inches [mm]

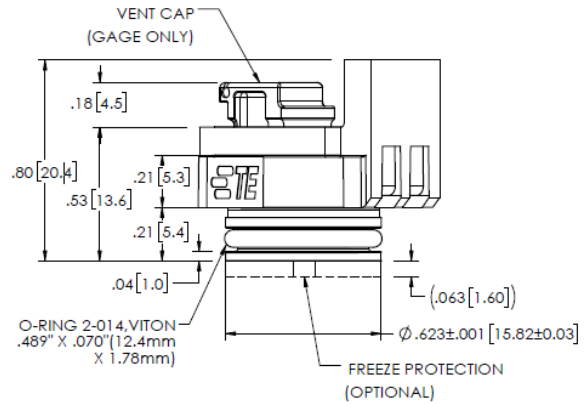


MATES WITH MOLEX
CONNECTOR #: 43645-0300
TERMINALS #: 43030-0003

Non-Vent Cap/Non-Freeze option shown



RECOMMENDED INSTALL INFORMATION



ORDERING INFORMATION

U86B	—	100P	A	2	—	F	1	A
Model Name								
Pressure Range								
050P	100P	150P	200P					
005B	010B	012B	013B					
Pressure Type								
A = Absolute			G = Gage		S = Sealed Gage			
Output Ratiometric								
1 = 0.5V@0.0 barG/A/S			2 = 0.5@-0.5 barG/S					
3 = 0.5V@-1.0 barG/S								
Freeze Protection								
N = None			F = Freeze					
Connector								
1 = Molex								
Output Type								
A = Analog								

SENT Output available; contact factory for details.

CABLE ORDERING INFORMATION

U86B	—	CBL	—	010	—	0
Model Name						
CBL						
Cable Length*						
005 = 5 [127]		010 = 10 [254]				
020 = 20 [508]						
Connector						
0 = No Connector			1 = Molex Connector #50579403			

*Cable lengths are inches [mm]

NORTH AMERICA

Measurement Specialties, Inc.,
 a TE Connectivity Company
 Tel: 800-522-6752
 Email: customercare.fgmt@te.com

EUROPE

Measurement Specialties (Europe), Ltd.,
 a TE Connectivity Company
 Tel: 800-440-5100
 Email: customercare.lcsb@te.com

ASIA

Measurement Specialties (China), Ltd.,
 a TE Connectivity Company
 Tel: 0400-820-6015
 Email: customercare.shzn@te.com

TE.com/sensorsolutions

Measurement Specialties, Inc., a TE Connectivity company.

Measurement Specialties, TE Connectivity, TE Connectivity (logo) and EVERY CONNECTION COUNTS are trademarks. All other logos, products and/or company names referred to herein might be trademarks of their respective owners.

The information given herein, including drawings, illustrations and schematics which are intended for illustration purposes only, is believed to be reliable. However, TE Connectivity makes no warranties as to its accuracy or completeness and disclaims any liability in connection with its use. TE Connectivity's obligations shall only be as set forth in TE Connectivity's Standard Terms and Conditions of Sale for this product and in no case will TE Connectivity be liable for any incidental, indirect or consequential damages arising out of the sale, resale, use or misuse of the product. Users of TE Connectivity products should make their own evaluation to determine the suitability of each such product for the specific application.

© 2015 TE Connectivity Ltd. family of companies All Rights Reserved.



Компания «ЭлектроПласт» предлагает заключение долгосрочных отношений при поставках импортных электронных компонентов на взаимовыгодных условиях!

Наши преимущества:

- Оперативные поставки широкого спектра электронных компонентов отечественного и импортного производства напрямую от производителей и с крупнейших мировых складов;
- Поставка более 17-ти миллионов наименований электронных компонентов;
- Поставка сложных, дефицитных, либо снятых с производства позиций;
- Оперативные сроки поставки под заказ (от 5 рабочих дней);
- Экспресс доставка в любую точку России;
- Техническая поддержка проекта, помощь в подборе аналогов, поставка прототипов;
- Система менеджмента качества сертифицирована по Международному стандарту ISO 9001;
- Лицензия ФСБ на осуществление работ с использованием сведений, составляющих государственную тайну;
- Поставка специализированных компонентов (Xilinx, Altera, Analog Devices, Intersil, Interpoint, Microsemi, Aeroflex, Peregrine, Syfer, Eurofarad, Texas Instrument, Miteq, Cobham, E2V, MA-COM, Hittite, Mini-Circuits, General Dynamics и др.);

Помимо этого, одним из направлений компании «ЭлектроПласт» является направление «Источники питания». Мы предлагаем Вам помощь Конструкторского отдела:

- Подбор оптимального решения, техническое обоснование при выборе компонента;
- Подбор аналогов;
- Консультации по применению компонента;
- Поставка образцов и прототипов;
- Техническая поддержка проекта;
- Защита от снятия компонента с производства.



Как с нами связаться

Телефон: 8 (812) 309 58 32 (многоканальный)

Факс: 8 (812) 320-02-42

Электронная почта: org@eplast1.ru

Адрес: 198099, г. Санкт-Петербург, ул. Калинина, дом 2, корпус 4, литера А.