


800 series

Snap-action momentary pushbutton switches

Distinctive features and specifications



- Panel and PC mount models
- Snap-in panel mounting version
- Tactile feedback

ELECTRICAL SPECIFICATIONS

- Max. current/voltage rating with resistive load :
 - gold over nickel plated brass contacts : 0.4VA - 20V max.
 - coin silver contacts : 6A 125VAC, 3A 250VAC, 7A 30VDC
- Initial contact resistance : 20 mΩ max.
- Insulation resistance : 2,000 MΩ min. between terminals & case ground.
- Dielectric strength : 1,500 VAC for 1 minute between terminals & case ground.
- Electrical life : 60.000 cycles at full load

MATERIALS

- Case : DAP
- Actuator : polyamide, glass filled
- Bushing : brass, nickel plated
- Strap : stainless steel
- Bracket : tin plated steel or brass
- Contacts
 - B**: Gold
 - Q**: Coin Silver
- Terminal seal : epoxy

GENERAL SPECIFICATIONS

- Total travel : 0.9mm (.035)
- Actuation force:
 - Single pole: 290+/- 75g
 - Double pole: 550+/- 75g
- Operating temperature : -30°C to +85°C
- Soldering : 300°C, 3 sec. max.

AGENCY APPROVAL



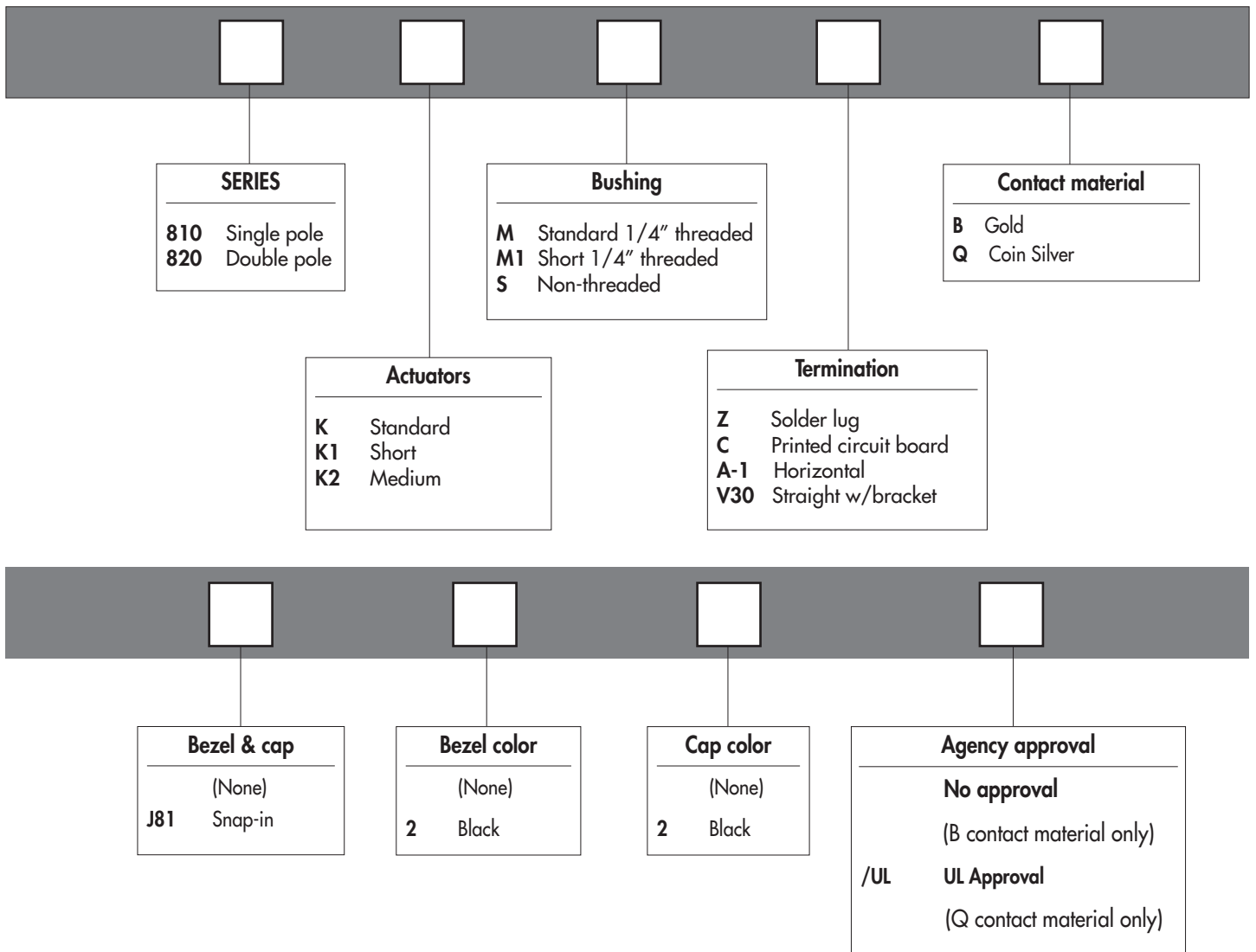
Availability: All models with coin silver contacts (Q) only.

Marking: To order switches marked UL, complete appropriate box on ordering format.

800 series

Snap-action momentary pushbutton switches

B



ABOUT THIS SERIES

On the following pages, you will find successively :

- model structure of switches
- options in the same order as in above chart

Dimensions : first dimensions are in mm while inches are shown as bracketed numbers.



Sealing boots are available to protect the switches against dust and water. They are presented in section H.



Mounting accessories : standard hardware supplied with all models with $\varnothing 6,35$ (1/4) threaded bushing : 2 - 5/16" hex nuts , 1 locking ring and 1 lockwasher. Standard and special hardware available are presented in section I.



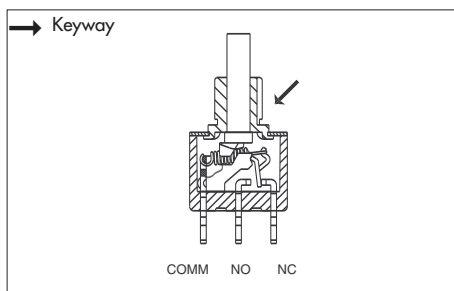
Packaging unit : 25 pieces for double pole
50 pieces for single pole



NOTICE : please note that not all combinations of above numbers are available. Refer to the following pages for further information.

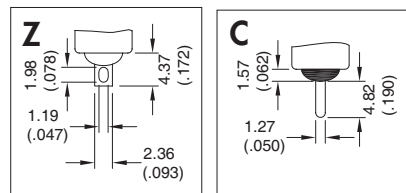
800 series

Snap-action momentary pushbutton switches



Terminations

- Solder lug or straight PC terminals
- Epoxy sealed terminals standard



Shown with standard plunger (K)

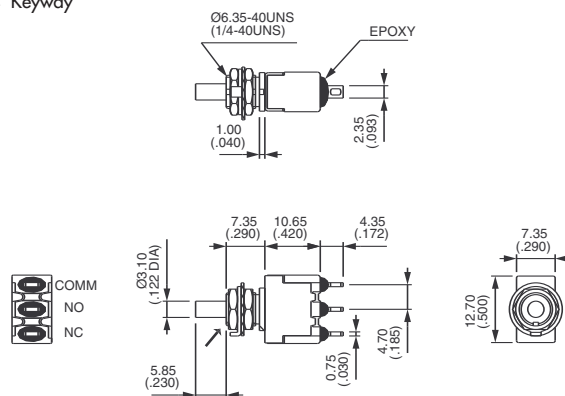
Solder lug terminals




810KMZ



→ Keyway



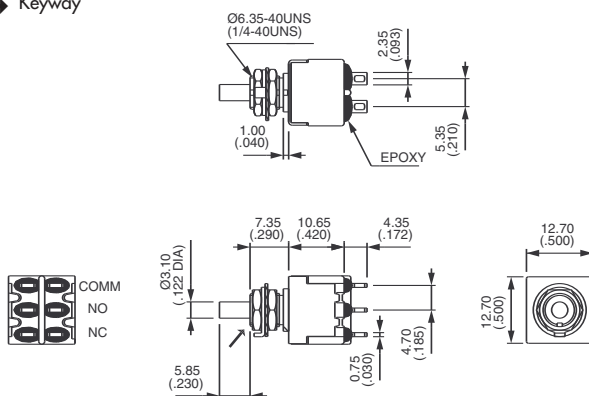
Solder lug terminals



820KMZ



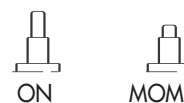
→ Keyway



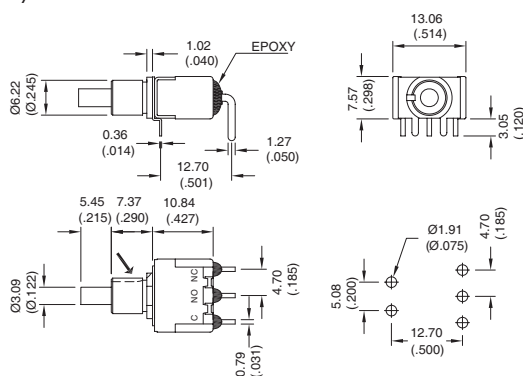
Horizontal right angle



810KSA-1




→ Keyway



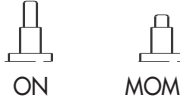
800 series

Snap-action momentary pushbutton switches

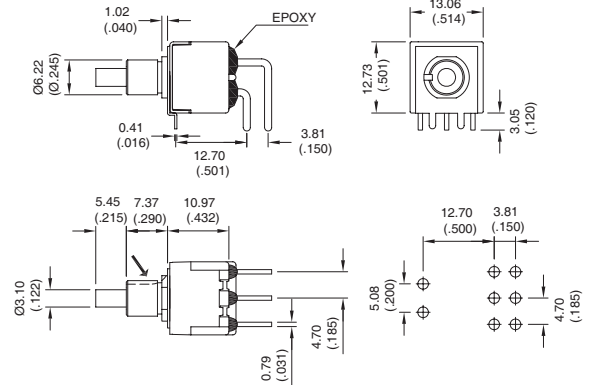
Horizontal angle



820KSA-1



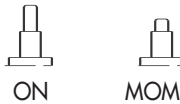
→ Keyway



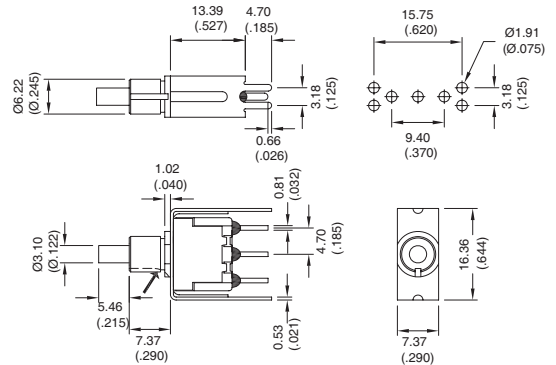
Straight PC terminals with bracket



810KSV30



→ Keyway



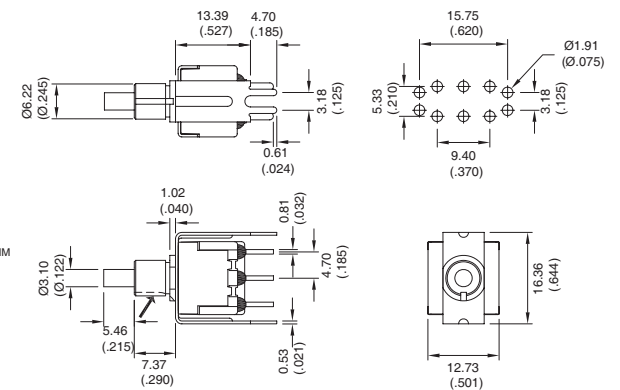
Straight PC terminals with bracket




820KSV30



→ Keyway

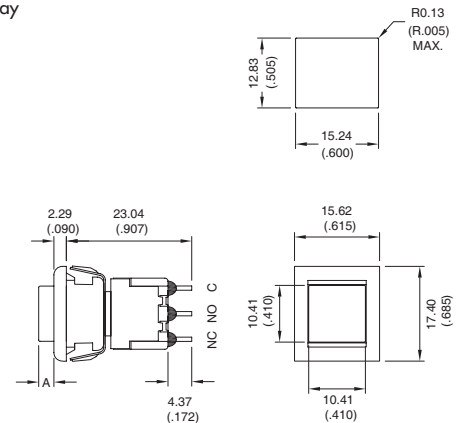


Solder lug terminals with snap-in bezel



MODEL NUMBER	DIM. A
810K2M1ZQJ8122	2.54 [.100]
810K1M1ZQJ8122	0.25 [.010]

→ Keyway

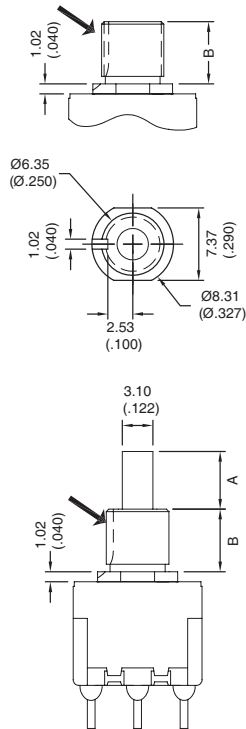


800 series

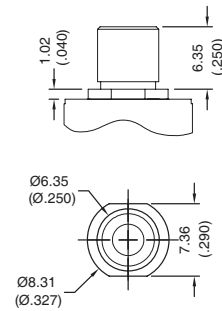
Snap-action momentary pushbutton switches

Actuator & bushing options

M & M1



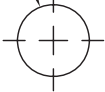
S



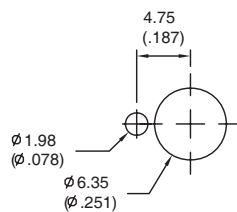
BUSHING OPTION	DIM. B	DIMENSION A ACTUATOR OPTION		
		K	K1	K2
M	6.35 (.250)	5.84 (.230)	.069 (1.75)	4.27 (.168)
S	6.35 (.250)	5.84 (.230)	.069 (1.75)	4.27 (.168)
M1	3.91 (.154)	8.18 (.322)	4.91 (.165)	6.70 (.264)

Panel cut-outs

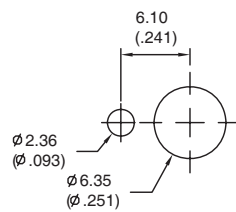
Ø 6.35
(Ø .251)



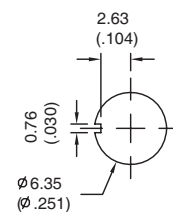
Without keying



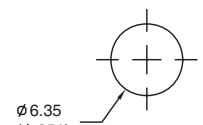
With A107 anti-rotating
ring



With A158 anti-rotating
ring



With slotted keyway



Accepts all 1/4" non-
threaded bushings

Contact materials

B

Dry circuit - gold over nickel over brass.

RATING: 0.4 Volt-Amps (VA) max. at 20 V max.

ELECTRIC LIFE: 60,000 cycles minimum. MECHANICAL LIFE: 500,000 cycles minimum.

Q

Power circuit - coin silver.

RATING: 6 Amps at 125 VAC, 3 Amps at 250 VAC or 7 Amps at 30 VDC (resistive loads).

ELECTRIC LIFE: 60,000 cycles minimum at full load.

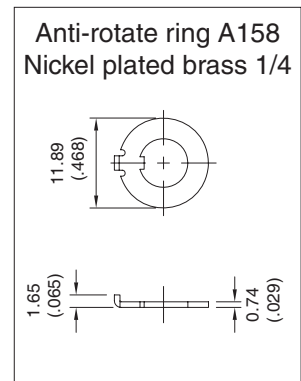
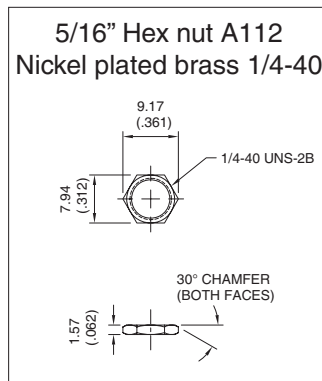
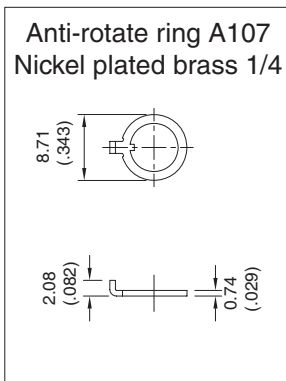
800 series

Snap-action momentary pushbutton switches

Approvals

/UL For power circuits - coin silver
RATING: 6 Amps at 125 VAC or 3 Amps at 250 VAC (75% power factor).
Underwriter Laboratories file no. E66367. Note - applicable only to terminations with coin silver contacts (Q option).

Hardware





Компания «ЭлектроПласт» предлагает заключение долгосрочных отношений при поставках импортных электронных компонентов на взаимовыгодных условиях!

Наши преимущества:

- Оперативные поставки широкого спектра электронных компонентов отечественного и импортного производства напрямую от производителей и с крупнейших мировых складов;
- Поставка более 17-ти миллионов наименований электронных компонентов;
- Поставка сложных, дефицитных, либо снятых с производства позиций;
- Оперативные сроки поставки под заказ (от 5 рабочих дней);
- Экспресс доставка в любую точку России;
- Техническая поддержка проекта, помощь в подборе аналогов, поставка прототипов;
- Система менеджмента качества сертифицирована по Международному стандарту ISO 9001;
- Лицензия ФСБ на осуществление работ с использованием сведений, составляющих государственную тайну;
- Поставка специализированных компонентов (Xilinx, Altera, Analog Devices, Intersil, Interpoint, Microsemi, Aeroflex, Peregrine, Syfer, Eurofarad, Texas Instrument, Miteq, Cobham, E2V, MA-COM, Hittite, Mini-Circuits, General Dynamics и др.);

Помимо этого, одним из направлений компании «ЭлектроПласт» является направление «Источники питания». Мы предлагаем Вам помощь Конструкторского отдела:

- Подбор оптимального решения, техническое обоснование при выборе компонента;
- Подбор аналогов;
- Консультации по применению компонента;
- Поставка образцов и прототипов;
- Техническая поддержка проекта;
- Защита от снятия компонента с производства.



Как с нами связаться

Телефон: 8 (812) 309 58 32 (многоканальный)

Факс: 8 (812) 320-02-42

Электронная почта: org@eplast1.ru

Адрес: 198099, г. Санкт-Петербург, ул. Калинина, дом 2, корпус 4, литера А.