THIS DRAWING IS UNPUBLISHED. RELEASED FOR PUBLICATION 2014
© COPYRIGHT 2014 Tyco Electronics AMP GmbH ALL RIGHTS RESERVED.

| REVISIONS | | | | | |
|---|---|---|---|---|---|
| F | LTR | DESCRIPTION | DATE | DWN | APVD |
| | A13 | Part status changed | 19NOV13 | Ho. | Eder |
| | A14 | New Creo drawing created | 25APR2014 | Ho. | Eder |
| | A15 | Material of PN 928810-1 corrected | 26MAY2014 | Gitch | Eder |
| | A16 | Add PN´s in the Table | 25NOV2014 | Ho. | Eder |

SECTION C-C
Schnitt

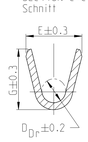


SECTION D-D
Schnitt

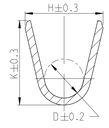


DESIGN 1
Ausfuehrung 1

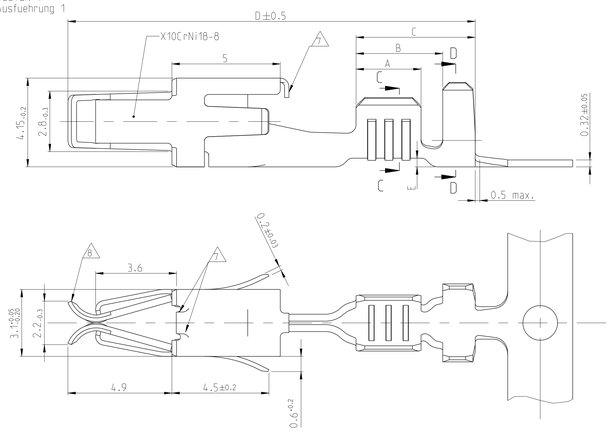


DESIGN 2
Ausfuehrung 2

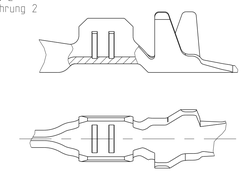

DESIGN 3
Ausfuehrung 3

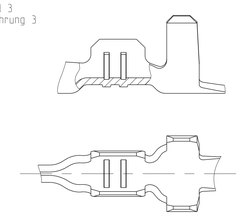

DESIGN 4
Ausfuehrung 4

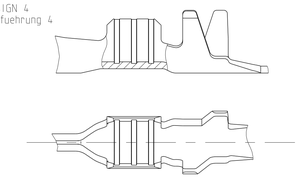

DESIGN 5
Ausfuehrung 5

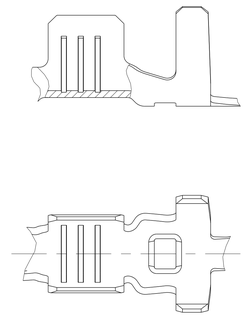

DESIGN 6
Ausfuehrung 6

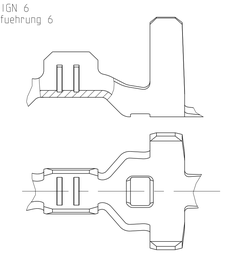

| | | | | | | | | | | | | | | |
|---|---|---|---|---|---|---|---|---|---|---|---|---|---|---|
| A15 | 965901-1 (12) | A | 1 | CuSn4 | PRETINNED vorverzinnt min.0.8µm | 0.5-1.0 FLR | 1.4-2.3 | E = 2.6<br>G = 2.8<br>$D_{Dr}$ = 1.1 | H = 3.6<br>K = 3.9<br>D = 1.8 | 3 | 4 | 5.5 | 18.8 | 0.4 |
| | 965899-1 (12) | A | 1 | CuSn4 | PRETINNED vorverzinnt min.0.8µm | >1.0-2.5 FLR | 2.1-3.1 | E = 3.6<br>G = 3.8<br>$D_{Dr}$ = 1.8 | H = 4.7<br>K = 4.9<br>D = 2.6 | 3.3 | 4.3 | 5.8 | 18.8 | 0.4 |
| | 928876-1 | A | 1 | CuSn4 | PLAIN BLANK | 0.5-1.0 FLK | 2.0-2.7 | E = 2.6<br>G = 2.8<br>$D_{Dr}$ = 1.1 | H = 3.9<br>K = 4.1<br>D = 2.4 | 3 | 4 | 5.5 | 18.8 | 0.4 |
| | 927775-7 | M | 1 | CuNi12ZN24 | PRETINNED vorverzinnt min.0.8µm | 0.5-1.0 FLK | 2.0-2.7 | E = 2.6<br>G = 2.8<br>$D_{Dr}$ = 1.1 | H = 3.9<br>K = 4.1<br>D = 2.4 | 3 | 4 | 5.5 | 18.8 | 0.4 |
| | 927775-6 | M | | CuSn4 | (1) | | | | | | | | | |
| | 927775-3 | M | | CuSn4 | PRETINNED vorverzinnt min. 0.8µm | | | | | | | | | |
| | 927775-1 | M | | CuFe2 | PRETINNED vorverzinnt min. 0.8µm | | | | | | | | | |
| | 928810-1 (9) | A | 1 | CuFe2 | PRETINNED vorverzinnt min. 1µm | 0.5-1.0 FLR | 1.4-2.3 | E = 2.6<br>G = 2.8<br>$D_{Dr}$ = 1.1 | H = 3.6<br>K = 3.9<br>D = 1.8 | 3.0 | 4.0 | 5.5 | 18.8 | 0.4 |
| | 963884-1 (9) | A | 1 | CuSn4 | PRETINNED vorverzinnt min. 1µm | >1.0-2.5 FLR | 2.1-3.1 | E = 3.6<br>G = 3.8<br>$D_{Dr}$ = 1.8 | H = 4.7<br>K = 4.9<br>D = 2.6 | 3.3 | 4.3 | 5.8 | 18.8 | 0.4 |
| | 927773-3 | N | 1 | CuSn4 | PRETINNED vorverzinnt min. 1µm | >1.0-2.5 FLK | 2.7-4.1 | E = 3.6<br>G = 3.8<br>$D_{Dr}$ = 1.8 | H = 5.5<br>K = 5.8<br>D = 3.6 | 3.3 | 4.3 | 5.8 | 18.8 | 0.4 |
| | 927773-1 | N | | CuFe2 | | | | | | | | | | |
| UNSEALED / ungedichtet | 2-927768-1 | R | 1 | CuSn4 | (2) | >1.0-2.5 FLR | 2.1-3.1 | E = 3.6<br>G = 3.8<br>$D_{Dr}$ = 1.8 | H = 4.7<br>K = 4.9<br>D = 2.6 | 3.3 | 4.3 | 5.8 | 18.8 | 0.4 |
| | 1-927768-1 | R | | CuFe2 | | | | | | | | | | |
| | 927768-9 | P | | CuSn4 | (3) (4) | | | | | | | | | |
| | 927768-6 | P | | | (1) | | | | | | | | | |
| | 927768-3 | P | | | PRETINNED vorverzinnt min. 1µm | | | | | | | | | |
| | 927768-1 | P | | CuFe2 | | | | | | | | | | |
| | 1719810-1 (10) | A | 1 | | | | | | | | | | | |
| | 2-927771-2 | N | 1 | CuSn4 | (3) (6) | 0.5-1.0 FLR | 1.4-2.3 | E = 2.6<br>G = 2.8<br>$D_{Dr}$ = 1.1 | H = 3.6<br>K = 3.9<br>D = 1.8 | 3 | 4 | 5.5 | 18.8 | 0.4 |
| | 2-927771-1 | N | | | (2) | | | | | | | | | |
| | 1-927771-1 | N | | CuFe2 | | | | | | | | | | |
| | 927771-9 | M | | CuSn4 | (3) (4) | | | | | | | | | |
| | 927771-8 | N | | | (3) (5) | | | | | | | | | |
| | 927771-6 | M | | | (1) | | | | | | | | | |
| | 927771-3 | M | | | PRETINNED vorverzinnt min. 1µm | | | | | | | | | |
| | 927771-1 | M | | CuFe2 | | | | | | | | | | |
| | 2-927774-1 | C | 2 | CuSn4 | (2) | 0.2-0.5 FLR | 1.0-1.6 | E = 2.1<br>G = 2.1<br>$D_{Dr}$ = 0.8 | H = 2.7<br>K = 2.8<br>D = 1.4 | 2.5 | 3.5 | 5.6 | 18.8 | 0.4 |
| | 1-927774-1 | C | | CuFe2 | | | | | | | | | | |
| | 927774-6 | B | | CuSn4 | (1) | | | | | | | | | |
| | 927774-3 | B | | | PRETINNED vorverzinnt min. 1µm | | | | | | | | | |
| | 927774-1 | B | | CuFe2 | | | | | | | | | | |
| | 963708-1 | B | 2 | CuFe2 | PRETINNED vorverzinnt min. 1µm | 0.08-0.2 Sonderleitung | 1.5-1.8 | E = 1.7<br>G = 1.7<br>$D_{Dr}$ = 0.6 | H = 3.1<br>K = 3.2<br>D = 1.6 | 2.5 | 3.7 | 5.9 | 18.8 | 0.4 |
| | 969137-1 (12) | A | 3 | CuSn4 | PRETINNED vorverzinnt min.0.8µm | 0.2-0.5 FLR | 1.2-2.3 | E = 2.1<br>G = 2.1<br>$D_{Dr}$ = 0.8 | H = 3.5<br>K = 3.6<br>D = 2 | 2.5 | 3.5 | 5 | 18.8 | 0.4 |
| | 1-927778-1 | D | 3 | CuFe2 | (2) | 0.2-0.5 FLK | 1.2-2.3 | E = 2.1<br>G = 2.1<br>$D_{Dr}$ = 0.8 | H = 3.5<br>K = 3.6<br>D = 2.0 | 2.5 | 3.5 | 5 | 18.8 | 0.4 |
| | 927778-3 | C | | CuSn4 | PRETINNED vorverzinnt min.0.8µm | | | | | | | | | |
| | 927778-1 | C | | CuFe2 | | | | | | | | | | |
| | 2112132-1 (13) | A | 4 | CuSn4 | PLAIN BLANK | 0.2-0.5 FLR | 1.15-1.6 | E = 2.4<br>G = 2.3<br>$D_{Dr}$ = 1 | H = 2.9<br>K = 2.9<br>D = 1.4 | 2.5 | 3.5 | 5.6 | 18.8 | 0.2 |
| SINGLE WIRE SEAL / Einzeldichtungssystem (11) | 2-927766-1 | E | 5 | CuSn4 | (2) | >1.0-2.5 FLK | 2.7-3.0 | E = 3.6<br>G = 3.8<br>$D_{Dr}$ = 1.8 | H = 5.4<br>K = 4.6<br>D = 3.2 | 3.5 | 5.9 | 7.5 | 18.8 | 0.4 |
| | 1-927766-1 | E | | CuFe2 | | | | | | | | | | |
| | 927766-3 | D | | CuSn4 | PRETINNED vorverzinnt min. 1µm | | | | | | | | | |
| | 927766-1 | D | | CuFe2 | | | | | | | | | | |
| | 2-929937-1 | E | 5 | CuSn4 | (2) | >1.0-2.5 FLR | 2.7-3.0 | E = 3.6<br>G = 3.8<br>$D_{Dr}$ = 1.8 | H = 5.4<br>K = 4.6<br>D = 3.2 | 3.5 | 5.9 | 7.5 | 21 | 0.4 |
| | 1-929937-1 | E | | CuFe2 | | | | | | | | | | |
| | 929937-6 | E | | CuSn4 | (1) | | | | | | | | | |
| | 929937-3 | E | | | PRETINNED vorverzinnt min. 1µm | | | | | | | | | |
| | 929937-1 | E | | CuFe2 | | | | | | | | | | |
| | 2-929939-1 | E | 5 | CuSn4 | (2) | 0.5-1.0 FLR | 1.4-2.1 | E = 2.6<br>G = 2.8<br>$D_{Dr}$ = 1.1 | H = 5.4<br>K = 4.6<br>D = 3.2 | 3 | 5.4 | 7 | 21 | 0.6 |
| | 1-929939-1 | E | | CuFe2 | | | | | | | | | | |
| | 929939-6 | E | | CuSn4 | (1) | | | | | | | | | |
| | 929939-3 | E | | | PRETINNED vorverzinnt min. 1µm | | | | | | | | | |
| | 929939-1 | E | | CuFe2 | | | | | | | | | | |
| | 2-927770-1 | G | 5 | CuSn4 | (2) | 0.5-1.0 FLR | 1.4-2.1 | E = 2.6<br>G = 2.8<br>$D_{Dr}$ = 1.1 | H = 5.4<br>K = 4.6<br>D = 3.2 | 3 | 5.4 | 7 | 18.8 | 0.6 |
| | 1-927770-1 | G | | CuFe2 | | | | | | | | | | |
| | 927770-6 | F | | CuSn4 | (1) | | | | | | | | | |
| | 927770-3 | F | | | PRETINNED vorverzinnt min. 1µm | | | | | | | | | |
| | 927770-1 | F | | CuFe2 | | | | | | | | | | |
| | 2-929941-1 | E | 6 | CuSn4 | (2) | 0.2-0.5 FLR | 1.15-1.6 | E = 2.1<br>G = 2.1<br>$D_{Dr}$ = 0.8 | H = 5.4<br>K = 4.6<br>D = 3.2 | 2.5 | 4.9 | 6.5 | 21 | 0.9 |
| | 1-929941-1 | E | | CuFe2 | | | | | | | | | | |
| | 929941-6 | D | | CuSn4 | (1) | | | | | | | | | |
| | 929941-3 | D | | | PRETINNED vorverzinnt min. 1µm | | | | | | | | | |
| | 929941-1 | D | | CuFe2 | | | | | | | | | | |
| | 1-927772-1 | D | 6 | CuFe2 | (2) | 0.2-0.5 FLR | 1.15-1.6 | E = 2.1<br>G = 2.1<br>$D_{Dr}$ = 0.8 | H = 5.4<br>K = 4.6<br>D = 3.2 | 2.5 | 4.9 | 6.5 | 18.8 | 0.9 |
| | 927772-3 | C | | CuSn4 | PRETINNED vorverzinnt min. 1µm | | | | | | | | | |
| | 927772-1 | C | | CuFe2 | | | | | | | | | | |

| TE ORDER NO. / STRIP FORM Bandware | REV. | DESIGN Ausfuehrung | MATERIAL Werkstoff | SURFACE Oberflaeche | WIRE RANGE Drahtgroessen Bereich [mm²] | INSULATION Isolations Ø [mm] | STRIP FORM WIRE CRIMP Drahtcrimp / INSUL.-CRIMP Iso.-Crimp Bandware — CRIMP DIMENSION (mm) Crimpabmessungen (mm) | A | B | C | D | E | CRIMP DATA AND CRIMP TOOL Crimpdaten u. Crimpwerkzeuge |
|---|---|---|---|---|---|---|---|---|---|---|---|---|---|
| SEE APPLICATION - SPECIFICATION siehe Verarbeitungsspezifikation 114-18050 | | | | | | | | | | | | | |

| SINGLE WIRE SEAL Einzel-Dichtung (11) | | |
|---|---|---|
| 828904-1 | 1.2-2.1 | blue blau |
| 828905-1 | 2.2-3.0 | white weiss |
| ORDER No. Bestell-Nr. | INSULATION Ø Isolations Ø | COLOUR Farbe |

828905

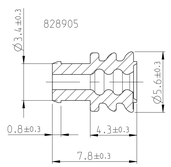


828904

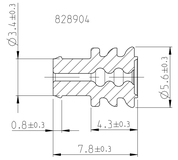


5:1

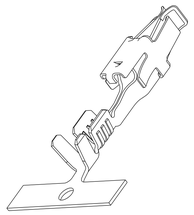

NOTES
Bemerkungen

(1) CONTACT BODY PRE-SILVER PLATED MIN. 0.8µm
Kontaktkoerper vorversilbert min. 0.8µm
CONTACT ZONE SELECTIVE PRE-SILVER PLATED MIN. 3µm
Kontaktzone selektiv vorversilbert min. 3µm

(2) CONTACT ZONE GOLD PLATED MIN. 0.8µm OVER MIN. 1.3µm NICKEL-LAYER
Kontaktzone vergoldet min. 0.8µm ueber min. 1.3µm Nickel-Zwischenschicht
CRIMP AREA MIN.1µm TIN PLATED OVER NICKEL-LAYER
Crimpbereich min. 1µm verzinnt ueber Nickel-Zwischenschicht

(3) CANTILEVER SPRING INSIDE AND OUTSIDE 0.4-1.2µm GOLD PLATED
Ueberfeder innen und aussen 0.4-1.2µm vergoldet

(4) CONTACT BODY. CONTACT SPRING INSIDE AND CRIMP AREA MIN. 1µm TIN PLATED OVER NICKEL-LAYER.
TOUCHING AREA TO CANTILEVER SPRING AND CONTACT SPRING OUTSIDE
SELECTIVE 0.8µm GOLD OVER MIN. 1.3µm NICKEL-LAYER
Kontaktkoerper, Kontaktfeder innen und Crimpbereich min. 1.3µm verzinnt
ueber Nickel-Zwischenschicht. Anlageflaeche zur Ueberfeder und Kontaktfeder aussen
selektiv 0.8µm vergoldet ueber min. 1µm Nickel-Zwischenschicht

(5) CONTACT ZONE AND TOUCHING AREA TO CANTILEVER SPRING MIN. 0.8µm
SELECTIVE GOLD PLATED OVER
1.3µm NICKEL PLATED. CRIMP AREA MIN. 1µm TIN PLATED OVER NICKEL-LAYER
Kontaktzone und Anlageflaeche zur Ueberfeder min. 0.8µm vergoldet ueber
min. 1.3µm Nickel-Zwischenschicht Crimpbereich min. 1µm verzinnt ueber Nickel-Zwischenschicht

(6) CONTACT BODY AND CRIMP AREA MIN. 1µm TIN PLATED OVER NICKEL-LAYER.
TOUCHING AREA TO CANTILEVER SPRING SELECTIVE 0.8µm GOLD OVER MIN. 1.3µm NICKEL-LAYER
Kontaktkoerper und Crimpbereich min. 1µm verzinnt ueber Nickel-Zwischenschicht
Anlageflaeche zur Ueberfeder selektiv 0.8µm vergoldet ueber min. 1.3µm Nickel-Zwischenschicht

(7) CONTACT OFF OPTIONAL
Abschnitt\Freischnitt optional

(8) SAWAG ONLY FOR PN 929937,929939, 929941
Swage nur fuer PN 929937, 929939, 929941

(9) VARIANTS WITH GAP-SIZE 0.3mm (±0.1)
Varianten mit Gap-Size 0.3mm (±0.1)

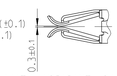


(10) CONTACTS DIPPED IN OR SPRAYED WITH LUBRICANT BARRIERTA
Kontakte getaucht oder besprueht mit Lubricant Barrierta

(11) ACCORDING INSULATION DIA IS TO CHOOSE THE SINGLE WIRE SEAL
Entsprechend dem Isolationsdurchmesser ist die
Einzel-Dichtung auszuwaehlen

(12) VARIANTS WITH GAP-SIZE 0.65mm (-0.1)
Varianten mit Gap-Size 0.65mm (-0.1)

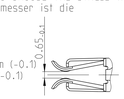


(13) VARIANTS WITH GAP-SIZE 0.15mm (-0.05)
Varianten mit Gap-Size 0.15mm (-0.05)

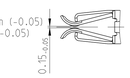


| | | | |
|---|---|---|---|
| THIS DRAWING IS A CONTROLLED DOCUMENT. | DWN K. Gerlach 09JUN99<br>CHK J. Has 09JUN99 | TE Connectivity | |
| DIMENSIONS: mm | TOLERANCES UNLESS OTHERWISE SPECIFIED: 1 PLC ±; 2 PLC ±; 3 PLC ±; ANGLES ±0.2 ±4° | APVD - | NAME PRODUCT GROUP DRAWING FOR JUNIOR POWER TIMER CONTACT Produkt-Gruppen-Zeichnung fuer JPT |
| MATERIAL SEE TABLE - | FINISH SEE TABLE - | PRODUCT SPEC 108-18013<br>APPLICATION SPEC 114-18050<br>WEIGHT - | SIZE A0 CAGE CODE 00779 DRAWING NO C-1355046 RESTRICTED TO - |
| | | Customer Drawing | SCALE 5:1 SHEET 1 OF 1 REV A16 |

4806 (3/13)

Компания «ЭлектроПласт» предлагает заключение долгосрочных отношений при поставках импортных электронных компонентов на взаимовыгодных условиях!

Наши преимущества:

- Оперативные поставки широкого спектра электронных компонентов отечественного и импортного производства напрямую от производителей и с крупнейших мировых складов;
- Поставка более 17-ти миллионов наименований электронных компонентов;
- Поставка сложных, дефицитных, либо снятых с производства позиций;
- Оперативные сроки поставки под заказ (от 5 рабочих дней);
- Экспресс доставка в любую точку России;
- Техническая поддержка проекта, помощь в подборе аналогов, поставка прототипов;
- Система менеджмента качества сертифицирована по Международному стандарту ISO 9001;
- Лицензия ФСБ на осуществление работ с использованием сведений, составляющих государственную тайну;
- Поставка специализированных компонентов (Xilinx, Altera, Analog Devices, Intersil, Interpoint, Microsemi, Aeroflex, Peregrine, Syfer, Eurofarad, Texas Instrument, Miteq, Cobham, E2V, MA-COM, Hittite, Mini-Circuits,General Dynamics и др.);

Помимо этого, одним из направлений компании «ЭлектроПласт» является направление «Источники питания». Мы предлагаем Вам помощь Конструкторского отдела:

- Подбор оптимального решения, техническое обоснование при выборе компонента;
- Подбор аналогов;
- Консультации по применению компонента;
- Поставка образцов и прототипов;
- Техническая поддержка проекта;
- Защита от снятия компонента с производства.

**Как с нами связаться**

**Телефон:** 8 (812) 309 58 32 (многоканальный)
**Факс:** 8 (812) 320-02-42
**Электронная почта:** org@eplast1.ru
**Адрес:** 198099, г. Санкт-Петербург, ул. Калинина, дом 2, корпус 4, литера А.