

ANNA-40-6-S

~15° spot beam with 6 optics

TECHNICAL SPECIFICATIONS:

Dimensions	Ø 40.0 mm
Height	10.7 mm
Fastening	glue, pin
ROHS compliant	yes ⓘ

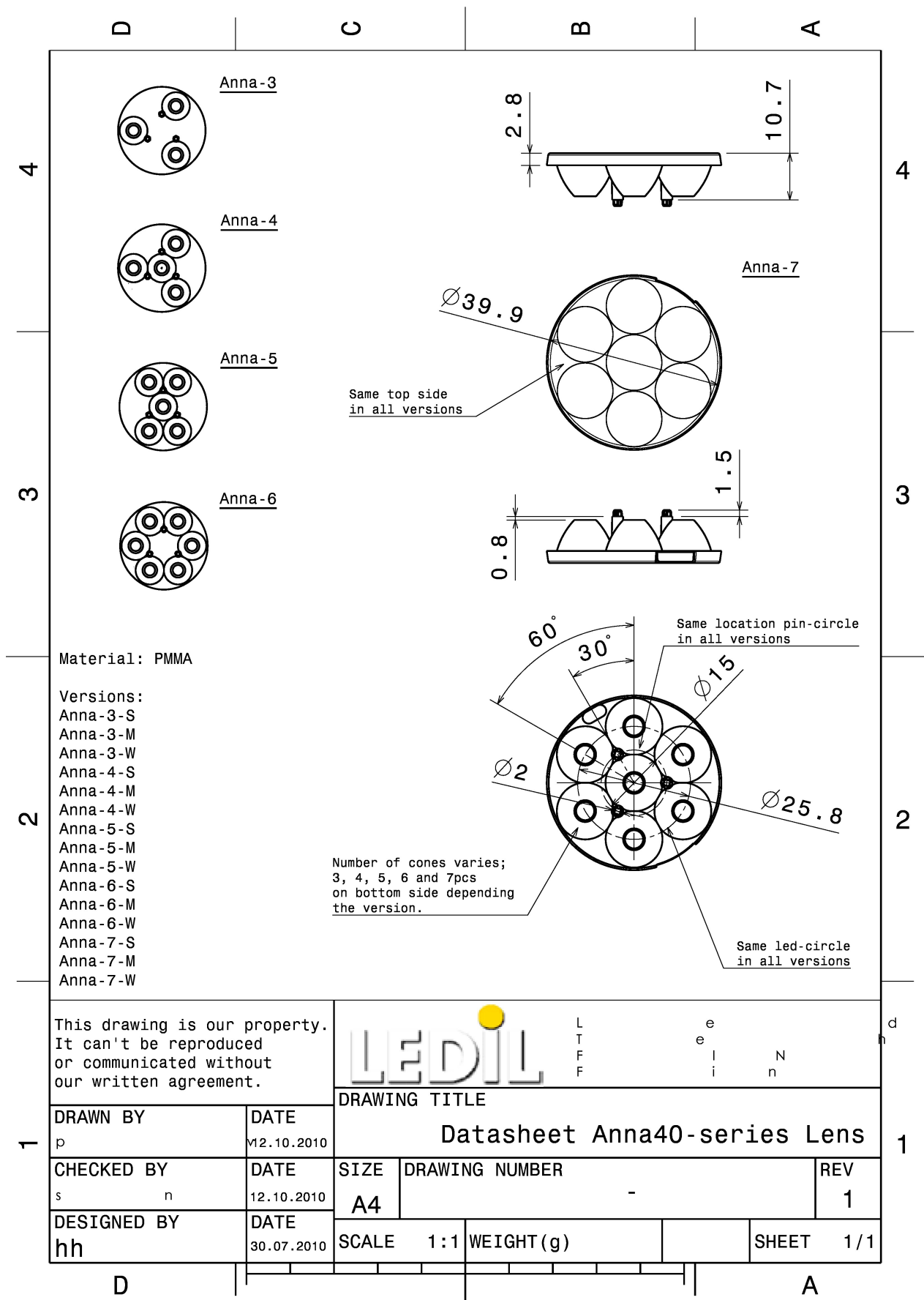
MATERIAL SPECIFICATIONS:

Component	Type	Material	Colour	Finish
ANNA-40-6-S	Multi-lens	PMMA	clear	



ORDERING INFORMATION:

Component	Qty in box	MOQ	MPQ	Box weight (kg)
C11805_ANNA-40-6-S » Box size: 480 x 280 x 300 mm	760	120	40	7.7



This drawing is our property. It can't be reproduced or communicated without our written agreement.



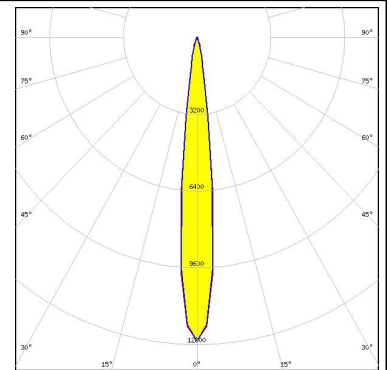
L T F F e e i n n d

DRAWN BY p		DATE 12.10.2010	DRAWING TITLE Datasheet Anna40-series Lens			
CHECKED BY s n	DATE 12.10.2010	SIZE A4	DRAWING NUMBER -		REV 1	
DESIGNED BY hh	DATE 30.07.2010	SCALE 1:1	WEIGHT (g)		SHEET 1/1	

PHOTOMETRIC DATA (MEASURED):

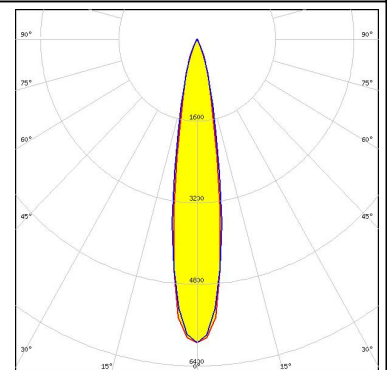
CREE

LED XP-E
 FWHM 12.0°
 Efficiency 93 %
 Peak intensity 12.7 cd/lm
 LEDs/each optic 1
 Light colour White
 Required components:



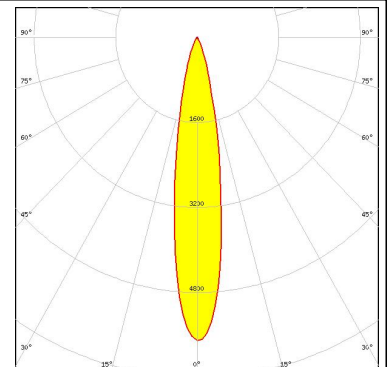
CREE

LED XP-G
 FWHM 18.0°
 Efficiency 93 %
 Peak intensity 5.9 cd/lm
 LEDs/each optic 1
 Light colour White
 Required components:



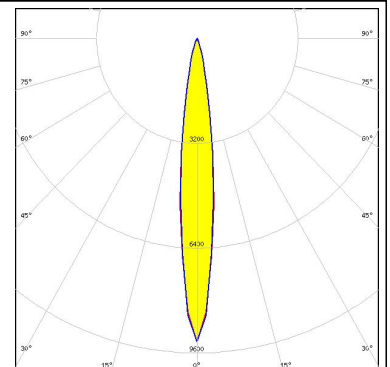
LUMILEDS

LED LUXEON A
 FWHM 19.0°
 Efficiency 87 %
 Peak intensity 5.7 cd/lm
 LEDs/each optic 1
 Light colour White
 Required components:



LUMILEDS

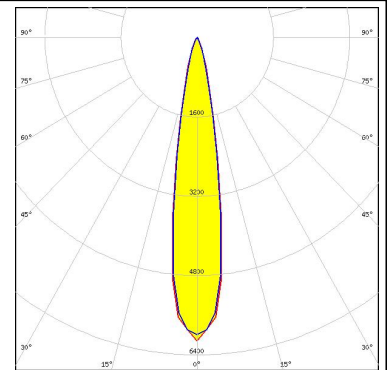
LED LUXEON Rebel
 FWHM 13.0°
 Efficiency 92 %
 Peak intensity 9.3 cd/lm
 LEDs/each optic 1
 Light colour White
 Required components:



PHOTOMETRIC DATA (MEASURED):



LED LUXEON Rebel ES
FWHM 18.0°
Efficiency 93 %
Peak intensity 6.1 cd/lm
LEDs/each optic 1
Light colour White
Required components:



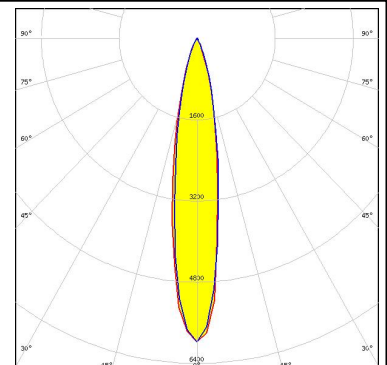
LED NCSxx19A
FWHM 16.0°
Efficiency 91 %
Peak intensity 6.7 cd/lm
LEDs/each optic 1
Light colour White
Required components:



LED NVSxx19A
FWHM 19.0°
Efficiency 91 %
Peak intensity 4.9 cd/lm
LEDs/each optic 1
Light colour White
Required components:



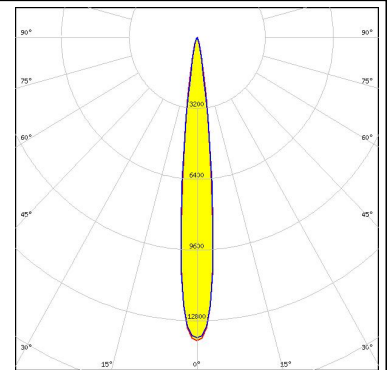
LED Duris S5 (2 chip)
FWHM 18.0°
Efficiency 90 %
Peak intensity 6 cd/lm
LEDs/each optic 1
Light colour White
Required components:



PHOTOMETRIC DATA (MEASURED):

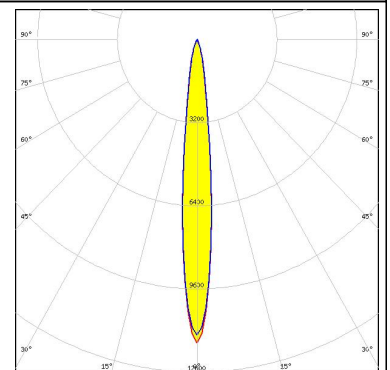
OSRAM Opto Semiconductors

LED OSLON SSL 150
 FWHM 12.0°
 Efficiency 90 %
 Peak intensity 13.7 cd/lm
 LEDs/each optic 1
 Light colour White
 Required components:



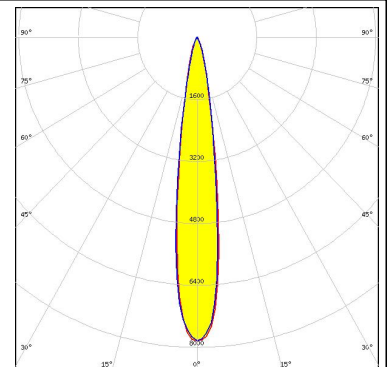

OSRAM Opto Semiconductors

LED OSLON SSL 80
 FWHM 11.0°
 Efficiency 90 %
 Peak intensity 11.7 cd/lm
 LEDs/each optic 1
 Light colour White
 Required components:



SEOUL SEMICONDUCTOR

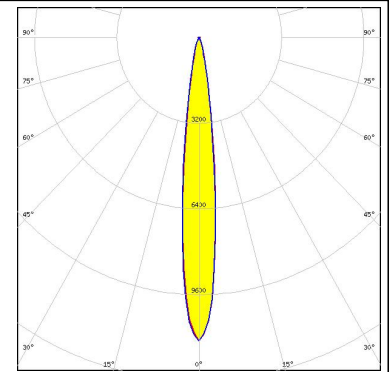
LED Z5M
 FWHM 15.0°
 Efficiency 92 %
 Peak intensity 7.8 cd/lm
 LEDs/each optic 1
 Light colour White
 Required components:



PHOTOMETRIC DATA (SIMULATED):

CREE 

LED XD16
FWHM 13.0°
Efficiency 94 %
Peak intensity 11.3 cd/lm
LEDs/each optic 1
Light colour White
Required components:



SHARP

LED Double Dome (GM2BB)
FWHM 12.0°
Efficiency %
LEDs/each optic 1
Light colour White
Required components:

GENERAL INFORMATION:

NOTE: The typical beam angle will be changed by different color, chip size and chip position tolerance. The typical total beam angle is the full angle measured where the luminous intensity is half of the peak value.

MATERIALS:

As part of our continuous research and improvement processes, and to ensure the best possible quality and availability of our products, LEDiL reserves the right to change material grades without notice.

PRODUCT DATA USER AGREEMENT AND DISCLAIMER:

The measured data in the provided downloadable LEDiL Product Datasheets and Mechanical 2D-Drawings is rounded and provided as reference for planning. LEDiL Oy's optical specifications have been verified by conducting performance testing of the products in accordance with the company's quality system. The reported data are averaged results of multiple measurements with typical variation. LEDiL Oy reserves the right to without prior notification make changes and improvements to its products.

LEDiL Oy assumes neither warranty, nor guarantee nor any other liability of any kind for the contents and correctness of the provided data. The provided data has been generated with highest diligence but the provided data may in reality not represent the complete possible variation range of all intrinsic parameters. Therefore, in certain cases a deviation from the provided data could occur.

LEDiL Oy reserves the right to undertake technical changes of its products without further notification which could lead to changes in the provided data. LEDiL Oy assumes no liability of any kind for the possible deviation from any provided data or any other damage resulting from the usage of the provided data.

The user agrees to this disclaimer and user agreement with the download or usage of the provided files.

LEDiL Oy

Joensuunkatu 13
FI-24240 SALO
Finland

LEDiL Inc.

228 West Page Street
Suite D
Sycamore IL 60178
USA

Local sales and technical support

[www.ledil.com/
where_to_buy](http://www.ledil.com/where_to_buy)

Shipping locations

Salo, Finland
Hong Kong, China

Distribution Partners

[www.ledil.com/
where_to_buy](http://www.ledil.com/where_to_buy)



Компания «ЭлектроПласт» предлагает заключение долгосрочных отношений при поставках импортных электронных компонентов на взаимовыгодных условиях!

Наши преимущества:

- Оперативные поставки широкого спектра электронных компонентов отечественного и импортного производства напрямую от производителей и с крупнейших мировых складов;
- Поставка более 17-ти миллионов наименований электронных компонентов;
- Поставка сложных, дефицитных, либо снятых с производства позиций;
- Оперативные сроки поставки под заказ (от 5 рабочих дней);
- Экспресс доставка в любую точку России;
- Техническая поддержка проекта, помощь в подборе аналогов, поставка прототипов;
- Система менеджмента качества сертифицирована по Международному стандарту ISO 9001;
- Лицензия ФСБ на осуществление работ с использованием сведений, составляющих государственную тайну;
- Поставка специализированных компонентов (Xilinx, Altera, Analog Devices, Intersil, Interpoint, Microsemi, Aeroflex, Peregrine, Syfer, Eurofarad, Texas Instrument, Miteq, Cobham, E2V, MA-COM, Hittite, Mini-Circuits, General Dynamics и др.);

Помимо этого, одним из направлений компании «ЭлектроПласт» является направление «Источники питания». Мы предлагаем Вам помощь Конструкторского отдела:

- Подбор оптимального решения, техническое обоснование при выборе компонента;
- Подбор аналогов;
- Консультации по применению компонента;
- Поставка образцов и прототипов;
- Техническая поддержка проекта;
- Защита от снятия компонента с производства.



Как с нами связаться

Телефон: 8 (812) 309 58 32 (многоканальный)

Факс: 8 (812) 320-02-42

Электронная почта: org@eplast1.ru

Адрес: 198099, г. Санкт-Петербург, ул. Калинина, дом 2, корпус 4, литера А.