

IBS IL 24 RB-T-PAC


Order No.: 2861441



<http://eshop.phoenixcontact.de/phoenix/treeViewClick.do?UID=2861441>

INTERBUS branch terminal, complete with accessories (connector and labeling field), with remote bus stub line, 24 V DC



Commercial data	
GTIN (EAN)	 4 017918 894375
sales group	K410
Pack	1 pcs.
Customs tariff	85389091
Catalog page information	Page 248 (AX-2009)

Product notes

WEEE/RoHS-compliant since:
04/03/2008



<http://www.download.phoenixcontact.com>
Please note that the data given here has been taken from the online catalog. For comprehensive information and data, please refer to the user documentation. The General Terms and Conditions of Use apply to Internet downloads.

Technical data

Interface	
Fieldbus system	Lokalbus
Name	Inline local bus
Type of connection	Inline data jumper

Transmission speed	500 kBit/s
Fieldbus system	INTERBUS
Name	INTERBUS remote bus branch
Type of connection	Inline shield connector
Transmission speed	500 kBit/s
Transmission physics	RS-485
Name	Supply
Type of connection	8-pos. Inline power connector
Inline potential routing	
Communications power U_L	7.5 V DC $\pm 5\%$
Main circuit supply U_M	24 V DC -15% / +20% (in acc. with EN 61131-2)
Power supply at U_M	max. 8 A DC (Sum of $U_M + U_S$)
Segment supply voltage U_S	24 V DC -15% / +20% (in acc. with EN 61131-2)
Power supply at U_S	max. 8 A DC (Sum of $U_M + U_S$)
I/O supply voltage U_{ANA}	24 V DC -15% / +20%
Current consumption from U_{ANA}	Typ. 29 mA
General data	
Width	12.2 mm
Height	135 mm
Depth	71.5 mm
Weight	46 g
Mounting type	DIN rail
Ambient temperature (operation)	-25 °C ... 55 °C
Ambient temperature (storage/transport)	-25 °C ... 85 °C
Permissible humidity (operation)	75 % (On average, 85% occasionally)
Permissible humidity (storage/transport)	75 % (On average, 85% occasionally)
Air pressure (operation)	80 kPa ... 106 kPa (up to 2000 m above sea level)
Air pressure (storage/transport)	70 kPa ... 106 kPa (up to 3000 m above sea level)
Degree of protection	IP20
Protection class	III, IEC 61140, EN 61140, VDE 0140-1

Test section	5 V supply, incoming remote bus, electrically isolated from 5 V supply, outgoing remote bus 500 V AC 50 Hz 1 min
	5 V supply, incoming remote bus, electrically isolated from 7.5 V logics supply, 24 V analog supply, 24 V bus terminal module supply, 5 V logics supply branch terminal block 500 V AC 50 Hz 1 min
	5 V supply, incoming remote bus, electrically isolated from 24 V main supply, 24 V segment supply 500 V AC 50 Hz 1 min
	5 V supply incoming remote bus / functional earth ground 500 V AC 50 Hz 1 min
	5 V supply, outgoing remote bus, electrically isolated from 5 V supply, incoming remote bus 500 V AC 50 Hz 1 min
	5 V supply, outgoing remote bus, electrically isolated from 7.5 V logics supply, 24 V analog supply, 24 V bus terminal module supply, 5 V logics supply branch terminal block 500 V AC 50 Hz 1 min
	5 V supply, outgoing remote bus, electrically isolated from 24 V main supply, 24 V segment supply 500 V AC 50 Hz 1 min
	5 V supply outgoing remote bus, electrically isolated from functional earth ground 500 V AC 50 Hz 1 min
	7.5 V logics supply, 24 V analog supply, 24 V bus terminal module supply, 5 V logics supply branch terminal block, electrically isolated from 5 V supply incoming remote bus 500 V AC 50 Hz 1 min
	7.5 V logics supply, 24 V analog supply, 24 V bus terminal module supply, 5 V logics supply branch terminal block, electrically isolated from 5 V supply outgoing remote bus 500 V AC 50 Hz 1 min
	7.5 V logics supply, 24 V analog supply, 24 V bus terminal module supply, 5 V logics supply branch terminal block, electrically isolated from 24 V main supply, 24 V segment supply 500 V AC 50 Hz 1 min
	7.5 V logics supply, 24 V analog supply, 24 V bus terminal module supply, 5 V logics supply branch terminal block electrically isolated from functional earth ground 500 V AC 50 Hz 1 min
	24 V main supply, 24 V segment supply, electrically isolated from 5 V supply, incoming remote bus 500 V AC 50 Hz 1 min
	24 V main supply, 24 V segment supply, electrically isolated from 5 V supply, outgoing remote bus 500 V AC 50 Hz 1 min
	24 V main supply, 24 V segment supply, electrically isolated from 7.5 V logics supply, 24 V analog supply, 24 V bus terminal module supply, 5 V logics supply branch terminal block 500 V AC 50 Hz 1 min
	24 V main supply, 24 V segment supply, electrically isolated from functional earth ground 500 V AC 50 Hz 1 min

Certificates / Approvals



Certification ABS, BV, CUL, DNV, GL, GOST, LR, UL
Certification Ex: CUL-EX LIS, UL-EX LIS

Accessories

Item	Designation	Description
------	-------------	-------------

Marking

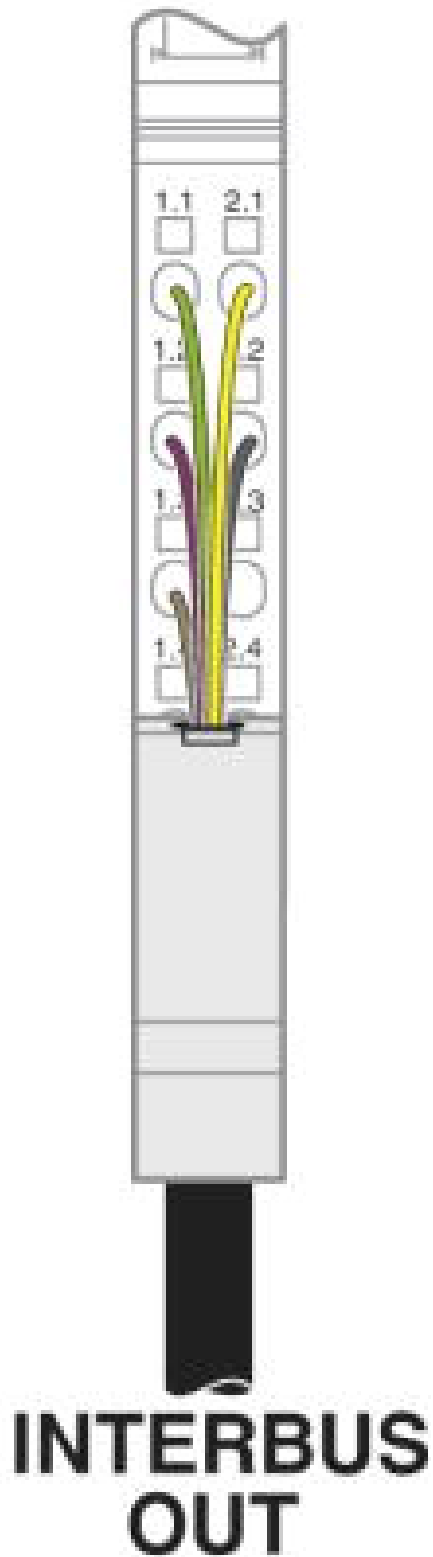
0809492	ESL 62X10	Insert strip for laser printer, lettering field: 62 x 10 mm
2727501	IB IL FIELD 2	Labeling field, width: 12.2 mm

Plug/Adapter

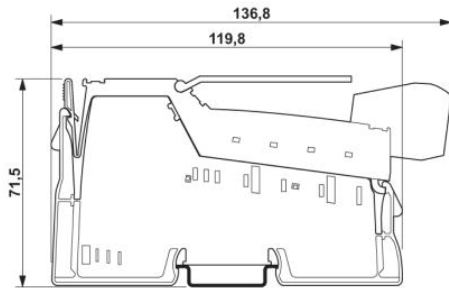
2726353	IB IL SCN-6 SHIELD	Inline shield connector
---------	--------------------	-------------------------

Diagrams/Drawings

Connection diagram



Dimensioned drawing



Address

PHOENIX CONTACT Deutschland GmbH
Flachmarktstr. 8
32825 Blomberg, Germany
Phone +49 5235 3 12000
Fax +49 5235 3 41200
<http://www.phoenixcontact.de>



© 2011 Phoenix Contact
Technical modifications reserved;



Компания «ЭлектроПласт» предлагает заключение долгосрочных отношений при поставках импортных электронных компонентов на взаимовыгодных условиях!

Наши преимущества:

- Оперативные поставки широкого спектра электронных компонентов отечественного и импортного производства напрямую от производителей и с крупнейших мировых складов;
- Поставка более 17-ти миллионов наименований электронных компонентов;
- Поставка сложных, дефицитных, либо снятых с производства позиций;
- Оперативные сроки поставки под заказ (от 5 рабочих дней);
- Экспресс доставка в любую точку России;
- Техническая поддержка проекта, помощь в подборе аналогов, поставка прототипов;
- Система менеджмента качества сертифицирована по Международному стандарту ISO 9001;
- Лицензия ФСБ на осуществление работ с использованием сведений, составляющих государственную тайну;
- Поставка специализированных компонентов (Xilinx, Altera, Analog Devices, Intersil, Interpoint, Microsemi, Aeroflex, Peregrine, Syfer, Eurofarad, Texas Instrument, Miteq, Cobham, E2V, MA-COM, Hittite, Mini-Circuits, General Dynamics и др.);

Помимо этого, одним из направлений компании «ЭлектроПласт» является направление «Источники питания». Мы предлагаем Вам помощь Конструкторского отдела:

- Подбор оптимального решения, техническое обоснование при выборе компонента;
- Подбор аналогов;
- Консультации по применению компонента;
- Поставка образцов и прототипов;
- Техническая поддержка проекта;
- Защита от снятия компонента с производства.



Как с нами связаться

Телефон: 8 (812) 309 58 32 (многоканальный)

Факс: 8 (812) 320-02-42

Электронная почта: org@eplast1.ru

Адрес: 198099, г. Санкт-Петербург, ул. Калинина, дом 2, корпус 4, литера А.