


## GV2RT05

TeSys GV2 Manual Starter and Protector, thermal magnetic circuit protector, toggle switch, 0.63...1 A, screw clamp terminals



### Main

|                           |                      |
|---------------------------|----------------------|
| Range                     | TeSys                |
| Product name              | TeSys GV2            |
| Device short name         | GV2RT                |
| Product or component type | Circuit breaker      |
| Device application        | Motor<br>Transformer |
| Trip unit technology      | Thermal-magnetic     |

### Complementary

|   |  |
|---|--|
| Poles description                           | 3P   |
| Network type                                | AC   |
| Utilisation category                        | AC-3 conforming to IEC 60947-4-1<br>Category A conforming to IEC 60947-2   |
| Network frequency                           | 50/60 Hz conforming to IEC 60947-4-1   |
| Fixing mode                                 | Clipped on 35 mm symmetrical DIN rail<br>Screwed on panel (with adaptor plate)   |
| Operating position                          | Any position   |
| Motor power kW                              | 0.09 kW at 220/230 V AC 50/60 Hz (motor protection high peak current)<br>0.12 kW at 220/230 V AC 50/60 Hz (motor protection high peak current)<br>0.25 kW at 400/415 V AC 50/60 Hz (motor protection high peak current)<br>0.37 kW at 400/415 V AC 50/60 Hz (motor protection high peak current)<br>0.25 kW at 440 V AC 50/60 Hz (motor protection high peak current)<br>0.37 kW at 440 V AC 50/60 Hz (motor protection high peak current)<br>0.37 kW at 500 V AC 50/60 Hz (motor protection high peak current)<br>0.55 kW at 690 V AC 50/60 Hz (motor protection high peak current)<br>0.63 kW at 440 V AC 50/60 Hz (transformer protection)<br>0.63 kW at 500 V AC 50/60 Hz (transformer protection)<br>1 kW at 690 V AC 50/60 Hz (transformer protection) |
| Breaking capacity                           | 100 kA Icu at 500 V AC 50/60 Hz conforming to IEC 60947-2<br>100 kA Icu at 400/415 V AC 50/60 Hz conforming to IEC 60947-2<br>100 kA Icu at 440 V AC 50/60 Hz conforming to IEC 60947-2<br>100 kA Icu at 690 V AC 50/60 Hz conforming to IEC 60947-2<br>100 kA Icu at 220/230 V AC 50/60 Hz conforming to IEC 60947-2  |
| Control type                                | Toggle   |
| [In] rated current                          | 1 A  |
| Trip unit rating                            | 0.63...1 A   |
| Magnetic tripping current                   | 22 A   |
| System Voltage                              | 690 V AC 50/60 Hz conforming to IEC 60947-2  |
| [Ui] rated insulation voltage               | 690 V AC 50/60 Hz conforming to IEC 60947-2  |
| [Ith] conventional free air thermal current | 1 A conforming to IEC 60947-4-1  |
| [Uimp] rated impulse withstand voltage      | 6 kV conforming to IEC 60947-2   |
| Power dissipation per pole                  | 2.5 W  |
| Mechanical durability                       | 100000 cycles  |
| Electrical durability                       | 100000 cycles AC-3 at 440 V  |
| Operating rate                              | 25 cyc/h   |
| Rated duty                                  | Continuous conforming to IEC 60947-4-1   |
| Connections - terminals                     | Screw clamp terminals 2 cable(s) 1...6 mm <sup>2</sup> solid<br>Screw clamp terminals 2 cable(s) 1.5...6 mm <sup>2</sup> flexible without cable end  |

The information provided in this documentation contains general descriptions and/or technical characteristics of the products contained herein. This documentation is not intended as a substitute for and is not to be used for determining suitability or reliability of these products for specific user applications. It is the duty of any such user or integrator to perform the appropriate and complete risk analysis, evaluation and testing of the products with respect to the relevant specific application or use thereof. Neither Schneider Electric Industries SAS nor any of its affiliates or subsidiaries shall be responsible or liable for misuse of the information contained herein.

|                           |  |
|---------------------------|--|
|                           | Screw clamp terminals 2 cable(s) 1...4 mm <sup>2</sup> flexible with cable end |
| Tightening torque         | 1.7 N.m on screw clamp terminals   |
| Suitability for isolation | Yes conforming to IEC 60947-1  |
| Phase failure sensitivity | Yes conforming to IEC 60947-4-1  |
| Height                    | 3.5 in (89 mm)   |
| Width                     | 1.77 in (45 mm)  |
| Depth                     | 3.09 in (78.5 mm)  |

## Environment

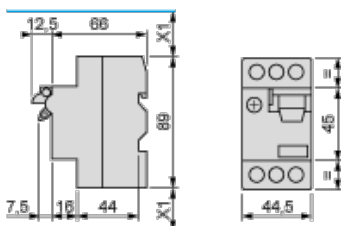
|                                       |   |
|---------------------------------------|---|
| standards                             | EN 60204<br>IEC 60947-1<br>IEC 60947-2<br>IEC 60947-4-1<br>NF C 63-120<br>NF C 63-650<br>NF C 79-130<br>UL 508<br>VDE 0113<br>VDE 0660<br>CSA C22.2 |
| product certifications                | CCC<br>CSA<br>UL<br>EAC   |
| protective treatment                  | TH  |
| IP degree of protection               | IP20 conforming to IEC 60529  |
| IK degree of protection               | IK04  |
| ambient air temperature for operation | -4...140 °F (-20...60 °C)   |
| ambient air temperature for storage   | -40...176 °F (-40...80 °C)  |
| fire resistance                       | 1760 °F (960 °C) conforming to IEC 60695-2-1  |
| operating altitude                    | 6561.68 ft (2000 m)   |

## Offer Sustainability

|  |  |
|--|--|
| Green Premium product  | Green Premium product  |
| Compliant - since 0631 - Schneider Electric declaration of conformity                          | Compliant - since 0631 - Schneider Electric declaration of conformity                          |
| Reference contains SVHC above the threshold - go to CaP for more details                       | Reference contains SVHC above the threshold  |
| Available  | Available  |
| Need no specific recycling operations  | Need no specific recycling operations  |
| WARNING: This product can expose you to chemicals including:                                   | WARNING: This product can expose you to chemicals including:                                   |
| Antimony oxide & Antimony trioxide, which is known to the State of California to cause cancer. | Antimony oxide & Antimony trioxide, which is known to the State of California to cause cancer. |
| For more information go to <a href="http://www.p65warnings.ca.gov">www.p65warnings.ca.gov</a>  | For more information go to <a href="http://www.p65warnings.ca.gov">www.p65warnings.ca.gov</a>  |

## GV2RT

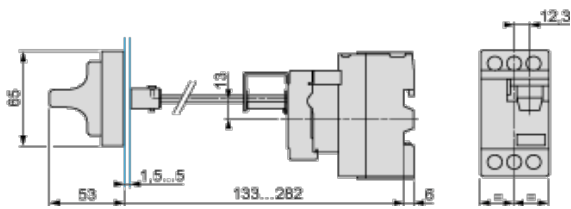
### Dimensions



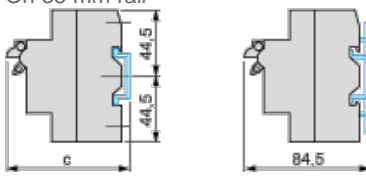
X1: Electrical clearance = 40 mm for Ue < 690 V

### Mounting

Mounting of external operator GV2AP03



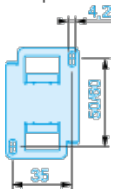
On 35 mm rail



c = 80 on AM1 DP200 (35 x 7.5)

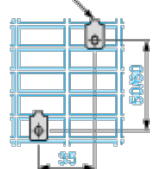
c = 88 on AM1 DE200, ED200 (35 x 15)

On panel with adapter plate GV2AF02

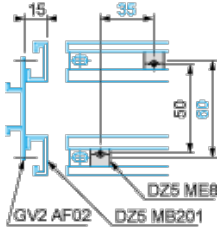


On pre-slotted plate AM1 PA

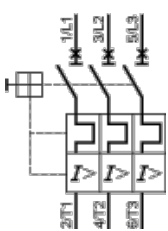
AF1 EA4



On rails DZ5 MB



GV2ME•• and GV2RT





Компания «ЭлектроПласт» предлагает заключение долгосрочных отношений при поставках импортных электронных компонентов на взаимовыгодных условиях!

Наши преимущества:

- Оперативные поставки широкого спектра электронных компонентов отечественного и импортного производства напрямую от производителей и с крупнейших мировых складов;
- Поставка более 17-ти миллионов наименований электронных компонентов;
- Поставка сложных, дефицитных, либо снятых с производства позиций;
- Оперативные сроки поставки под заказ (от 5 рабочих дней);
- Экспресс доставка в любую точку России;
- Техническая поддержка проекта, помощь в подборе аналогов, поставка прототипов;
- Система менеджмента качества сертифицирована по Международному стандарту ISO 9001;
- Лицензия ФСБ на осуществление работ с использованием сведений, составляющих государственную тайну;
- Поставка специализированных компонентов (Xilinx, Altera, Analog Devices, Intersil, Interpoint, Microsemi, Aeroflex, Peregrine, Syfer, Eurofarad, Texas Instrument, Miteq, Cobham, E2V, MA-COM, Hittite, Mini-Circuits, General Dynamics и др.);

Помимо этого, одним из направлений компании «ЭлектроПласт» является направление «Источники питания». Мы предлагаем Вам помощь Конструкторского отдела:

- Подбор оптимального решения, техническое обоснование при выборе компонента;
- Подбор аналогов;
- Консультации по применению компонента;
- Поставка образцов и прототипов;
- Техническая поддержка проекта;
- Защита от снятия компонента с производства.



#### Как с нами связаться

**Телефон:** 8 (812) 309 58 32 (многоканальный)

**Факс:** 8 (812) 320-02-42

**Электронная почта:** [org@eplast1.ru](mailto:org@eplast1.ru)

**Адрес:** 198099, г. Санкт-Петербург, ул. Калинина, дом 2, корпус 4, литера А.