

Type 12 Mild Steel Wallmount Disconnect Enclosure 1447S Series

Continuous Hinge Door (Flange w/ multi-vendor cutout)



Application

- Designed to house the following safety disconnect equipment:
 - ABB Controls flange-mounted variable depth operating mechanism for disconnect switches and circuit breakers. Also cable version for circuit breakers.
 - Allen Bradley 1494V variable depth flange mounted disconnect switches and circuit breaker operators. Will not accept Allen Bradley 1494F disconnect switches, 1494D circuit breaker operators.
 - C-H Westinghouse C361 flange mounted variable depth operating mechanism with disconnect switches and C371 flange mounted variable depth operating mechanisms for circuit breakers. Also Flex-Shaft™ handle mechanisms for circuit breakers.
 - General Electric Type STDA flange handles and variable depth operating mechanism for disconnect switches and circuit breakers. Also SpectraFlex™ cable operators for circuit breakers.
 - Siemens I-T-E Max-Flex™ flange mounted variable depth handles for disconnect switches and circuit breakers.
 - Square D class 9422 disconnect switches with flange mounted variable depth operating mechanisms or cable mechanisms and Class 9422 flange-mounted variable depth operating mechanisms or cable mechanisms for circuit breakers. Will not accept Square D Class 9422 bracket-mounted disconnect devices, 9422TG1 or TG2 devices

Standards

- UL 508 Type 12, 13
- CSA Type 12, 13
- Complies with
 - NEMA Type 12 and 13
 - JIC EGP-1-1967
 - IEC 60529, IP54
 - Appropriate components are required to maintain these standards.

Construction

- Formed 14-gauge steel.
- Continuously welded seams.
- Larger sizes include door and body stiffeners.
- Welded brackets provide for enclosure mounting.
- Formed lip on door and enclosure exclude flowing liquids and contaminants.
- Cutouts and holes are provided to suit the handle, operating mechanism and door closing mechanism.
- Continuously hinged doors may be removed by pulling the hinge pin.

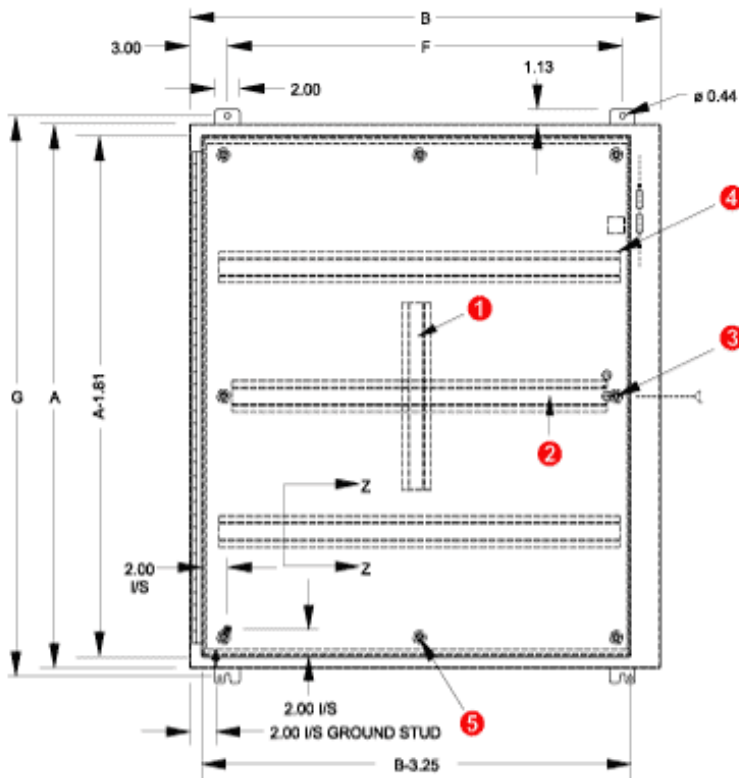
- Latch pivots and cover interlock brackets are welded to the door.
- Cover latch bars for door handles are provided.
- Collar studs are provided for mounting inner panels.
- A removable 12 gauge inner panel is included.
- Oil resistant gaskets are permanently secured and mechanically retained.
- A bonding stud is provided on the door and a grounding stud is provided in the enclosure.
- A literature pocket is provided.
- Product built after Apr 2013 will have an improved seamless poured in place gasket

Finish

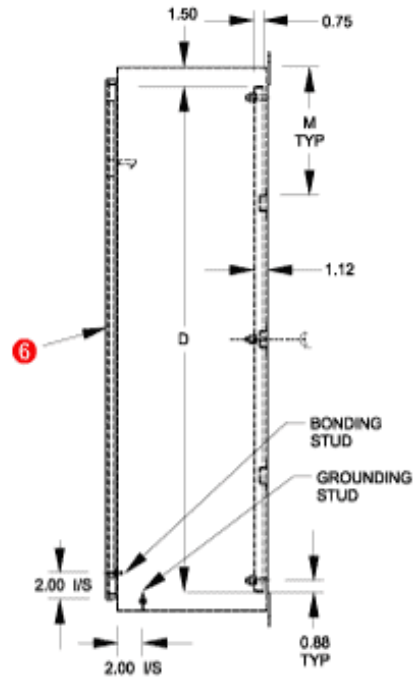
- Cover and enclosure are finished in ANSI61 gray powder coat finish inside and out.
- Inner panel finished in white powder coat finish.
- Disconnects, operating mechanisms and door hardware are not provided with the enclosure, and must be ordered separately from the manufacturer
- Enclosures with an "A" dimension under 40" require 2 point door closing hardware.
- Enclosures with an "A" dimension 40" or more require 3 point door closing hardware.

Accessories

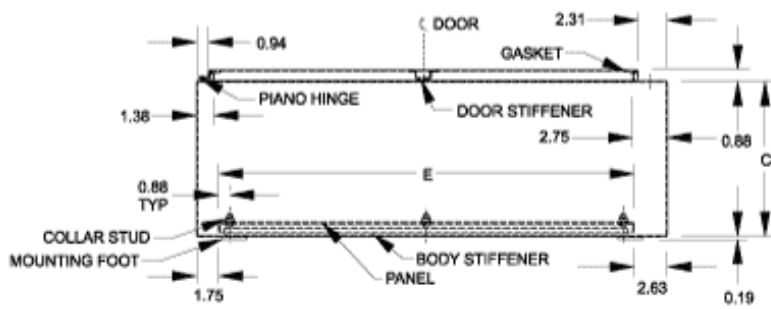
- Inner Panels
- Blowers and Fans
- Door Stop Kit
- Enclosure Stabilizers
- Floor Stand Kit
- Temperature Controls
- Cooling Products
- Ventilation
- Drip Shield Kit
- Filtered Fans
- Heaters
- Window Kits



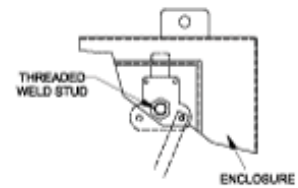
Front View



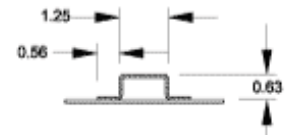
Side View



Top View



Closing Mechanism
Catches top of enclosure only



Section Z-Z

When A=	M=
36	9.00
42	9.88
48	11.38
60	14.38

- ① Vertical body stiffener req'd on 1447SG only.
- ② Omit center body stiffener if A is less than 41".
- ③ Omit 2 middle studs if A is less than 31".
- ④ Omit body stiffeners if B is 28" or less.
- ⑤ Omit 2 middle studs if B is less than 32".
- ⑥ Omit door stiffener if B is 32" or less except if AxB is 42"x31.38".

Part No.	Panel Size			Mounting Center		Ship Wt. (lbs)	Center Stiffener ²
	A	B	C	D	E		
1447SA8	20.00	21.38	8.00	17.00	17.00	51	N
1447SB8	24.00	21.38	8.00	21.00	17.00	60	N
1447SC8	24.00	25.38	8.00	21.00	21.00	71	N
1447SD8	30.00	21.38	8.00	27.00	17.00	74	N
1447SE8	30.00	25.38	8.00	27.00	21.00	87	N
1447SF8	36.00	25.38	8.00	33.00	21.00	98	N
1447SG8	36.00	31.38	8.00	33.00	27.00	121	N
1447SH8	42.00	31.38	8.00	39.00	27.00	135	I
1447SJ8	42.00	37.38	8.00	39.00	33.00	154	I

Part No.	Panel Size					Mounting Center		Ship Wt. (lbs)	Center Stiffener ²
	A	B	C	D	E	F	G		
1447SK8	48.00	37.38	8.00	45.00	33.00	31.38	49.25	172	I
1447SL8	60.00	37.38	8.00	57.00	33.00	31.38	61.25	248	I
1447SA10	20.00	21.38	10.00	17.00	17.00	15.38	21.25	52	N
1447SB10	24.00	21.38	10.00	21.00	17.00	15.38	25.25	63	N
1447SC10	24.00	25.38	10.00	21.00	21.00	19.38	25.25	71	N
1447SD10	30.00	21.38	10.00	27.00	17.00	15.38	31.25	80	N
1447SE10	30.00	25.38	10.00	27.00	21.00	19.38	31.25	90	N
1447SF10	36.00	25.38	10.00	33.00	21.00	19.38	37.25	100	N
1447SG10	36.00	31.38	10.00	33.00	27.00	25.38	37.25	126	N
1447SH10	42.00	31.38	10.00	39.00	27.00	25.38	43.25	143	I
1447SJ10	42.00	37.38	10.00	39.00	33.00	31.38	43.25	193	I
1447SK10	48.00	37.38	10.00	45.00	33.00	31.38	49.25	180	I
1447SL10	60.00	37.38	10.00	57.00	33.00	31.38	61.25	255	I
1447SE12	30.00	25.38	12.00	27.00	21.00	19.38	31.25	100	N
1447SG12	36.00	31.38	12.00	33.00	27.00	25.38	37.25	130	N
1447SH12	42.00	31.38	12.00	39.00	27.00	25.38	43.25	150	I
1447SJ12	42.00	37.38	12.00	39.00	33.00	31.38	43.25	200	I
1447SK12	48.00	37.38	12.00	45.00	33.00	31.38	49.25	220	I
1447SL12	60.00	37.38	12.00	57.00	33.00	31.38	61.25	265	I
1447S46L12	60.00	37.38	12.00	57.00	34.50	31.38	61.25	265	1
1447SG16	36.00	31.38	16.00	33.00	27.00	25.38	37.25	150	N
1447SK16	48.00	37.38	16.00	45.00	33.00	31.38	49.25	200	I
1447SL16	60.00	37.38	16.00	57.00	33.00	31.38	61.25	265	I

² Center stiffener; N = not included; I = included

Data subject to change without notice

© 2016. Hammond Manufacturing Ltd. All rights reserved.



Компания «ЭлектроПласт» предлагает заключение долгосрочных отношений при поставках импортных электронных компонентов на взаимовыгодных условиях!

Наши преимущества:

- Оперативные поставки широкого спектра электронных компонентов отечественного и импортного производства напрямую от производителей и с крупнейших мировых складов;
- Поставка более 17-ти миллионов наименований электронных компонентов;
- Поставка сложных, дефицитных, либо снятых с производства позиций;
- Оперативные сроки поставки под заказ (от 5 рабочих дней);
- Экспресс доставка в любую точку России;
- Техническая поддержка проекта, помощь в подборе аналогов, поставка прототипов;
- Система менеджмента качества сертифицирована по Международному стандарту ISO 9001;
- Лицензия ФСБ на осуществление работ с использованием сведений, составляющих государственную тайну;
- Поставка специализированных компонентов (Xilinx, Altera, Analog Devices, Intersil, Interpoint, Microsemi, Aeroflex, Peregrine, Syfer, Eurofarad, Texas Instrument, Miteq, Cobham, E2V, MA-COM, Hittite, Mini-Circuits, General Dynamics и др.);

Помимо этого, одним из направлений компании «ЭлектроПласт» является направление «Источники питания». Мы предлагаем Вам помощь Конструкторского отдела:

- Подбор оптимального решения, техническое обоснование при выборе компонента;
- Подбор аналогов;
- Консультации по применению компонента;
- Поставка образцов и прототипов;
- Техническая поддержка проекта;
- Защита от снятия компонента с производства.



Как с нами связаться

Телефон: 8 (812) 309 58 32 (многоканальный)

Факс: 8 (812) 320-02-42

Электронная почта: org@eplast1.ru

Адрес: 198099, г. Санкт-Петербург, ул. Калинина, дом 2, корпус 4, литера А.