


storm

2200 Series Panel-mount Trackballs



Rugged cursor control for industrial and hostile public environments

- 38mm panel-mount trackball provides smooth, responsive and precise cursor control
- Vandal resistant version features a stainless steel retention ring and a coated steel ball (mirror finish) (10J BS EN 60068-2-75: 1997)
- Robust version features a tough phenolic resin ball (black)
- Sealed against the ingress of liquids & dust to IP65 when ball is stationary (IP54 when rotating)
- Operating temp: -20°C (dry) to +60°C
- Robust chassis designed to provide secure under-panel fixing for maximum resistance to hard use, abuse and vandalism
- On-board encoder automatically configures to provide either USB or PS2 connectivity
- Two 'click keys' (not supplied) can be connected directly to the on-board encoder
- USB and PS2 cables for connection to host system are available separately



www.storm-interface.com

Storm Interface products include technology protected by international patents and design registration. All rights reserved.

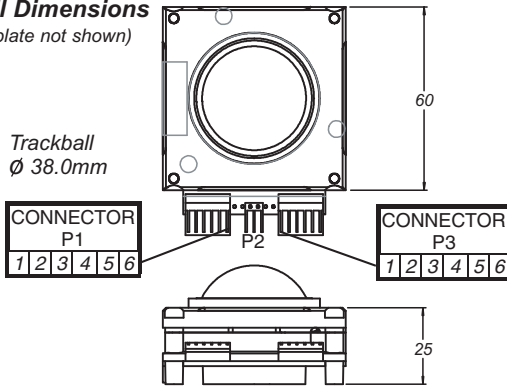


Panel-mount trackballs for industrial and public environments

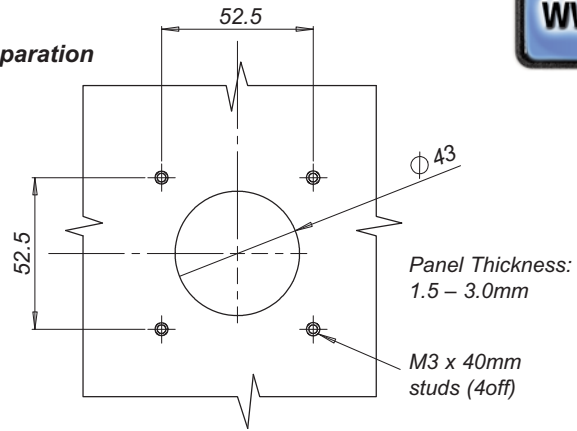


These 38mm trackballs provide smooth, accurate and responsive cursor control in wet, dirty or aggressive environments. Each device automatically configures to provide USB or PS2 connectivity. Two selector (click) buttons (not supplied) can be configured to provide either left and right click functions or for both buttons to provide left click functions only. These trackballs can be installed as a flush mounted component in a control panel or equipment housing. Cables enabling connection to either USB or PS2 systems are supplied separately. The trackballs are constructed to ensure maximum resistance to hard use, abuse, and vandalism.

Overall Dimensions (Vandal plate not shown)



Panel Preparation Details



Connector Pinout Details

Pin	Button Connections (P1)	PS2 / USB Output Connections (P3)
1	0V	D- / Data
2	Button 1 (left)	D+ / Clock
3	0V	Test Only
4	Button 2 (right)	Power +5V
5	0V	Ground 0V
6	Button 3 (middle)	Not used

The unit automatically selects either USB or PS/2 protocols on power-up. No re-setting of any DIP switches required.

If both buttons are required to be set as left click then a connection must be made between pins on connector P2 using the jumper device (supplied).

Please note that the TEST input is reserved for factory test only. On no account should a connection be made to this terminal.

The Button inputs are pulled high to 5V within the unit.

Both rising and falling edges of this signal are debounced for 30ms.

The Storm Trackball is designed to work with resident drivers and does not require additional software to be loaded.

Electrical

Supply Voltage: 5.0V dc \pm 10%

Switch Debounce: 30ms rising/falling

Supply Current: 15mA maximum

Resolution: 150 pulses, 600 counts/revolution

Environmental

Operating Temp: -20°C (dry) to +60°C

IP65 seal when ball stationary

IP54 seal when ball rotating

Humidity: 95% Rh max, non-condensing

Mechanical

Tracking Force: 50g nominal any direction

Ball Speed: 250 rpm maximum

Operational Life: 10 million revolutions (min)

Mounting Angle: within 45° from horizontal

Material

Robust Trackball: Phenolic Resin

Vandal Resistant Trackball: Surface Treated Steel

Seal Material: PTFE with low friction fill

Vandal Plate: Stainless Steel

NB. Robust Version does not have Vandal Plate

Installation

Prepare plate with hole for \varnothing 43.0mm bezel and M3 x 40mm studs on 52.5mm centres.

Fit sealing gasket to trackball.

Place trackball over studs.

Place vandal plate over studs (VR version only).

Secure with plain washers and Nyloc nuts.

IMPORTANT: Max torque 40Ncm on nuts.

Connect switches to connector P1.

If reqd, fit jumper to enable both buttons as left click.

Accessories [x] denotes packaging variant

Stock No.	Item
2200-00200[x]	Cable 2.5m PS2
2200-00300[x]	Cable 2.5m USB
2200-00020[x]	Trackball Unit PS2 / USB Black Phenolic Ball
2200-00030[x]	Trackball Unit PS2 / USB Coated Steel Ball

Whilst every effort is made to ensure details are correct at time of print, specifications are subject to change without notice.



Storm is a trademark of Keymat Technology Ltd
Storm Interface is a trading name of Keymat Technology Ltd
Storm Interface products include technology protected by international patents and design registration. All rights reserved.



Компания «ЭлектроПласт» предлагает заключение долгосрочных отношений при поставках импортных электронных компонентов на взаимовыгодных условиях!

Наши преимущества:

- Оперативные поставки широкого спектра электронных компонентов отечественного и импортного производства напрямую от производителей и с крупнейших мировых складов;
- Поставка более 17-ти миллионов наименований электронных компонентов;
- Поставка сложных, дефицитных, либо снятых с производства позиций;
- Оперативные сроки поставки под заказ (от 5 рабочих дней);
- Экспресс доставка в любую точку России;
- Техническая поддержка проекта, помощь в подборе аналогов, поставка прототипов;
- Система менеджмента качества сертифицирована по Международному стандарту ISO 9001;
- Лицензия ФСБ на осуществление работ с использованием сведений, составляющих государственную тайну;
- Поставка специализированных компонентов (Xilinx, Altera, Analog Devices, Intersil, Interpoint, Microsemi, Aeroflex, Peregrine, Syfer, Eurofarad, Texas Instrument, Miteq, Cobham, E2V, MA-COM, Hittite, Mini-Circuits, General Dynamics и др.);

Помимо этого, одним из направлений компании «ЭлектроПласт» является направление «Источники питания». Мы предлагаем Вам помощь Конструкторского отдела:

- Подбор оптимального решения, техническое обоснование при выборе компонента;
- Подбор аналогов;
- Консультации по применению компонента;
- Поставка образцов и прототипов;
- Техническая поддержка проекта;
- Защита от снятия компонента с производства.



Как с нами связаться

Телефон: 8 (812) 309 58 32 (многоканальный)

Факс: 8 (812) 320-02-42

Электронная почта: org@eplast1.ru

Адрес: 198099, г. Санкт-Петербург, ул. Калинина, дом 2, корпус 4, литера А.