

## Overview

The KEMET PLT pulse transformers are common mode choke coils suitable for Power Line Communication (PLC). Designed with our proprietary ferrite core, they show excellent insertion loss characteristics.

## Applications

- PLT-01: 264 VAC maximum power supply line for Power Line Communication (PLC)
- PLT-02: 110 VAC maximum power supply line for Power Line Communication (PLC)

## Benefits

- Proprietary ferrite material
- Flat insertion loss characteristics
- Suitable for each country's power line, including 100 V type
- Operating temperature range from -25°C to +100°C
- UL94 V-0 flame retardant rated base
- RoHS compliant


## Ordering Information

PLT-	01
Series	Power Supply Line AC (V)
PLT	01 = 264 V 02 = 110 V

PLT-01



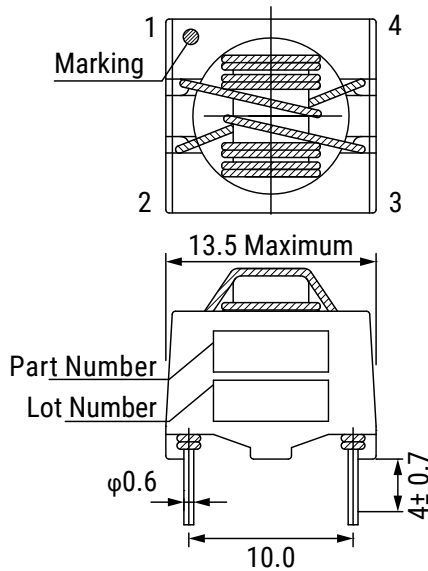
PLT-02



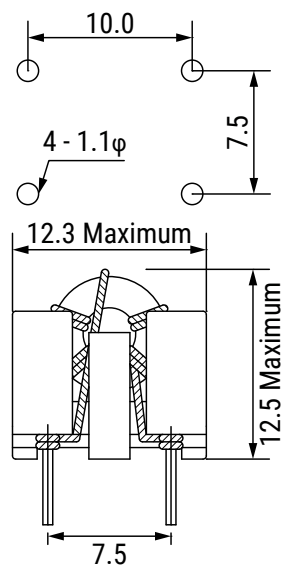
## Dimensions – Millimeters

### PLT-01

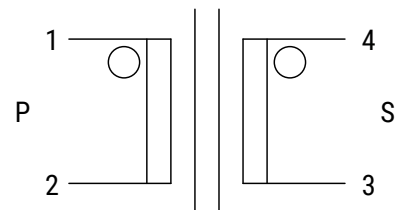
#### Dimensions - Millimeters



#### Pin Pattern Gauge Dimensions - Millimeters Tolerance $\pm 0.1$ mm

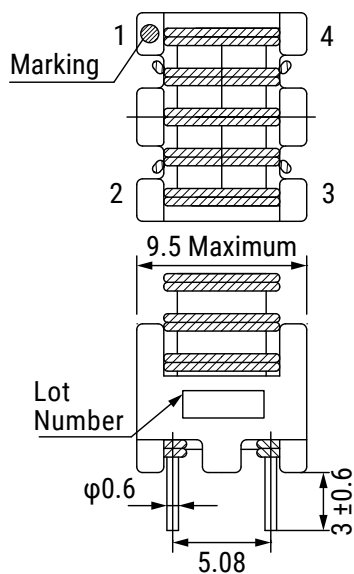


#### Circuit Diagram

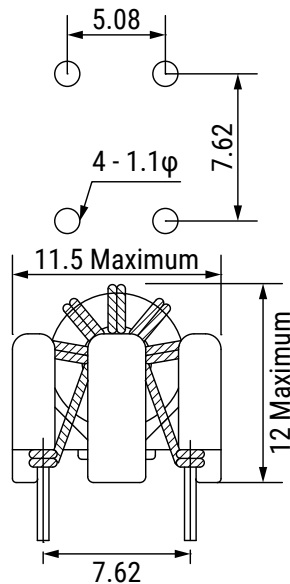


### PLT-02

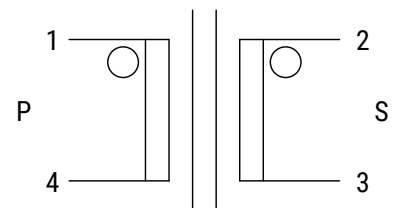
#### Dimensions - Millimeters



#### Pin Pattern Gauge Dimensions - Millimeters Tolerance $\pm 0.1$ mm



#### Circuit Diagram



## Environmental Compliance

All KEMET Pulse Transformers are RoHS compliant.



## Performance Characteristics

Item	Performance Characteristics
Rated Current	0.30 A <sub>rms</sub>
Insulation Resistance	100 MΩ minimum at 500 VDC (between coil and coil)
Rated Inductance	7.5 μH minimum
Inductance Measurement Condition	100 kHz, 1 mA
Rated DC Resistance Range	55 mΩ maximum
Operating Temperature Range	-25°C to +100°C (including self-temperature rise)

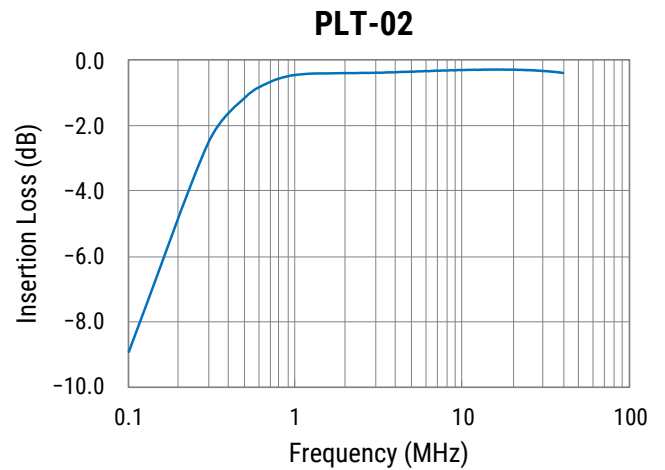
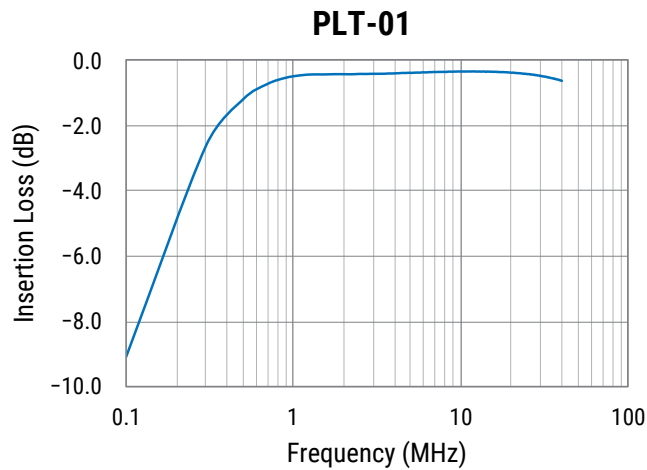
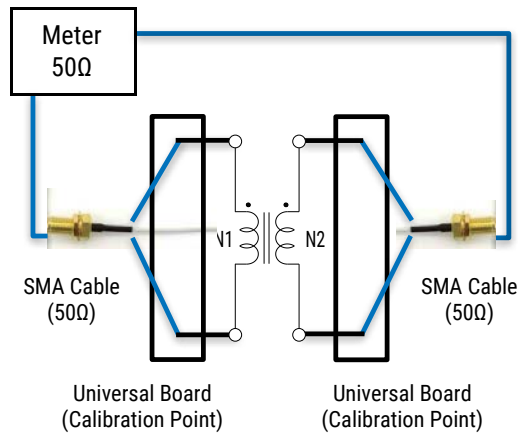
**Table 1 – Ratings & Part Number Reference**

Part Number	Rated Voltage AC (V) Maximum	Rated Current (A) ΔT = 25°C	Inductance (μH) Minimum	DC Resistance (mΩ) Maximum	Dielectric Voltage AC <sup>1</sup> (V)	Terminal Lead Diameter (mm)	Weight (g)
PLT-01	264	0.3	7.5	55	3,600	φ 0.6	1.8
PLT-02	110	0.3	7.5	55	1,200	φ 0.6	1.3

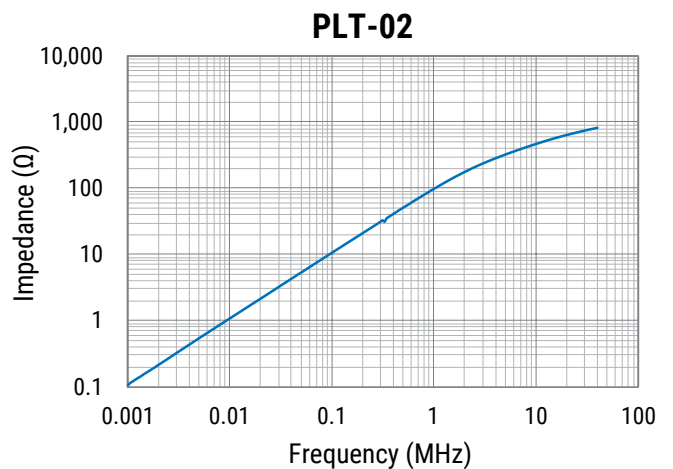
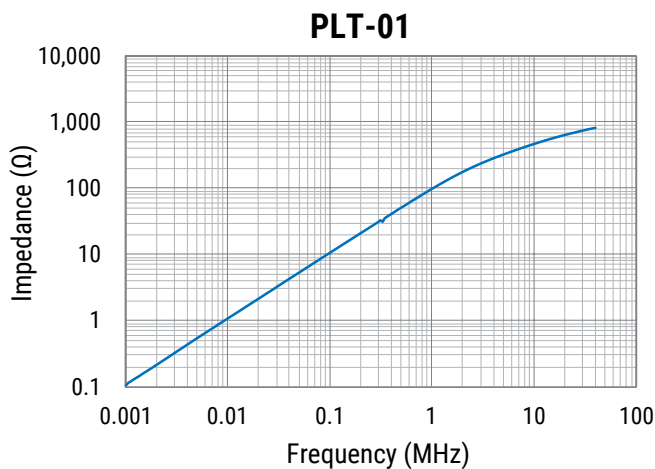
<sup>1</sup> Two seconds, between coil and coil, no abnormality.

## Insertion Loss Characteristics

Measuring Circuit



## Impedance Characteristics



## Packaging

Part Number	Packaging Type	Pieces per Box
PLT-01	Bulk	280
PLT-02	Bulk	900

## Handling Precautions

### Precautions for product storage

Pulse Transformers should be stored in normal working environments. While the transformers themselves are quite robust in other environments, solderability will be degraded by exposure to high temperatures, high humidity, corrosive atmospheres, and long term storage.

KEMET recommends that maximum storage temperature not exceed 40°C and maximum storage humidity not exceed 70% relative humidity. Atmospheres should be free of chlorine and sulfur bearing compounds. Temperature fluctuations should be minimized to avoid condensation on the parts. Avoid also storage near strong magnetic fields as this might magnetize the product.

For optimized solderability Transformers stock should be used promptly, preferably within six months of receipt.

### Product temperature rise values

The values listed for temperature rise are the result of self-heating in wires when the rated current is applied. Check and evaluate the value of the core temperature rise under actual operating conditions when using.

## Export Control

### For customers in Japan

For products which are controlled items subject to the “Foreign Exchange and Foreign Trade Law” of Japan, the export license specified by the law is required for export.

### For customers outside Japan

Pulse Transformers should not be used or sold for use in the development, production, stockpiling or utilization of any conventional weapons or mass-destructive weapons (nuclear weapons, chemical or biological weapons or missiles) or any other weapons.

## KEMET Electronics Corporation Sales Offices

For a complete list of our global sales offices, please visit [www.kemet.com/sales](http://www.kemet.com/sales).

---

### Disclaimer

All product specifications, statements, information and data (collectively, the "Information") in this datasheet are subject to change. The customer is responsible for checking and verifying the extent to which the Information contained in this publication is applicable to an order at the time the order is placed. All Information given herein is believed to be accurate and reliable, but it is presented without guarantee, warranty, or responsibility of any kind, expressed or implied.

Statements of suitability for certain applications are based on KEMET Electronics Corporation's ("KEMET") knowledge of typical operating conditions for such applications, but are not intended to constitute – and KEMET specifically disclaims – any warranty concerning suitability for a specific customer application or use. The Information is intended for use only by customers who have the requisite experience and capability to determine the correct products for their application. Any technical advice inferred from this Information or otherwise provided by KEMET with reference to the use of KEMET's products is given gratis, and KEMET assumes no obligation or liability for the advice given or results obtained.

Although KEMET designs and manufactures its products to the most stringent quality and safety standards, given the current state of the art, isolated component failures may still occur. Accordingly, customer applications which require a high degree of reliability or safety should employ suitable designs or other safeguards (such as installation of protective circuitry or redundancies) in order to ensure that the failure of an electrical component does not result in a risk of personal injury or property damage.

Although all product-related warnings, cautions and notes must be observed, the customer should not assume that all safety measures are indicated or that other measures may not be required.

*KEMET is a registered trademark of KEMET Electronics Corporation.*



Компания «ЭлектроПласт» предлагает заключение долгосрочных отношений при поставках импортных электронных компонентов на взаимовыгодных условиях!

Наши преимущества:

- Оперативные поставки широкого спектра электронных компонентов отечественного и импортного производства напрямую от производителей и с крупнейших мировых складов;
- Поставка более 17-ти миллионов наименований электронных компонентов;
- Поставка сложных, дефицитных, либо снятых с производства позиций;
- Оперативные сроки поставки под заказ (от 5 рабочих дней);
- Экспресс доставка в любую точку России;
- Техническая поддержка проекта, помощь в подборе аналогов, поставка прототипов;
- Система менеджмента качества сертифицирована по Международному стандарту ISO 9001;
- Лицензия ФСБ на осуществление работ с использованием сведений, составляющих государственную тайну;
- Поставка специализированных компонентов (Xilinx, Altera, Analog Devices, Intersil, Interpoint, Microsemi, Aeroflex, Peregrine, Syfer, Eurofarad, Texas Instrument, Miteq, Cobham, E2V, MA-COM, Hittite, Mini-Circuits, General Dynamics и др.);

Помимо этого, одним из направлений компании «ЭлектроПласт» является направление «Источники питания». Мы предлагаем Вам помощь Конструкторского отдела:

- Подбор оптимального решения, техническое обоснование при выборе компонента;
- Подбор аналогов;
- Консультации по применению компонента;
- Поставка образцов и прототипов;
- Техническая поддержка проекта;
- Защита от снятия компонента с производства.



#### Как с нами связаться

**Телефон:** 8 (812) 309 58 32 (многоканальный)

**Факс:** 8 (812) 320-02-42

**Электронная почта:** [org@eplast1.ru](mailto:org@eplast1.ru)

**Адрес:** 198099, г. Санкт-Петербург, ул. Калинина, дом 2, корпус 4, литера А.