



Micro Commercial Components



Micro Commercial Components
20736 Marilla Street Chatsworth
CA 91311
Phone: (818) 701-4933
Fax: (818) 701-4939

BC846AW/BW BC847AW/BW/CW BC848AW/BW/CW

Features

- Lead Free Finish/RoHS Compliant ("P" Suffix designates RoHS Compliant. See ordering information)
- Low current (max. 100mA)
- Low voltage (max. 65V)
- Epoxy meets UL 94 V-0 flammability rating
- Moisture Sensitivity Level 1
- Halogen free available upon request by adding suffix "-HF"

Maximum Ratings

- Operating temperature : -65°C to +150°C
- Storage temperature : -65°C to +150°C
- Thermal resistance from junction to ambient*: 625K/W
- Marking: BC846AW---1A ; BC846BW---1B
BC847AW---1E ; BC847BW---1F ; BC847CW---1G
BC848AW---1JS/1J ; BC848BW---1KS/1K ; BC848CW---1LS/1L

Electrical Characteristics @ 25°C Unless Otherwise Specified

Symbol	Parameter	Min	Max	Units
--------	-----------	-----	-----	-------

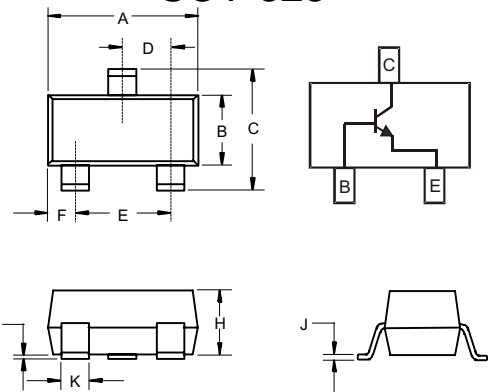
OFF CHARACTERISTICS

$V_{(BR)CBO}$	Collector-Base Breakdown Voltage ($I_C=10\mu A_{dc}$, $I_E=0$)			Vdc
	BC846AW/BW	---	80	
	BC847AW/BW/CW	---	50	
	BC848AW/BW/CW	---	30	
$V_{(BR)CEO}$	Collector-Emitter Breakdown Voltage ($I_C=10mAdc$, $I_B=0$)			Vdc
	BC846AW/BW	---	65	
	BC847AW/BW/CW	---	45	
	BC848AW/BW/CW	---	30	
$V_{(BR)EBO}$	Emitter-Base Breakdown Voltage ($I_E=1\mu A_{dc}$, $I_C=0$)			Vdc
	BC846AW/BW, BC847AW/BW/CW	---	6	
	BC848AW/BW/CW	---	5	
I_C	Collector Current (DC)	---	100	mAdc
I_{CM}	Peak Collector Current	---	200	mAdc
I_{BM}	Peak Base Current	---	200	mAdc

* Transistor mounted on an FR4 printed-circuit board

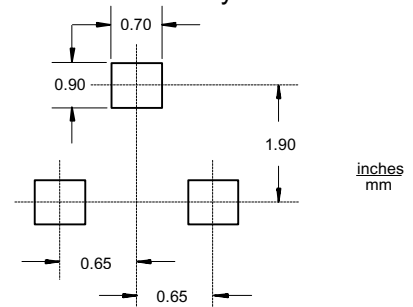
NPN General Purpose Transistors

SOT-323



DIM	DIMENSIONS				NOTE
	INCHES		MM		
	MIN	MAX	MIN	MAX	
A	.071	.087	1.80	2.20	
B	.045	.053	1.15	1.35	
C	.083	.096	2.10	2.45	
D	.026 Nominal		0.65 Nominal		
E	.047	.055	1.20	1.40	
F	.012	.016	.30	.40	
G	.000	.004	.000	.100	
H	.035	.039	.90	1.00	
J	.004	.010	.100	.250	
K	.006	.016	.15	.40	

Suggested Solder Pad Layout



ON CHARACTERISTICS

Symbol	Parameter	Min	Typ	Max	Units
I_{CBO}	Collector-base Cut-off Current ($I_{CE}=0, V_{CB}=30Vdc$) ($I_{CE}=0, V_{CB}=30Vdc, T_j=150^{\circ}C$)	---	---	15	nA
		---	---	5	μA
I_{EBO}	Emitter-base Cut-off Current ($I_C=0, V_{EB}=5Vdc$)	---	---	100	nA
$V_{CE(sat)}$	Collector-Emitter Saturation Voltage ($I_C=10mAdc, I_B=0.5mAdc$) ($I_C=100mAdc, I_B=5mAdc^*$)	---	90	250	mVdc
		---	200	600	mVdc
$V_{BE(sat)}$	Base-Emitter Saturation Voltage ($I_C=10mAdc, I_B=0.5mAdc$) ($I_C=100mAdc, I_B=5mAdc^*$)	---	700	---	mVdc
		---	900	---	mVdc
h_{FE}	DC Current Gain ($I_C=10\mu A; V_{CE}=5V$)	---	90	---	
	BC846AW; BC847AW; BC848AW	---	150	---	
	BC846BW; BC847BW; BC848BW	---	270	---	
	BC847CW; BC848CW	---		---	
	DC Current Gain ($I_C=2mA; V_{CE}=5V$)	110	180	220	
	BC846AW; BC847AW; BC848AW	200	290	450	
BC846BW; BC847BW; BC848BW	420	520	800		
BC847CW; BC848CW					
V_{BE}	Base-emitter Voltage ($I_C=2mAdc, V_{CE}=5V$) ($I_C=10mAdc, V_{CE}=5V$)	580	660	700	mVdc
		---	---	770	mVdc
C_C	Collector Capacitance ($V_{CB}=10V; I_E=I_C=0; f=1MHz$)	---	---	4.5	pF
f_T	Transition Frequency ($V_{CE}=5V; I_C=10mA; f=100MHz$)	100	---	---	MHz
F	Noise Figure ($V_{CE}=5V; I_C=200\mu A; f=1KHz; B=200Hz; R_s=2K\Omega$)	---	---	10	dB

* Pulse test: $t_p \leq 300\mu s; \delta \leq 0.02$

Typical Characteristics

846AW, BW; BC847AW, BW, CW; BC848AW, BW, CW

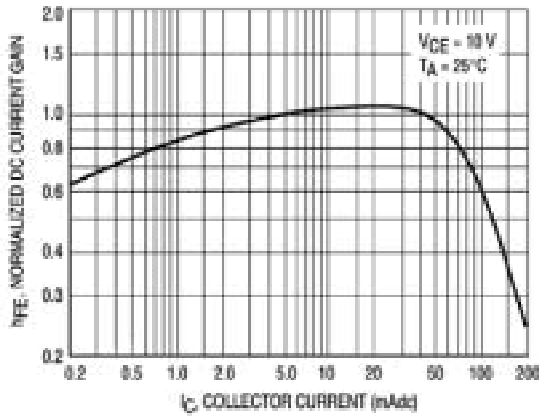


Figure 1. Normalized DC Current Gain

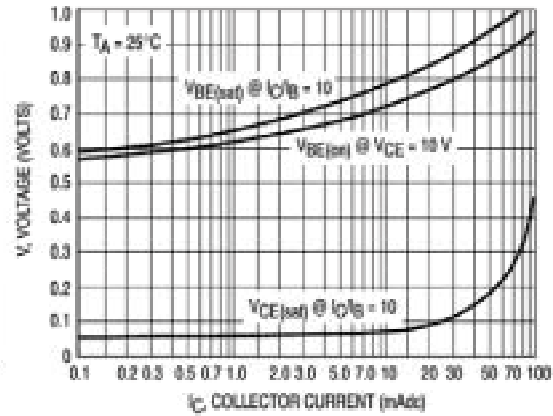


Figure 2. "Saturation" and "On" Voltages

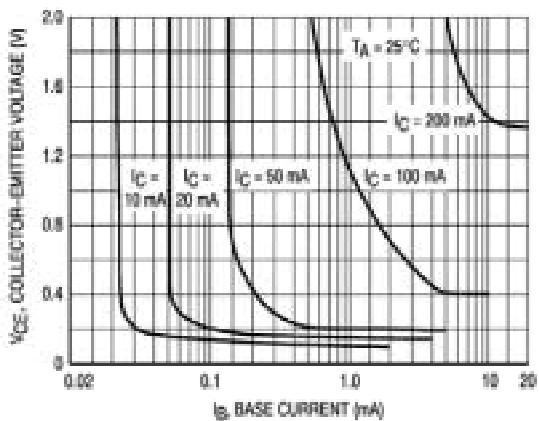


Figure 3. Collector Saturation Region

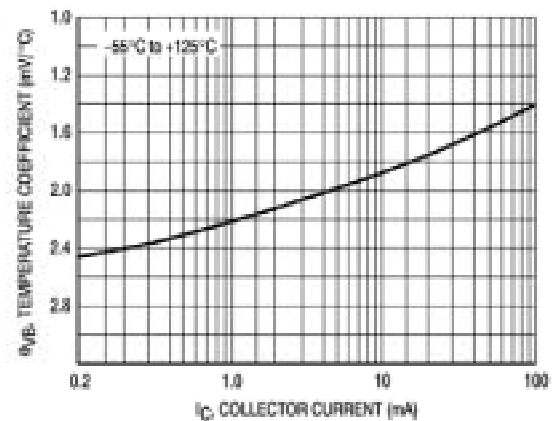


Figure 4. Base-Emitter Temperature Coefficient

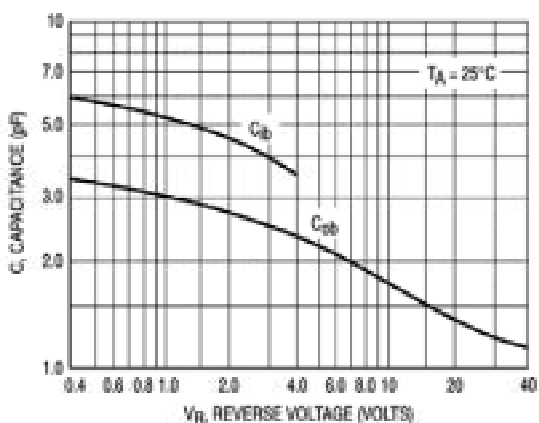


Figure 5. Capacitances

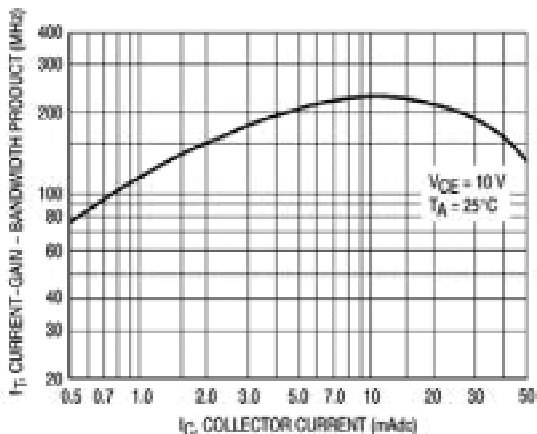


Figure 6. Current-Gain - Bandwidth Product

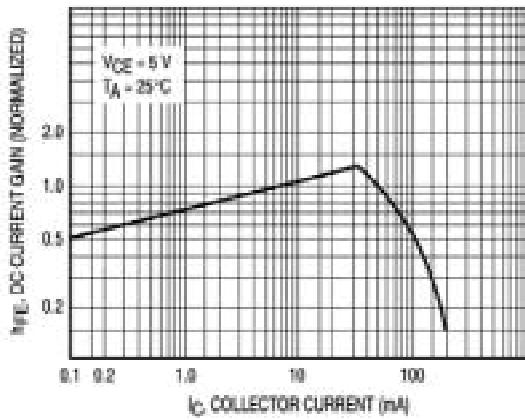


Figure 7. DC Current Gain

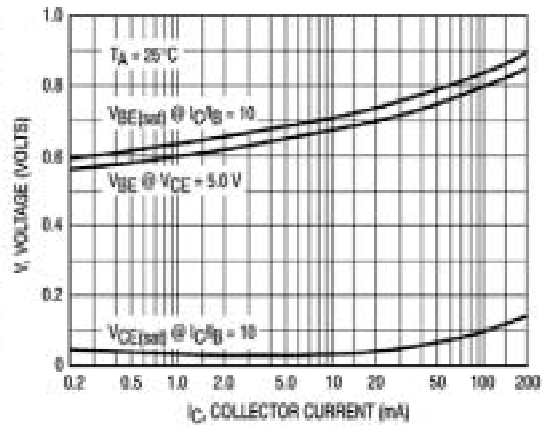


Figure 8. "On" Voltage

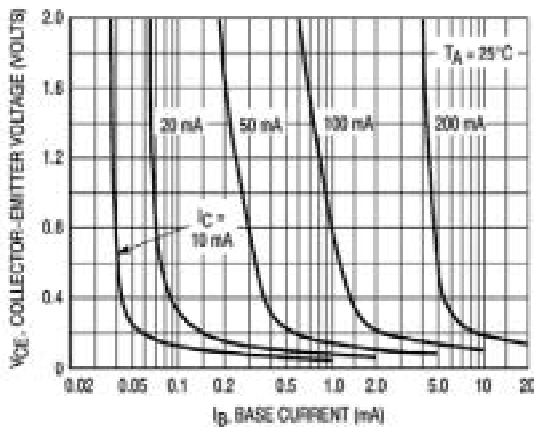


Figure 9. Collector Saturation Region

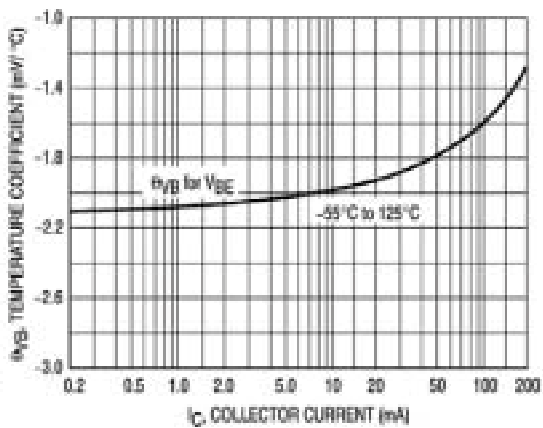


Figure 10. Base-Emitter Temperature Coefficient

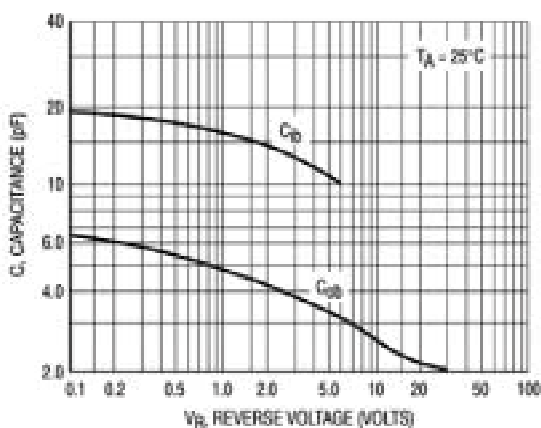


Figure 11. Capacitance

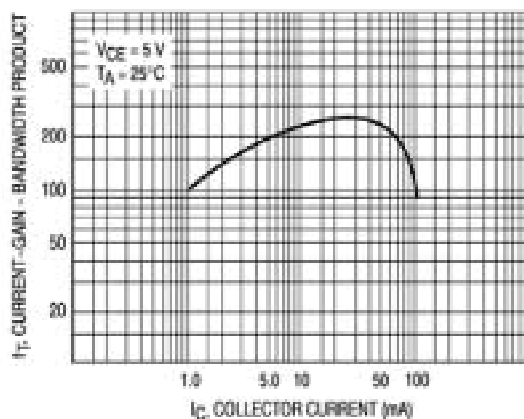


Figure 12. Current-Gain - Bandwidth Product



Micro Commercial Components

Ordering Information :

Device	Packing
Part Number-TP	Tape&Reel; 3Kpcs/Reel

Note : Adding "-HF" suffix for halogen free, eg. Part Number-TP-HF

IMPORTANT NOTICE

Micro Commercial Components Corp. reserves the right to make changes without further notice to any product herein to make corrections, modifications, enhancements, improvements, or other changes. **Micro Commercial Components Corp.** does not assume any liability arising out of the application or use of any product described herein; neither does it convey any license under its patent rights, nor the rights of others. The user of products in such applications shall assume all risks of such use and will agree to hold **Micro Commercial Components Corp.** and all the companies whose products are represented on our website, harmless against all damages.

LIFE SUPPORT

MCC's products are not authorized for use as critical components in life support devices or systems without the express written approval of Micro Commercial Components Corporation.

CUSTOMER AWARENESS

Counterfeiting of semiconductor parts is a growing problem in the industry. Micro Commercial Components (MCC) is taking strong measures to protect ourselves and our customers from the proliferation of counterfeit parts. MCC strongly encourages customers to purchase MCC parts either directly from MCC or from Authorized MCC Distributors who are listed by country on our web page cited below. Products customers buy either from MCC directly or from Authorized MCC Distributors are genuine parts, have full traceability, meet MCC's quality standards for handling and storage. **MCC will not provide any warranty coverage or other assistance for parts bought from Unauthorized Sources.** MCC is committed to combat this global problem and encourage our customers to do their part in stopping this practice by buying direct or from authorized distributors.

www.mccsemi.com



Компания «ЭлектроПласт» предлагает заключение долгосрочных отношений при поставках импортных электронных компонентов на взаимовыгодных условиях!

Наши преимущества:

- Оперативные поставки широкого спектра электронных компонентов отечественного и импортного производства напрямую от производителей и с крупнейших мировых складов;
- Поставка более 17-ти миллионов наименований электронных компонентов;
- Поставка сложных, дефицитных, либо снятых с производства позиций;
- Оперативные сроки поставки под заказ (от 5 рабочих дней);
- Экспресс доставка в любую точку России;
- Техническая поддержка проекта, помощь в подборе аналогов, поставка прототипов;
- Система менеджмента качества сертифицирована по Международному стандарту ISO 9001;
- Лицензия ФСБ на осуществление работ с использованием сведений, составляющих государственную тайну;
- Поставка специализированных компонентов (Xilinx, Altera, Analog Devices, Intersil, Interpoint, Microsemi, Aeroflex, Peregrine, Syfer, Eurofarad, Texas Instrument, Miteq, Cobham, E2V, MA-COM, Hittite, Mini-Circuits, General Dynamics и др.);

Помимо этого, одним из направлений компании «ЭлектроПласт» является направление «Источники питания». Мы предлагаем Вам помощь Конструкторского отдела:

- Подбор оптимального решения, техническое обоснование при выборе компонента;
- Подбор аналогов;
- Консультации по применению компонента;
- Поставка образцов и прототипов;
- Техническая поддержка проекта;
- Защита от снятия компонента с производства.



Как с нами связаться

Телефон: 8 (812) 309 58 32 (многоканальный)

Факс: 8 (812) 320-02-42

Электронная почта: org@eplast1.ru

Адрес: 198099, г. Санкт-Петербург, ул. Калинина, дом 2, корпус 4, литера А.