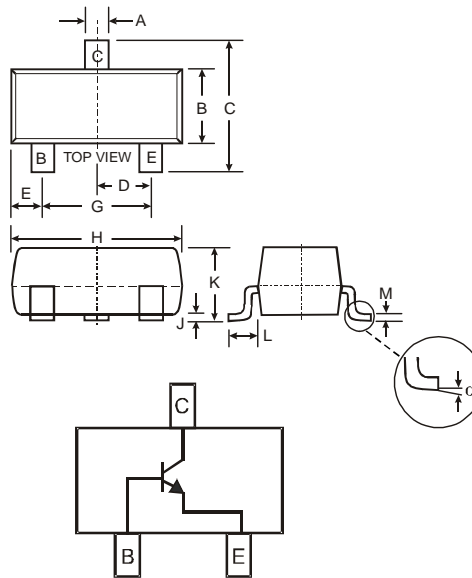


Features

- Epitaxial Planar Die Construction
- Complementary PNP Type Available (DP350T05)
- Ideal for Medium Power Amplification and Switching
- **Lead, Halogen and Antimony Free, RoHS Compliant "Green" Device (Notes 2, 3 and 4)**
- **Qualified to AEC-Q101 Standards for High Reliability**



SOT-23		
Dim	Min	Max
A	0.37	0.51
B	1.20	1.40
C	2.30	2.50
D	0.89	1.03
E	0.45	0.60
G	1.78	2.05
H	2.80	3.00
J	0.013	0.10
K	0.903	1.10
L	0.45	0.61
M	0.085	0.180
α	0°	8°
All Dimensions in mm		

Mechanical Data

- Case: SOT-23
- Case Material: Molded Plastic. UL Flammability Classification Rating 94V-0
- Moisture Sensitivity: Level 1 per J-STD-020D
- Terminal Connections: See Diagram
- Terminals: Finish — Matte Tin Finish annealed over Alloy 42 leadframe. Solderable per MIL-STD-202, Method 208
- Marking Information: K3S, See Page 3
- Ordering & Date Code Information: See Page 3
- Weight: 0.008 grams (approximate)

Maximum Ratings @ $T_A = 25^\circ\text{C}$ unless otherwise specified

Characteristic	Symbol	Value	Unit
Collector-Base Voltage	V_{CB0}	350	V
Collector-Emitter Voltage	V_{CEO}	350	V
Emitter-Base Voltage	V_{EBO}	5.0	V
Continuous Collector Current	I_C	500	mA
Power Dissipation (Note 1)	P_D	300	mW
Thermal Resistance, Junction to Ambient (Note 1)	$R_{\theta JA}$	417	$^\circ\text{C/W}$
Operating and Storage Temperature Range	T_J, T_{STG}	-55 to +150	$^\circ\text{C}$

- Notes:
1. Device mounted on FR-4 PCB, 1 inch x 0.85 inch x 0.062 inch; pad layout as shown on Diodes Inc. suggested pad layout document AP02001, which can be found on our website at <http://www.diodes.com/datasheets/ap02001.pdf>.
 2. No purposefully added lead. Halogen and Antimony Free.
 3. Diode's Inc.'s "Green" policy can be found on our website at http://www.diodes.com/products/lead_free/index.php.
 4. Product is manufactured with Green Molding Compound and does not contain Halogens or Sb_2O_3 Fire Retardants.

Electrical Characteristics @T_A = 25°C unless otherwise specified

Characteristic	Symbol	Min	Max	Unit	Test Condition
OFF CHARACTERISTICS (Note 5)					
Collector-Base Breakdown Voltage	V _{(BR)CBO}	350	—	V	I _C = 100μA, I _E = 0
Collector-Emitter Breakdown Voltage	V _{(BR)CEO}	350	—	V	I _C = 1.0mA, I _B = 0
Emitter-Base Breakdown Voltage	V _{(BR)EBO}	5.0	—	V	I _E = 10μA, I _C = 0
Collector Cutoff Current	I _{CBO}	—	50	nA	V _{CB} = 250V, I _E = 0
Collector Cutoff Current	I _{EBO}	—	50	nA	V _{CE} = 5V, I _C = 0
ON CHARACTERISTICS (Note 5)					
DC Current Gain	h _{FE}	20	—	—	I _C = 1.0mA, V _{CE} = 10V
		30	—		I _C = 10mA, V _{CE} = 10V
		30	200		I _C = 30mA, V _{CE} = 10V
		20	200		I _C = 50mA, V _{CE} = 10V
		15	—		I _C = 100mA, V _{CE} = 10V
Collector-Emitter Saturation Voltage	V _{CE(SAT)}	—	0.30	V	I _C = 10mA, I _B = 1.0mA
		—	0.35		I _C = 20mA, I _B = 2.0mA
		—	0.50		I _C = 30mA, I _B = 3.0mA
		—	1.0		I _C = 50mA, I _B = 5.0mA
Base-Emitter Saturation Voltage	V _{BE(SAT)}	—	0.75	V	I _C = 10mA, I _B = 1.0mA
		—	0.80		I _C = 20mA, I _B = 2.0mA
		—	0.90		I _C = 30mA, I _B = 3.0mA
Base-Emitter On Voltage	V _{BE(ON)}	—	2.0	V	I _C = 100mA, V _{CE} = 10V
SMALL SIGNAL CHARACTERISTICS					
Output Capacitance	C _{obo}	—	7.0	pF	V _{CB} = 20V, f = 1.0MHz, I _E = 0
Transition Frequency	f _T	50	—	MHZ	V _{CE} = 10V, I _C = 20mA

Notes: 5. Short duration pulse test used to minimize self-heating effect.

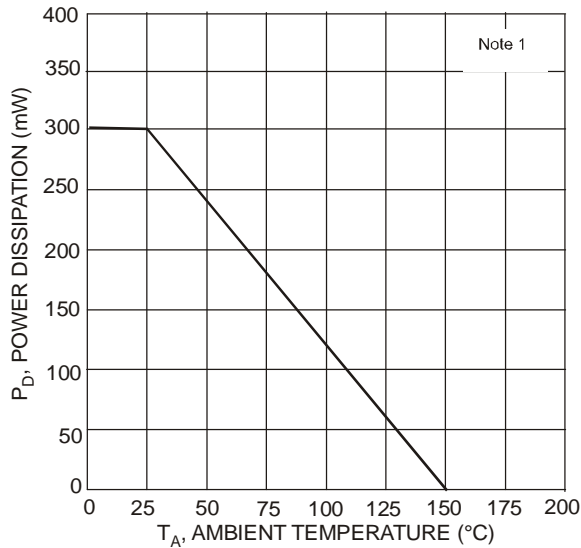


Fig. 1, Max Power Dissipation vs. Ambient Temperature

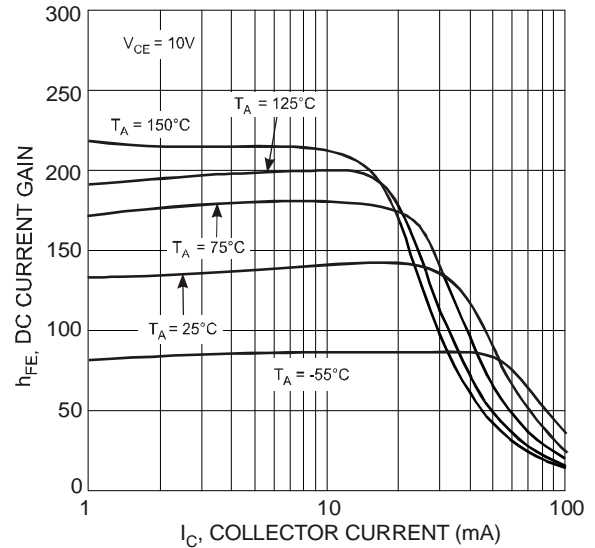


Fig. 2, DC Current Gain vs. Collector Current

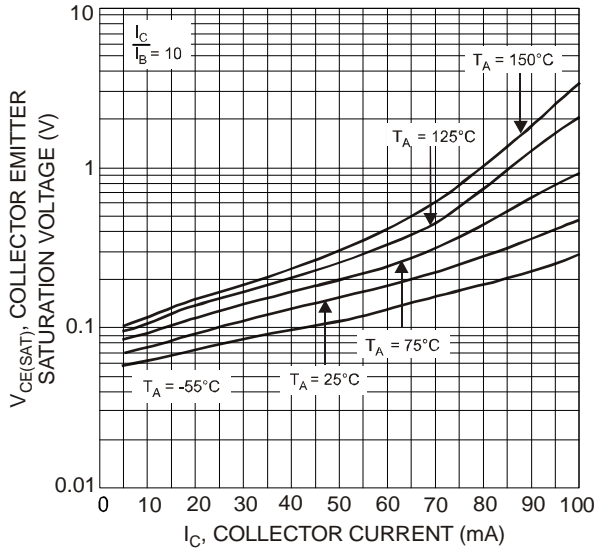


Fig. 3, Collector-Emitter Saturation Voltage vs. Collector Current

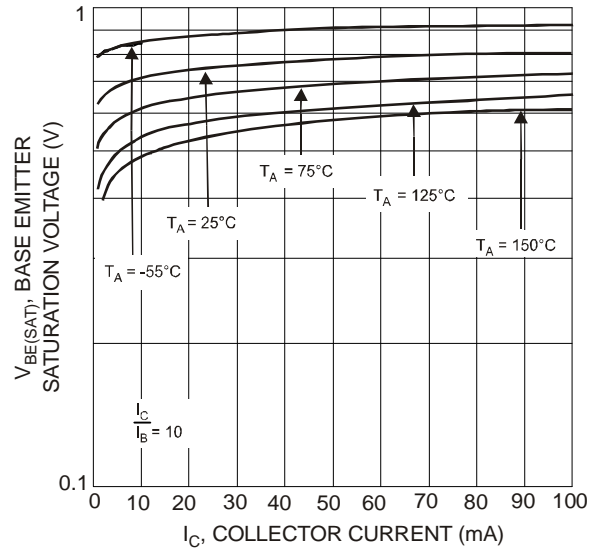


Fig. 4, Base-Emitter Saturation Voltage vs. Collector Current

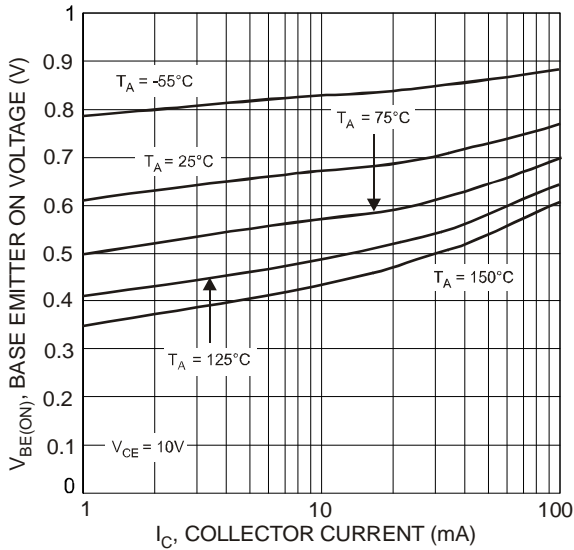


Fig. 5, Base-Emitter On Voltage vs. Collector Current

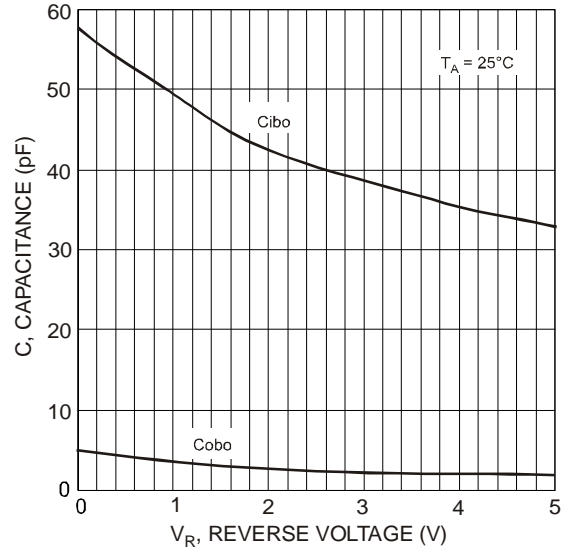


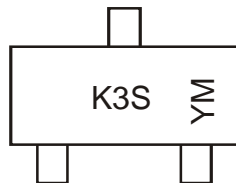
Fig. 6, Capacitance vs. Reverse Voltage

Ordering Information (Note 6)

Device	Packaging	Shipping
DN350T05-7	SOT-23	3000/Tape & Reel

Notes: 6. For packaging details, go to our website at <http://www.diodes.com/datasheets/ap02007.pdf>.

Marking Information



K3S = Product Type Marking Code
YM = Date Code Marking
Y = Year ex: S = 2005
M = Month ex: 9 = September

Date Code Key

Year	2005	2006	2007	2008	2009	2010	2011	2012				
Code	S	T	U	V	W	X	Y	Z				
Month	Jan	Feb	Mar	Apr	May	Jun	Jul	Aug	Sep	Oct	Nov	Dec
Code	1	2	3	4	5	6	7	8	9	O	N	D

IMPORTANT NOTICE

Diodes Incorporated and its subsidiaries reserve the right to make modifications, enhancements, improvements, corrections or other changes without further notice to any product herein. Diodes Incorporated does not assume any liability arising out of the application or use of any product described herein; neither does it convey any license under its patent rights, nor the rights of others. The user of products in such applications shall assume all risks of such use and will agree to hold Diodes Incorporated and all the companies whose products are represented on our website, harmless against all damages.

LIFE SUPPORT

Diodes Incorporated products are not authorized for use as critical components in life support devices or systems without the expressed written approval of the President of Diodes Incorporated.



Компания «ЭлектроПласт» предлагает заключение долгосрочных отношений при поставках импортных электронных компонентов на взаимовыгодных условиях!

Наши преимущества:

- Оперативные поставки широкого спектра электронных компонентов отечественного и импортного производства напрямую от производителей и с крупнейших мировых складов;
- Поставка более 17-ти миллионов наименований электронных компонентов;
- Поставка сложных, дефицитных, либо снятых с производства позиций;
- Оперативные сроки поставки под заказ (от 5 рабочих дней);
- Экспресс доставка в любую точку России;
- Техническая поддержка проекта, помощь в подборе аналогов, поставка прототипов;
- Система менеджмента качества сертифицирована по Международному стандарту ISO 9001;
- Лицензия ФСБ на осуществление работ с использованием сведений, составляющих государственную тайну;
- Поставка специализированных компонентов (Xilinx, Altera, Analog Devices, Intersil, Interpoint, Microsemi, Aeroflex, Peregrine, Syfer, Eurofarad, Texas Instrument, Miteq, Cobham, E2V, MA-COM, Hittite, Mini-Circuits, General Dynamics и др.);

Помимо этого, одним из направлений компании «ЭлектроПласт» является направление «Источники питания». Мы предлагаем Вам помощь Конструкторского отдела:

- Подбор оптимального решения, техническое обоснование при выборе компонента;
- Подбор аналогов;
- Консультации по применению компонента;
- Поставка образцов и прототипов;
- Техническая поддержка проекта;
- Защита от снятия компонента с производства.



Как с нами связаться

Телефон: 8 (812) 309 58 32 (многоканальный)

Факс: 8 (812) 320-02-42

Электронная почта: org@eplast1.ru

Адрес: 198099, г. Санкт-Петербург, ул. Калинина, дом 2, корпус 4, литера А.