



Quick Reference Guide 2-Piece Power Connectors

THINGS TO CONSIDER WHEN CHOOSING POWER CONNECTORS

Application. Does the application require a board-to-board, wire-to-board, wire-to-wire, bus bar, card edge or a combination of these types of connectors?

Current and Voltage. Does the connector require power only, or a combination of power and signal? How much current is required in the application? Keep in mind that power connector performance is typically measured in amperes (or amps). The voltage is also very important as it defines the spacing between the contacts.

Hot-Pluggability. Will the application be mated while under electrical load? If so, a hot-pluggable connector is required. Many of the products in this guide have been approved for use in hot-plug applications.

TYPICAL POWER CONNECTOR APPLICATIONS

- AC to DC and DC to DC
- Power Supplies
- High End Computers
- Servers
- Data Storage Equipment
- Telecommunications Switches
- High Density Power Distribution
- Uninterruptible Power Supplies (UPS)
- Removable Battery Packs
- Board Stacking
- Power Distribution

Application: Hot Swappable Power Supplies (500w-5KW)



CHARACTERISTICS			
Connector	MULTI-BEAM XLE	FLATPAQ	MINIPAK HDL
Current Rating	Up to 75 A*	32 Amps*	Up to 40 Amps*
Vented Housings			
Licensed — Second source			
Height (mm)	12 mm	14 mm	8 mm - 9 mm
Modular			
Active Guides			
Customizable			

* Single contact current rating



te.com/products/multibeamxle

MULTI-BEAM XLE Connector

- New 6 beam power contact offers up to 75 A current rating and delivers more than 200 Amps/linear inch
- New 25A low power contact occupies 50% less pcb space than MULTI-BEAM XL power contacts
- New slim guide sockets reduce the overall PCB footprint
- Vented housing allows for better heat dissipation
- Hot-plug capable

Reference Part Numbers*

6450830-2
6450850-2



FLATPAQ Connectors

- 32 Amp high-performance CROWN BAND power contacts
- True hot-plug power contacts available
- Versatile modular design allows low volume customized configurations to meet your specific application requirements
- Solder and compliant press-fit termination options available
- Rugged design features active guide pins

Reference Part Numbers*

6646597-1
6646722-1



te.com/products/minipakhdl

MINIPAK HDL Connector

- High-density, low profile, power/signal, blind-mate connector
- Developed to meet next generation 1U application by reducing airflow impedance
- Hot-pluggable power supplies
- Contacts rated up to 40 amps and deliver more than 150 amps per linear inch

Reference Part Numbers*

2-1926732-5
2-1926733-5
1926845-6

Rechargeable Batteries (for portable/hand-held electronic devices)



Battery Interconnects

- Current capacity — 7 Amps/single contact at 30° T-Rise
- Choice of right angle or vertical mount headers with left, right or keyless polarization
- 5 mm pitch headers available for 7.2, 10.8 and 12.0 volts rechargeable batteries

*Part numbers listed are examples of some available samples, please visit website for additional and mating part numbers.

RECHARGEABLE BATTERIES				
Part Number	Pitch (mm)	No. of Positions	Mount	Style
1827684-1	2	7	Vertical Surface Mount	Receptacle
1827654-1	2	7	Right Angle Thru-Hole	Plug
1-1123688-7	2.5	10	Vertical Surface Mount	Receptacle
6123978-1	2.5	4	Right Angle Thru-Hole	Plug
120591-1	/	1	Horizontal Thru-Hole	Coin Cell
5787430-1	5	/	Vertical Solder	Right Hand Plug
5787441-1	5	/	Right Angle Solder	Keyless Plug

Application: Backplanes



PRODUCTS

Amps/Linear Inch	Universal Power Module	MULTIGIG RT	ICCON	MINIPAK HDE	Stacked ICCON
< 125					
125 – 175					
175 – 225					
> 225					



te.com/products/upm

Universal Power Module (UPM) Connectors (Slim UPM shown)

- Varieties of UPM include: standard, high current, slim, low profile
- 2 performance levels
 - Standard 10 amp contact
 - High current 16 Amp contacts
- True hot-plug contacts
- High reliability — up to 250 cycles
- Different configurations include right angle, vertical, coplanar and mezzanine

Reference Part Numbers*

1903977-1 (Slim UPM), 1645498-2 (Vertical Plug), 5646954-2 (R/A Plug)



MULTIGIG RT Connectors

- 2 mm backplane connectors
- 20 Amp contacts
- Three contact mating lengths are available in 1.5 mm sequence levels
- 1 and 2 row versions to provide maximum trace routing flexibility
- True hot-plug contacts

Reference Part Numbers*

1-1410271-1 (Plug)
1410270-2 (Receptacle)



te.com/products/iccon

ICCON Connectors

- With and without locking feature
- 35A current rating
- Slimline version available, 30% smaller footprint
- Board-to-board, board-to-busbar, and wire-to-board application options
- Durable, quick connect/disconnect function for high current space constrained applications

Reference Part Numbers*

6643274-1 (Vertical Pin),
6643228-1 (R/A Pin),
6643220-1 (SLIMLINE Socket)



te.com/products/minipakhde

MINIPAK HDE Connectors

- Designed to compliment other backplane connectors offered by TE including Z-PACK HM-Zd, Z-PACK TinMan and other connectors
- Very high current density — 18 Amps per contact, over 250 Amps/linear inch
- Two levels of contact sequencing for mate-first-break-last operation

Reference Part Numbers*

1926226-1 (2x6), 1926229-1 (2x9)

*Part numbers listed are examples of some available samples, please visit website for additional and mating part numbers.



te.com/products/iccon

Stacked ICCON Connector

- Very High Current Density — Up to 200 Amps per inch
- Occupies less PCB edge space than separate ICCON power and guide modules
- Designed to compliment Z-PACK and other backplane connectors

- Right angle connector to mate motherboard-to-daughterboard power distribution systems
- Ground pin, power pin and mate-first-break-last pin options

Reference Part Numbers*

2085181-1 (R/A Socket)
1766663-1 (Vertical Pin)

Application: Cable Power



CABLE POWER


Products	Wire Size	Current Rating	Specialty
MULTI-BEAM XLE	26-8 AWG	up to 50 Amps	Low, high power options in same connector
ET POWER	14-10 AWG	up to 35 Amps	Low profile
RAPID LOCK	12-0 AWG	50-250 Amps	BusBar Quick Connect/ Disconnect
High Current Universal MATE-N-LOK	30-10 AWG	up to 35 Amps	Panel mount or free hanging versions
AMP Power Series	300MCM-0 AWG	15-275 Amps	Single & 2 pole Quick Connect/Disconnect
Wave Crimp	Flat Cable	40-110 Amps	Flat



te.com/products/multibeamxle

MULTI-BEAM XLE Cable Receptacles

- X, Y, Z float mount, blind-mate connectors for drawer type applications
- Allows more angular misalignment than the original MULTI-BEAM XL connector
- Modular design to meet any application
- Hot-Pluggable
- Panel Mount, Slide-to-Lock and Squeeze-to-Release configurations are available



te.com/products/wavecrimp

AMPOWER Wave Crimp System


- Flat cable, dissipates heat better than round wire
- Termination of flat cable requires no stripping. Provides a reliable low resistance, gas tight interface
- Lower operating temperature than standard round/discrete wires
- Easily formed into shape, without cable ties
- Lower cost than laminated bus bars



te.com/products/amppowerseries

AMP Power Series Connectors

- Single pole and 2-pole connector housings, crimp snap-in contacts, and accessories
- Rugged contact design
- Open barrel contacts 6-20AWG on reels for automatic and semiautomatic machine termination
- Compatible with industry alternate standard versions



te.com/products/universalmatenlok

High Current Universal MATE-N-LOK II Connectors


- Available in 2-15 circuit sizes for free hanging, panel mount, or wire-to-board connection
- Louvertac band and screw machined contacts provide very high current with low contact resistance
- No extraction tools required/economical
- Pin and sockets can be intermixed in the same housing



te.com/products/rapidlock

RAPID LOCK Bus Bar Connectors

- Locking feature retains each contact to mating pin
- No installation tools required
- Fast, reliable replacement for power lugs
- Up to 250 Amps per contact; very low contact resistance



te.com/products/etpower

ET Power Connector

- Up to 35Amps per contact
- End-to-end stackability
- Low profile, less than 8 mm above PCB
- Cable-to-PCB applications
- Positive latch retention
- Right angle and vertical mounts

Industry Standards

PRODUCTS				
Standards	Z1 Power Connector	MINIPAK HD	Guide Hardware	MULTI-BEAM XLE
Advanced TCA	1766500-1		1-1469373-1	
PICMG MicroTCA.0		1469920-1		
VITA 41			1410465-1	
VITA 46			1410956-1	
VITA 62				6450843-6

Note: Part numbers listed in the above table are some available samples for each standard. There are other part numbers and configurations to choose from.



AdvancedTCA
The PICMG 3.0 AdvancedTCA standard defines architecture for modular computing components within communications network infrastructure. The standardization focuses on providing superior power and cooling capabilities in solutions that are cost effective, highly available and highly scalable.



MicroTCA
The PICMG MicroTCA.0 standard is complimentary to the AdvancedTCA standard, but is optimized for smaller scale and more price sensitive applications.



VITA 41
Referred to as VXS-VME Switched Serial in the next generation of VME backplanes and introduces features like improved bandwidth, backward compatibility and increased power delivery into the existing VMEbus technology.

VITA 46
Based on VMEbus technology, the standard is defined for 3U and 6U formats and merges the latest in connector and packaging technology with the latest in bus and serial fabric technology.

VITA 62
The latest in VITA Standards, VITA 62 is currently being defined and will use the standard VPX 3V16U form factor and comply to requirements defined in VITA. 48.0. VITA 62 will define the power generation requirements for a module that can be used to power systems that support a VITA 62 slot on the VPX backplane.



te.com/products/guidehardware

Guide Hardware

- Guide modules are available for the AdvancedTCA, VITA 41.0 VXS and the VITA 46.0 VPX standards
- Most guide modules are keyed to prevent misalignment during board-to-board mating
- ATCA guide modules are available for a variety of applications including front board, mid plane, backplane and rear transition modules as specified in the AdvancedTCA specification
- MULTIGIG RT guide modules meet the VITA 46.0 VPX and VITA 41 VXS standards



te.com/products/multibeamxle

MULTI-BEAM XLE Connector

- VITA 62 standard developed around MULTI-BEAM XLE connector
- New 6 beam power contacts offer a 50A current rating and lower mating force
- New 20A low power contact occupies 50% less PCB space than MULTI-BEAM XL power contacts
- Vented housing allows for better heat dissipation



te.com/products/atcapower

Z1 Power Connector

- Designed to PICMG 3.0 AdvancedTCA standard
- Combines 8 high conductivity size 16 pin & socket contacts with 22 size 22 pin & socket contacts
- Capable of carrying 20 Amps per contact and the signals are capable of carrying 2 Amps per contact



te.com/products/minipakhd

MINIPAK HD Connectors

- Designed to the MicroTCA.0 standard
- 30 microinches gold plating over nickel
- Hot-plug contact design controls arc during hot-mate/un-mate cycles
- Available to carry up to 14.5 Amps per contact fully loaded

For more information on TE Industry Standard Products visit:
te.com/products/atca

AdvancedTCA, MicroTCA and PICMG are trademarks of PICMG-PCI Industrial Computer Manufacturers Group, Inc. VITA, VMEbus, VPX, and VXS are trademarks of VITA.

Application Diagram

Integrated Backplane Power Systems

- Universal Power Modules (UPM)
- MINIPAK HDE Connectors
- MULTIGIG RT Power Modules
- Guide Hardware
- Z1 Power (AdvancedTCA) Connectors

Bus Bar-to-Board

- ICCON Connectors
- RAPID LOCK Connectors

Power — Board-to-Board

- MULTI-BEAM XLE Connectors
- FLATPAQ Modular Connectors
- MINIPAK HDL Connectors
- MINIPAK HD (MicroTCA) Connectors



Laptops/Portables

- Battery Interconnects

Power — Cable-to-Cable/Board

- Universal MATE-N-LOK Product
- AMPPOWER Wave Crimp System
- ET Power Connector
- MULTI-BEAM XLE Cable Receptacles
- RAPID LOCK Connectors

FOR MORE INFORMATION

TE Technical Support Center

USA:	+1 (800) 522-6752
Canada:	+1 (905) 475-6222
Mexico:	+52 (0) 55-1106-0800
Latin/S. America:	+54 (0) 11-4733-2200
Germany:	+49 (0) 6251-133-1999
UK:	+44 (0) 800-267666
France:	+33 (0) 1-3420-8686
Netherlands:	+31 (0) 73-6246-999
China:	+86 (0) 400-820-6015

Part numbers in this brochure are RoHS Compliant*, unless marked otherwise.

*as defined www.te.com/leadfree

Most products in this brochure have been qualified by UL and/or CSA.



te.com

© 2012 Tyco Electronics Corporation, a TE Connectivity Ltd. Company. All Rights Reserved.

4-1773458-1 CIS LUG FP 1M 02/2012

AMP, AMPPOWER, CROWN BAND, FLATPAQ, ICCON, MATE-N-LOK, MINIPAK HDE, MINIPAK HDL, MULTI-BEAM XL, MULTI-BEAM XLE, MULTIGIG RT, RAPID LOCK, Z-PACK, Z-PACK TINMAN, TE Connectivity, TE connectivity (logo) and TE (logo) are trademarks. Other logos, product and/or company names might be trademarks of their respective owners.

Visit Us On the WEB!

For your power connector needs go to:

te.com/products/powerconnectors

Check out our selection of videos on YouTube!



Refer to our catalog:

**Power Connectors & Interconnection Systems
Catalog # 1773096**

Sample Kits!

Sample kits are available for various Power Connectors.

Contact your local TE Sales Representative for more information or visit www.te.com

While TE has made every reasonable effort to ensure the accuracy of the information in this brochure, TE does not guarantee that it is error-free, nor does TE make any other representation, warranty or guarantee that the information is accurate, correct, reliable or current. TE reserves the right to make any adjustments to the information contained herein at any time without notice. TE expressly disclaims all implied warranties regarding the information contained herein, including, but not limited to, any implied warranties of merchantability or fitness for a particular purpose. The dimensions in this catalog are for reference purposes only and are subject to change without notice. Specifications are subject to change without notice. Consult TE for the latest dimensions and design specifications.





Компания «ЭлектроПласт» предлагает заключение долгосрочных отношений при поставках импортных электронных компонентов на взаимовыгодных условиях!

Наши преимущества:

- Оперативные поставки широкого спектра электронных компонентов отечественного и импортного производства напрямую от производителей и с крупнейших мировых складов;
- Поставка более 17-ти миллионов наименований электронных компонентов;
- Поставка сложных, дефицитных, либо снятых с производства позиций;
- Оперативные сроки поставки под заказ (от 5 рабочих дней);
- Экспресс доставка в любую точку России;
- Техническая поддержка проекта, помощь в подборе аналогов, поставка прототипов;
- Система менеджмента качества сертифицирована по Международному стандарту ISO 9001;
- Лицензия ФСБ на осуществление работ с использованием сведений, составляющих государственную тайну;
- Поставка специализированных компонентов (Xilinx, Altera, Analog Devices, Intersil, Interpoint, Microsemi, Aeroflex, Peregrine, Syfer, Eurofarad, Texas Instrument, Miteq, Cobham, E2V, MA-COM, Hittite, Mini-Circuits, General Dynamics и др.);

Помимо этого, одним из направлений компании «ЭлектроПласт» является направление «Источники питания». Мы предлагаем Вам помощь Конструкторского отдела:

- Подбор оптимального решения, техническое обоснование при выборе компонента;
- Подбор аналогов;
- Консультации по применению компонента;
- Поставка образцов и прототипов;
- Техническая поддержка проекта;
- Защита от снятия компонента с производства.



Как с нами связаться

Телефон: 8 (812) 309 58 32 (многоканальный)

Факс: 8 (812) 320-02-42

Электронная почта: org@eplast1.ru

Адрес: 198099, г. Санкт-Петербург, ул. Калинина, дом 2, корпус 4, литера А.