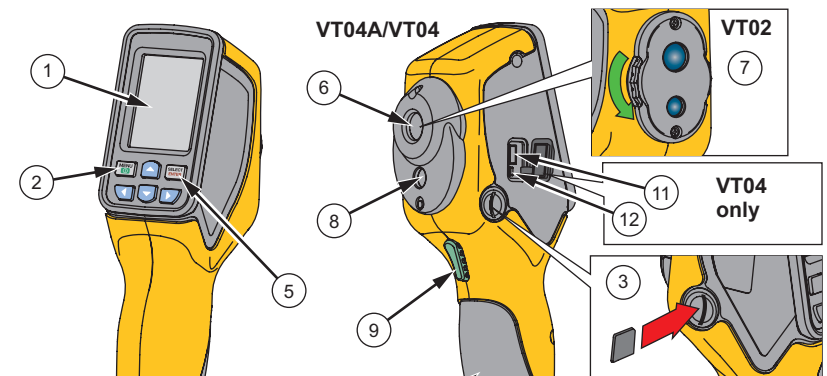


# Visual IR Thermometer

## VT02, VT04A, VT04



- ① LCD Display
- ② Power On/Off and Menu
- ③ Micro SD Memory card slot
- ④ Tripod Mount
- ⑤ Select/Enter
- ⑥ Infrared Lens
- ⑦ Rotating Lens Cover
- ⑧ Visual Camera
- ⑨ Trigger for Image Capture
- ⑩ Battery Cover
- ⑪ Micro USB Connector
- ⑫ Battery Charge Status LED

To view, print, or download the latest VT-series documents and software, visit:  
[www.fluke.com/vtsmartview](http://www.fluke.com/vtsmartview)  
[www.fluke.com/vtquickstart](http://www.fluke.com/vtquickstart)  
[www.fluke.com/vtmanual](http://www.fluke.com/vtmanual)

### Power On and Off

**MENU**  
2 sec.

**First time use:**  
enter date and time

VT02 VT04A, VT04

DD/MM/YYYY  
23/08/2012  
12 hr  
2:25 pm

1.0 001

### Image Blending

0% — 100 %

0 % 25 % 50 % 75 % 100 %

### Capture and Save

82.0°F  
13  
SD  
X ✓

**SELECT ENTER**

*Note*  
Use the micro SD memory card to download images from the Product to a PC. The micro-USB cable is for battery charging only.

### Menu Functions and Basic Navigation

Battery Charge Level

Yellow Highlight

Open Display Menu

Select/Enter

Up/Down to Change Values

**MENU** **SELECT ENTER**

BG 20 °C  
BG 25 °C

Icon	Description	VT02	VT04A VT04
	View Stored images	•	•
	Emissivity	•	•
	Color Palette	•	•
	Background Temperature	•	•
	Hot and Cold Markers	•	•
	Temperature Units	•	•
	Clock (Time and Date)	•	•
	High/Low Temperature Alarm		•
	Auto-Monitor Alarm		•
	Time-Lapse Image Capture		•
	Auto Off		•
	LCD Brightness (low, medium, high)		•
	Save in BMP Format		•
	Factory Reset		•

### Visual Image Alignment Control

**Near Mode**  
Near

29.3 °C  
ε=0.95  
2:34pm

≤ 9 in / 23 cm

**Far Mode**  
Far

29.3 °C  
ε=0.95  
2:34pm

> 9 in / 23 cm

### Color Palette

Grayscale (Black hot)

Grayscale (White hot)

High Contrast

Rainbow

Ironbow

Hot Metal (VT04A, VT04 only)

### Measurement Display

Center-point Measurement

Center-point Cursor

Center-point Measurement Area

Blend Icon

62.7 °C  
ε=0.95  
6:24 pm

Battery Status

Emissivity

Color Palette

### SD Card

No SD card in slot

SD card error

SD card empty

SD card full

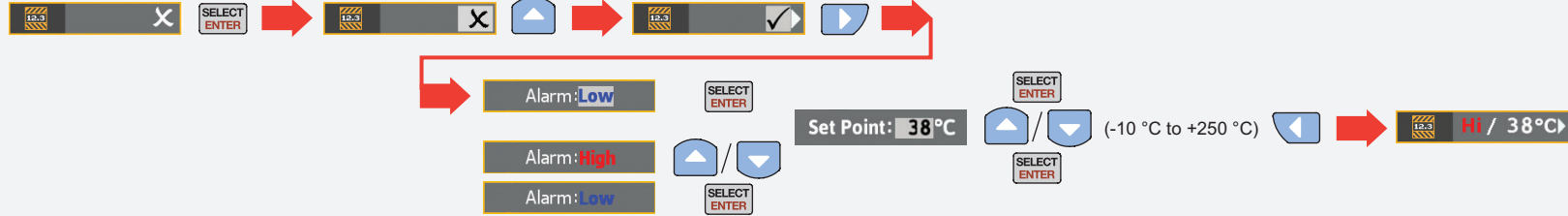
Turn On a Feature



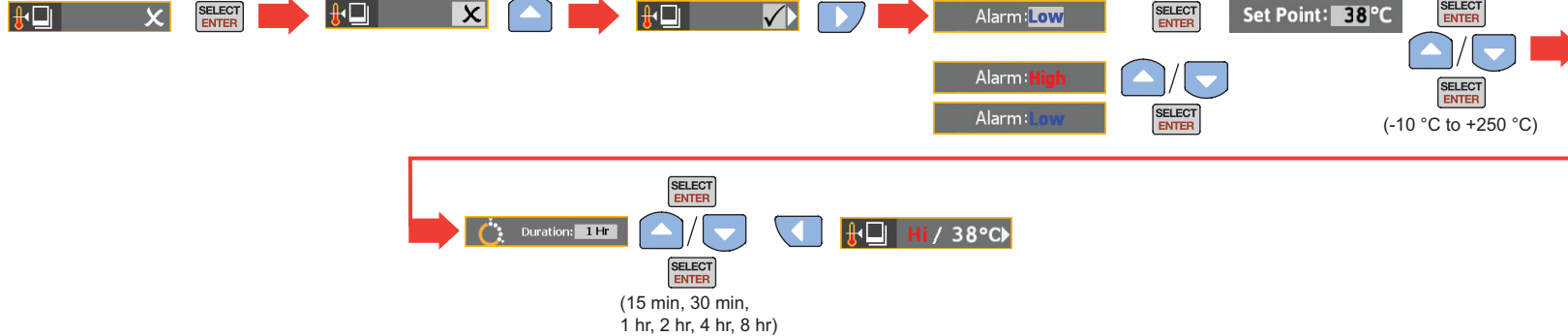
Turn Off a Feature



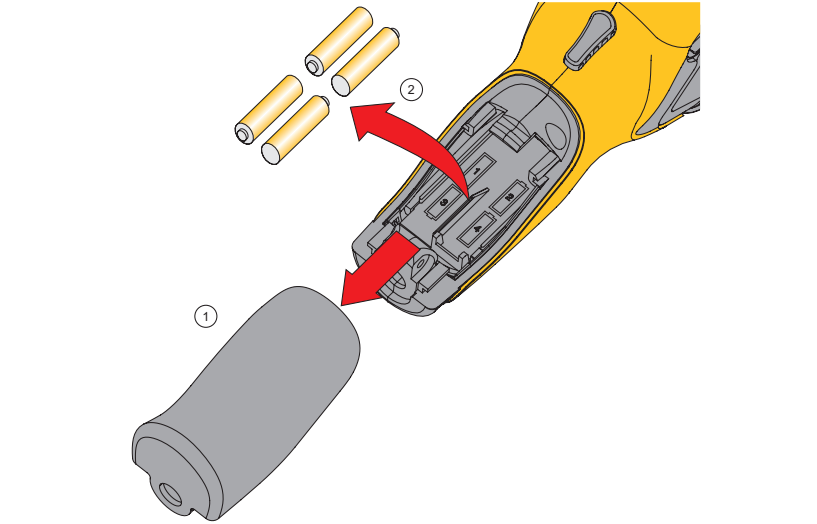
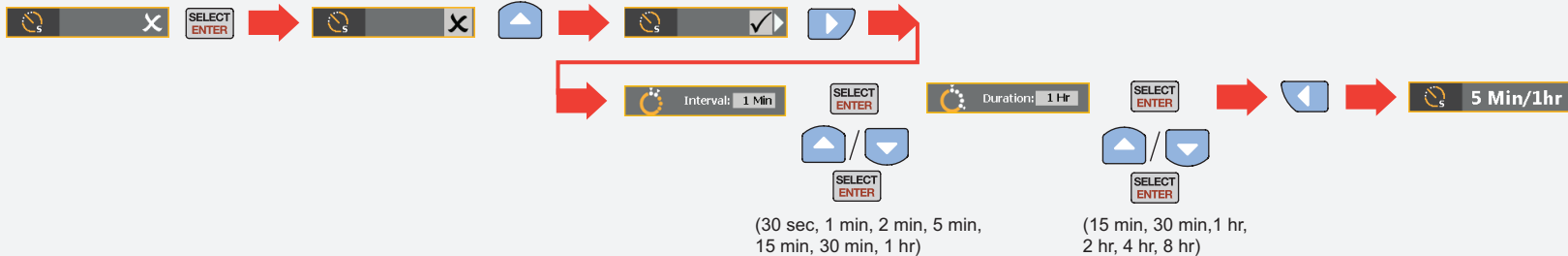
High/Low Temperature Alarm



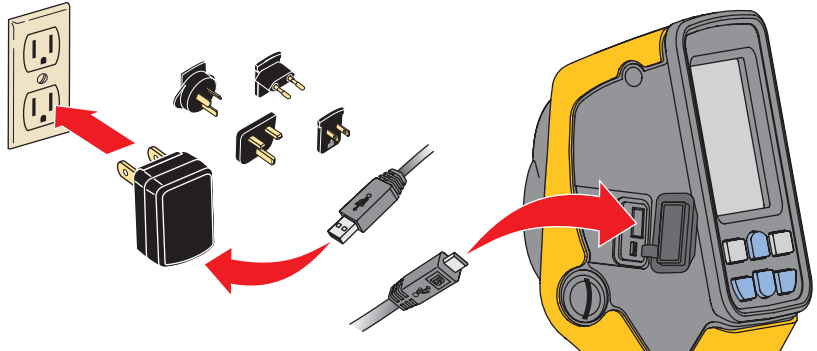
Auto Monitor Alarm



Time-Lapse Image Capture



Rechargeable Battery (VT04)



A **Warning** identifies hazardous conditions and procedures that are dangerous to the user. A **Caution** identifies conditions and procedures that can cause damage to the Product or the equipment under test.

⚠ ⚠ Warning

- To prevent possible electrical shock, fire, or personal injury:
- Read all safety information before you use the Product.
- Carefully read all instructions.
- Use the Product only as specified, or the protection supplied by the Product can be compromised.
- Replace or recharge the batteries when the low battery indicator shows to prevent incorrect measurements.
- Do not use the Product around explosive gas, vapor, or in damp or wet environments.
- Do not use the Product if it operates incorrectly.
- Do not use the Product if it is damaged.
- See emissivity information for actual temperatures. Reflective objects result in lower than actual temperature measurements. These objects pose a burn hazard.
- Remove the batteries if the Product is not used for an extended period of time, or if stored in temperatures above 50 °C. If the batteries are not removed, battery leakage can damage the Product.
- Use only specified replacement parts.
- Use only Fluke approved power adapters to charge the VT04 battery.

⚠ Warning

- To prevent personal injury and for safe operation and maintenance of the Product:
- Batteries contain hazardous chemicals that can cause burns or explode. If exposure to chemicals occurs, clean with water and get medical aid.
- Be sure that the battery polarity is correct to prevent battery leakage.
- Do not short the battery terminals together.
- Keep cells and battery packs clean and dry. Clean dirty connectors with a dry, clean cloth.
- Do not disassemble or crush battery cells and battery packs.
- Do not put battery cells and battery packs near heat or fire. Do not put in sunlight.
- Use only the Fluke supplied power adapter to charge the VT04 battery.

Specifications

Battery Type

VT04:	Li-Ion Rechargeable 3.6 V, 2250 mAh, 8.1 Wh
VT02, VT04A:	4 AA, LR6 1.5 V
Battery Life:	8 hrs
Operating Temperature:	-5 °C to +45 °C
Storage Temperature:	-20 °C to +60 °C
Operating Altitude:	2,000 meters

The table below is a list of symbols used on the Product or in this guide.

Symbol	Description
⚠	Important information. See manual.
⚠	Hazardous voltage. Risk of electrical shock.
✓ N10140	Conforms to relevant Australian standards.
CE	Conforms to requirements of European Union and European Free Trade Association.
KE	Conforms to relevant South Korean EMC standards.
Li-ion	This camera contains a Lithium-ion battery. Do not mix with the solid waste stream. Spent batteries should be disposed of by a qualified recycler or hazardous materials handler per local regulations. Go to Fluke's website for recycling information.
ⓧ	This product complies with the WEEE Directive (2002/96/EC) marking requirements. The affixed label indicates that you must not discard this electrical/electronic product in domestic household waste. Product Category: With reference to the equipment types in the WEEE Directive Annex I, this product is classed as category 9 "Monitoring and Control Instrumentation" product. Do not dispose of this product as unsorted municipal waste. Go to Fluke's website for recycling information.

LIMITED WARRANTY AND LIMITATION OF LIABILITY

This Fluke product will be free from defects in material and workmanship for two years from the date of purchase. This warranty does not cover fuses, disposable batteries, or damage from accident, neglect, misuse, alteration, contamination, or abnormal conditions of operation or handling. Resellers are not authorized to extend any other warranty on Fluke's behalf. To obtain service during the warranty period, contact your nearest Fluke authorized service center to obtain return authorization information, then send the product to that Service Center with a description of the problem.

THIS WARRANTY IS YOUR ONLY REMEDY. NO OTHER WARRANTIES, SUCH AS FITNESS FOR A PARTICULAR PURPOSE, ARE EXPRESSED OR IMPLIED. FLUKE IS NOT LIABLE FOR ANY SPECIAL, INDIRECT, INCIDENTAL OR CONSEQUENTIAL DAMAGES OR LOSSES, ARISING FROM ANY CAUSE OR THEORY. Since some states or countries do not allow the exclusion or limitation of an implied warranty or of incidental or consequential damages, this limitation of liability may not apply to you.

Fluke Corporation P.O. Box 9090 Everett, WA 98206-9090 U.S.A.	Fluke Europe B.V. P.O. Box 1186 5602 BD Eindhoven The Netherlands
--	--



Компания «ЭлектроПласт» предлагает заключение долгосрочных отношений при поставках импортных электронных компонентов на взаимовыгодных условиях!

Наши преимущества:

- Оперативные поставки широкого спектра электронных компонентов отечественного и импортного производства напрямую от производителей и с крупнейших мировых складов;
- Поставка более 17-ти миллионов наименований электронных компонентов;
- Поставка сложных, дефицитных, либо снятых с производства позиций;
- Оперативные сроки поставки под заказ (от 5 рабочих дней);
- Экспресс доставка в любую точку России;
- Техническая поддержка проекта, помощь в подборе аналогов, поставка прототипов;
- Система менеджмента качества сертифицирована по Международному стандарту ISO 9001;
- Лицензия ФСБ на осуществление работ с использованием сведений, составляющих государственную тайну;
- Поставка специализированных компонентов (Xilinx, Altera, Analog Devices, Intersil, Interpoint, Microsemi, Aeroflex, Peregrine, Syfer, Eurofarad, Texas Instrument, Miteq, Cobham, E2V, MA-COM, Hittite, Mini-Circuits, General Dynamics и др.);

Помимо этого, одним из направлений компании «ЭлектроПласт» является направление «Источники питания». Мы предлагаем Вам помощь Конструкторского отдела:

- Подбор оптимального решения, техническое обоснование при выборе компонента;
- Подбор аналогов;
- Консультации по применению компонента;
- Поставка образцов и прототипов;
- Техническая поддержка проекта;
- Защита от снятия компонента с производства.



#### Как с нами связаться

**Телефон:** 8 (812) 309 58 32 (многоканальный)

**Факс:** 8 (812) 320-02-42

**Электронная почта:** [org@eplast1.ru](mailto:org@eplast1.ru)

**Адрес:** 198099, г. Санкт-Петербург, ул. Калинина, дом 2, корпус 4, литера А.