

SIL60C2 Dual Row Pins

60 Amps


Total Power: 240 W
Input Voltage: 4.5 - 13.8
No. of Outputs: Single

Special Features

- 2 bit VID adjustable output voltage
- Phase shedding for power saving during light loads
- High power density design means reduced board space requirement
- Power good output signal
- Operating ambient temp up to +70 °C with suitable derating and forced air cooling
- Remote ON/OFF (active high)
- 0 A minimum load
- Input under-voltage lockout
- EU directive 2002/95/EC compliant for RoHS

Safety

Designed to meet EN60950 when used in end use equipment.



Electrical Specifications

Output		
Output voltage		0.8 - 4.0 V
Output setpoint accuracy	With VID	1%
Line regulation	Low line to high line	±0.3%
Load regulation	Full load to min. load	±0.2%
Load line		0.225 μΩ
Min/Max Load		0 A/60 A
Overshoot	At turn on	2% max.
Over current protection		>88 A
Ripple and noise		<40 mV
5 Hz to 20 MHz		Vin=12 V, Vout=1.5 V
Transient	Deviation (dependent on output capacitance)	±5% mV 20 us recover to within regulation band
Input		
Input voltage		4.5 -13.8 V
Input current (max.)	Minimum load Remote ON/OFF	65 mA 20 mA
Input current (max.)		20.0 A @ Io max.
Start-up time	Power-up Remote ON/OFF	<20 ms <20 ms
General		
Efficiency	Vi = 12 V, Vo = 1.5 V, Iout=60 A	89%
Switching frequency	Fixed/ph	300 kHz
Material flammability		UL94V-0
Weight		TBD
MTBF	12 V @ 40 °C 100% load Bellcore 332	> 5,000,000 hours

Environmental Specifications

Thermal Performance		
Ambient	Operating	0 °C to +70 °C
	Non-operating	-40 °C to +125 °C

Protection	
Short-circuit	Hiccup, Non-latching
Over-voltage	Latching
Over-temperature	Hiccup, Non-latching

Recommended System Capacitance		
Input Capacitance	ceramic	3x22 µF
Output Capacitance		1,500 µF

Setting Output Voltage

Default output voltage is set with the 2 bit VID as follows:

Vid1	Vid0	Vout
1	1	0.8 V
1	0	1.0 V
0	1	1.2 V
0	0	1.4 V

The output voltage may be optionally adjusted with a resistor placed in the series with the sense line, from 0.8 V to 4.0 V.

To trim the output voltage, place a resistor in series with pin 6 (RS+). The formula for calculating the value of this resistor is:

$$R_{trim} = 2000 \times \left(\frac{V_{out} - VID_{SET}}{VID_{SET}} \right)$$

*When trimming output voltage always choose the nearest VID V_{out} setting.

Operating Information

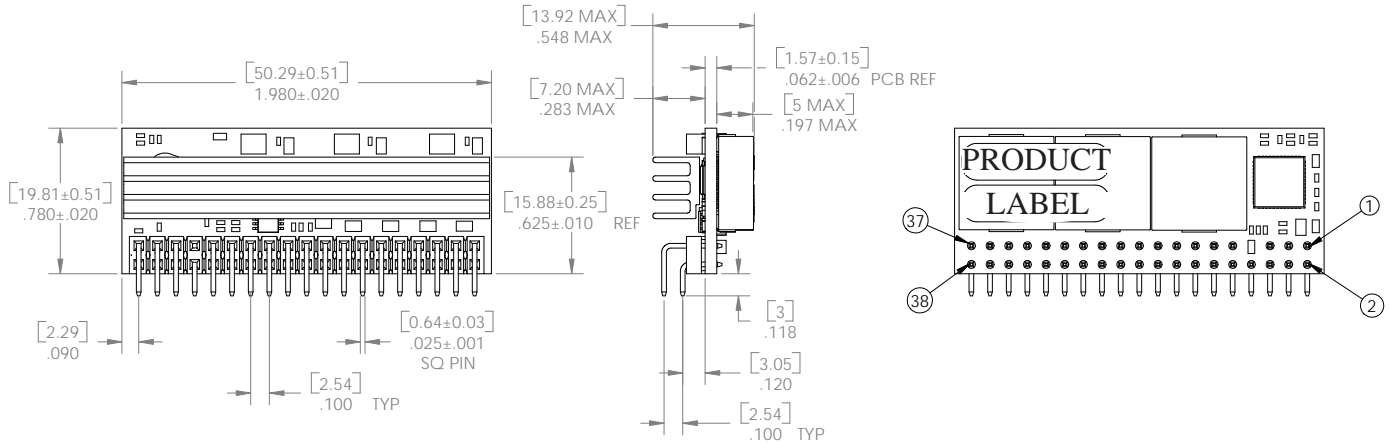
Ordering Information									
Output Power (Max.)	Input	Output	Output Current (Min.)	Output Current (Max.)	Efficiency (Typical)	Regulation Line	Load	Orientation	Model Number
240 W	4.5 - 13.8 V	0.8 - 4.0 Vdc	0 A	60 A	89%	±0.3%	±0.5%	Vertical	SIL60C2-00SADJ-VDJ

Ordering Information

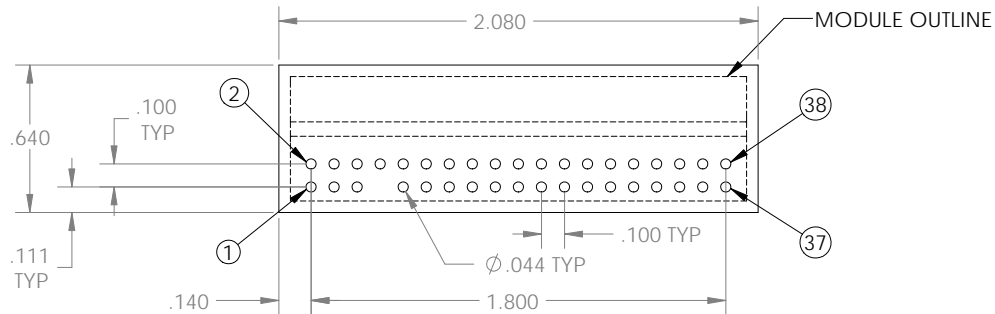
Product Family	Rated Output Current	Performance	Generation	Input Voltage	Output Voltage	Mounting Option	Pins	RoHS Compliance
SIL	60	C	2	- 00	SADJ	- X	D	J
Product Family SIL = Single In Line SMT = Surface Mount	Rated Output Current 60 = 60 A	Performance C = Cost Optimized	Generation 2 = Increased Current Density	Input Voltage 00 = 4.5-13.8 V	Output Voltage Single Adjustable Output	Mounting Option H = Horizontal V = Vertical	Pin D = dual row	RoHS Compliance J = Pb-free (RoHS 6/6 compliant)

Mechanical Drawing

Mechanical Drawing



Footprint



Pin Assignments		Pin Assignments	
Single Output			
1. VID0	11. VIN	20. Vout	30. Ground
2. Viout*	12. VIN	21. Ground	31. Ground
3. VID1	13. VIN	22. Ground	32. Ground
4. PGood	14. VIN	23. Ground	33. Vout
5. RS-	15. Ground	24. Ground	34. Vout
6. RS+	16. Ground	25. Vout	35. Vout
7. Open	17. Vout	26. Vout	36. Vout
8. Enable	18. Vout	27. Vout	37. Ground
9. Ground	19. Vout	28. Vout	38. Ground
10. Ground		29. Ground	

*Viout is a current monitoring pin. 31mV / A, ±15% tolerance.

Americas

5810 Van Allen Way
Carlsbad, CA 92008
USA
Telephone: 760 930 4600
Facsimile: 760 930 0698

Europe (UK)

Waterfront Business Park
Merry Hill, Dudley
West Midlands, DY5 1LX
United Kingdom
Telephone: +44 (0) 1384 842 211
Facsimile: +44 (0) 1384 843 355

Asia (HK)

14/F, Lu Plaza
2 Wing Yip Street
Kwun Tong, Kowloon
Hong Kong
Telephone: +852 2176 3333
Facsimile: +852 2176 3888

For global contact, visit:

**[www.Emerson.com/Embedded
Power](http://www.Emerson.com/EmbeddedPower)**
**[techsupport.embeddedpower
@emerson.com](mailto:techsupport.embeddedpower@emerson.com)**

While every precaution has been taken to ensure accuracy and completeness in this literature, Emerson Network Power assumes no responsibility, and disclaims all liability for damages resulting from use of this information or for any errors or omissions.

Emerson Network Power.
The global leader in enabling
business-critical continuity.

- AC Power
- Connectivity
- DC Power
- Embedded Computing
- **Embedded Power**
- Monitoring
- Outside Plant
- Power Switching & Controls
- Precision Cooling
- Racks & Integrated Cabinets
- Services
- Surge Protection

EmersonNetworkPower.com

Emerson Network Power and the Emerson Network Power logo are trademarks and service marks of Emerson Electric Co. ©2011 Emerson Electric Co.



Компания «ЭлектроПласт» предлагает заключение долгосрочных отношений при поставках импортных электронных компонентов на взаимовыгодных условиях!

Наши преимущества:

- Оперативные поставки широкого спектра электронных компонентов отечественного и импортного производства напрямую от производителей и с крупнейших мировых складов;
- Поставка более 17-ти миллионов наименований электронных компонентов;
- Поставка сложных, дефицитных, либо снятых с производства позиций;
- Оперативные сроки поставки под заказ (от 5 рабочих дней);
- Экспресс доставка в любую точку России;
- Техническая поддержка проекта, помощь в подборе аналогов, поставка прототипов;
- Система менеджмента качества сертифицирована по Международному стандарту ISO 9001;
- Лицензия ФСБ на осуществление работ с использованием сведений, составляющих государственную тайну;
- Поставка специализированных компонентов (Xilinx, Altera, Analog Devices, Intersil, Interpoint, Microsemi, Aeroflex, Peregrine, Syfer, Eurofarad, Texas Instrument, Miteq, Cobham, E2V, MA-COM, Hittite, Mini-Circuits, General Dynamics и др.);

Помимо этого, одним из направлений компании «ЭлектроПласт» является направление «Источники питания». Мы предлагаем Вам помощь Конструкторского отдела:

- Подбор оптимального решения, техническое обоснование при выборе компонента;
- Подбор аналогов;
- Консультации по применению компонента;
- Поставка образцов и прототипов;
- Техническая поддержка проекта;
- Защита от снятия компонента с производства.



Как с нами связаться

Телефон: 8 (812) 309 58 32 (многоканальный)

Факс: 8 (812) 320-02-42

Электронная почта: org@eplast1.ru

Адрес: 198099, г. Санкт-Петербург, ул. Калинина, дом 2, корпус 4, литера А.