


## Quick Connection Spring Cage Hybrid Terminal Block QTCS

<b>Article description</b>	<b>QTCS 1,5-TWIN *</b>
Article no.	3206348 *
<b>EC-TYPE EXAMINATION CERTIFICATE IECEX-CERTIFICATE</b>	<b>KEMA 04ATEX2226 U * IECEX KEM 07.0007 U *</b>
Marking	Ex e II KEMA 04ATEX2226 U IECEX KEM 07.0007 U
<b>Assembly on mounting rails</b>	<b>NS 35 acc. to EN 60715-TH 35</b>
Stripping length <sup>1)</sup>	10 mm
Frequency of circuit at same cross-section <sup>2)</sup>	100
Assembly instructions	See page 2
Operating temperature range	-45 °C ... +90 °C
Wiring temperature range	-10 °C ... +90 °C



### Technical data according to EN 60079-7 (increased safety „e“)

Rated insulation voltage	500 V
Rated voltage	550 V
Nominal current	17,5 A
Max. rated current	17,5A

### Connection capacity

Rated cross-section	1,5 mm <sup>2</sup>	AWG 16
Max conductor cross-section	1,5 mm <sup>2</sup> rigid and flexible <sup>3)</sup>	AWG 16
	2,5 mm <sup>2</sup> flexible <sup>1)</sup>	AWG 14
	4 mm <sup>2</sup> rigid <sup>1)</sup>	AWG 12
Connectable conductor cross-section	0,08 - 2,5 mm <sup>2</sup> flexible <sup>1)</sup>	AWG 28 - 14
	0,08 - 4 mm <sup>2</sup> rigid <sup>1)</sup>	AWG 28 - 12
	0,25 - 1,5 mm <sup>2</sup> rigid and flexible <sup>3)</sup>	AWG 24 - 16

### Data of insulation material

Description	PA 6.6
Creep resistance acc. to IEC 60112 / material group	CTI 600 / I

### Accessories

	Description	Article no.	
Cover	D-QTCS 1,5-TWIN	3206403	
	FBS 2-5	3030161	
Jumper	FBS 3-5	3030174	Max. 17,5 A / 1,5 mm <sup>2</sup>
	FBS 4-5	3030187	
	FBS 5-5	3030190	
	FBS 10-5	3030213	
	FBS 20-5	3030226	

<sup>1)</sup> only Spring Cage Connection

<sup>2)</sup> only Quick Connection

\* valid for colour variants

### Important assembly instructions – increased safety „e“

The Quick Connection (Hybrid) Terminal Blocks are suitable for use in enclosures in atmospheres with flammable gases or combustible dust. For flammable gases these enclosures must satisfy the requirements according to EN 60079-0 and EN 60079-7. For combustible dust these enclosures must satisfy the requirements according to EN 50281-1-1.

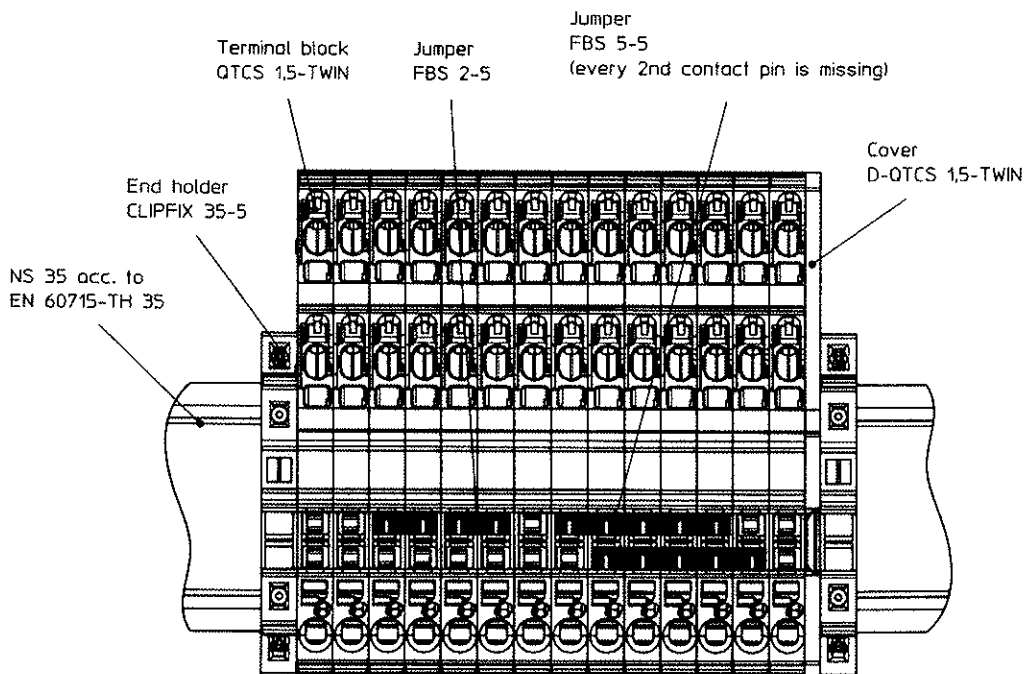
When assembling with other certified series and sizes of terminal blocks and using belonging accessories, the required creepage distances and clearances have to be observed.

When using the jumpers to achieve a skipped bridging the rated voltage is reduced to 352 V.

If conductors with smaller cross section as the rated cross section are used, the belonging lower current has to be laid down in the EC-Type Examination Certificate of the complete apparatus.

The Quick Connection (Hybrid) Terminal Blocks may be used, based on the self-heating when used at the nominal current and at ambient temperatures of  $-45\text{ }^{\circ}\text{C}$  to  $+40\text{ }^{\circ}\text{C}$  at the mounting position in electrical apparatus, e.g. junction and connection boxes, for temperature class T6. When the Terminal Blocks are used in electrical apparatus of temperature classes T1 up to T5, the highest temperature of the insulating material shall not exceed the maximum value of the operating temperature range.

The Terminal Blocks and their appropriate accessories have to be assembled as specified below.



## Operational instructions – Intrinsic safety “i”

EN 60079-14 Clause 12 describes modular terminal blocks as simple apparatus when used in intrinsically-safe circuits. Testing by a notified body and marking is not required. If terminal blocks be identifiable as part of an intrinsically circuit are marked by a colour, the colour used shall be **light blue**.

Testing for compliance to intrinsically safe requirements including clearance, creepage, and solid insulation distances specified in EN 60079-0 (EN 50014) and EN 60079-11 (EN 50020) have been performed for circuits up to **60 V**.

Compliance with distance requirements of EN 60079-14 Clause 12.2.3 for the connection of separated intrinsically-safe circuit accessories is met. A minimum distance of 50 mm to separate clamping units of intrinsically-safe and non intrinsically-safe circuits is required through the use of a separating plate or similar device.

## Attestation of Conformity

The above mentioned product is in line with the provisions of the below marked directive and their modification directive(s):

94/9/EC ATEX Directive

Compliance with Essential Health and Safety Requirements has been assured by compliance with:

EN 60079-0:2004

EN 60079-7:2003

EN 50281-1-1:1998 + A1

The conformity with the provisions of the ATEX directive were certified by

Notified Body: KEMA Quality B.V.

Address: Utrechtseweg 310, NL-6812 AR Arnhem, The Netherlands [Ident.-No.: 0344]

Certificate:  
(No., Date) KEMA 04ATEX2226 U, 2004-12-14


Blomberg, 2007-12-11


  
J. A. Gerhard Leßmann  
Business Unit Device Connection  
Technology  
Ex-Representative


  
Dirk Görhlitzer  
Business Unit Industrial Connection  
Technology  
Head of Business Unit

This attestation certifies the conformity with the indicated directive, it does not, however, covenant any characteristics. The instructions for safety and installation have to be observed.

Phoenix Contact GmbH & Co. KG  
Flachmarktstraße 8  
32825 Blomberg  
Germany

 +49 – (0) 52 35 – 3-00

 +49 – (0) 52 35 – 3-4 12 00

 [www.phoenixcontact.com](http://www.phoenixcontact.com)



Компания «ЭлектроПласт» предлагает заключение долгосрочных отношений при поставках импортных электронных компонентов на взаимовыгодных условиях!

Наши преимущества:

- Оперативные поставки широкого спектра электронных компонентов отечественного и импортного производства напрямую от производителей и с крупнейших мировых складов;
- Поставка более 17-ти миллионов наименований электронных компонентов;
- Поставка сложных, дефицитных, либо снятых с производства позиций;
- Оперативные сроки поставки под заказ (от 5 рабочих дней);
- Экспресс доставка в любую точку России;
- Техническая поддержка проекта, помощь в подборе аналогов, поставка прототипов;
- Система менеджмента качества сертифицирована по Международному стандарту ISO 9001;
- Лицензия ФСБ на осуществление работ с использованием сведений, составляющих государственную тайну;
- Поставка специализированных компонентов (Xilinx, Altera, Analog Devices, Intersil, Interpoint, Microsemi, Aeroflex, Peregrine, Syfer, Eurofarad, Texas Instrument, Miteq, Cobham, E2V, MA-COM, Hittite, Mini-Circuits, General Dynamics и др.);

Помимо этого, одним из направлений компании «ЭлектроПласт» является направление «Источники питания». Мы предлагаем Вам помощь Конструкторского отдела:

- Подбор оптимального решения, техническое обоснование при выборе компонента;
- Подбор аналогов;
- Консультации по применению компонента;
- Поставка образцов и прототипов;
- Техническая поддержка проекта;
- Защита от снятия компонента с производства.



#### Как с нами связаться

**Телефон:** 8 (812) 309 58 32 (многоканальный)

**Факс:** 8 (812) 320-02-42

**Электронная почта:** [org@eplast1.ru](mailto:org@eplast1.ru)

**Адрес:** 198099, г. Санкт-Петербург, ул. Калинина, дом 2, корпус 4, литера А.