

The logo for EDAC, consisting of the letters 'E', 'D', 'A', and 'C' in a bold, green, sans-serif font with a slight 3D effect and a dark green outline.The title 'INTERCONNECT SOLUTIONS' is written in a large, green, sans-serif font with a slight 3D effect and a dark green outline, centered on the page.The text 'Products Overview' is written in a green, sans-serif font with a slight 3D effect and a dark green outline, positioned in the lower right quadrant of the page.The text 'Connect with Us . . . Experience Makes the Difference' is written in a white, sans-serif font, centered at the bottom of the page against a dark green background.



## Who We Are

We have been designing and manufacturing interconnect products for over 40 years. Today we supply a wide variety of products to customers across the globe. We understand our markets and customers and provide off-the-shelf and customized products manufactured to the highest quality standards. Our Experience Makes the Difference.

## Our Products

Over the years our product offering has evolved and grown. We now have one of the largest ranges of interconnect products on the market - Card Edge, Rack and Panel, RJ45, Magnetic Jacks, USB & Firewire, HDMI, Waterproof, PLCC Sockets, D-Sub, Pin Headers, modified standard, custom connectors and custom cable assemblies.

Not only that, we are proud of our capability to provide Custom-Designed Connectors manufactured to the specific requirements of our customers. It could involve minor product variations to a standard product, or a full custom solution in low or high volumes.

We work fast – prototypes are usually ready within 4 weeks and the final product completed in just 12 weeks – at a cost you can afford.

## Our Teams


Our Engineering and Field Sales Teams travel the world to meet with customers and help with design solutions for their connector requirements. Virtually all of EDAC's products can be modified to a customer specification so the opportunities are endless.

The Quality Assurance Team performs continuous tests and analysis using the latest technologies to ensure that finished products are of the highest quality.

Our dedicated Sales and Customer Support Team work closely with customers and distributors across the globe – customers are safe in the knowledge that they have the maximum support behind them across all levels of our team from shipping and receiving through to ownership.

Our Manufacturing facilities in Asia give us the advantage of high volume manufacturing coupled with low costs. With our engineering capability we can ensure all products are processed with our stringent quality control procedures.

Finally, we have our Global Distribution Network who stock and supply all our range of products. They have the capability to deliver anywhere in the world.



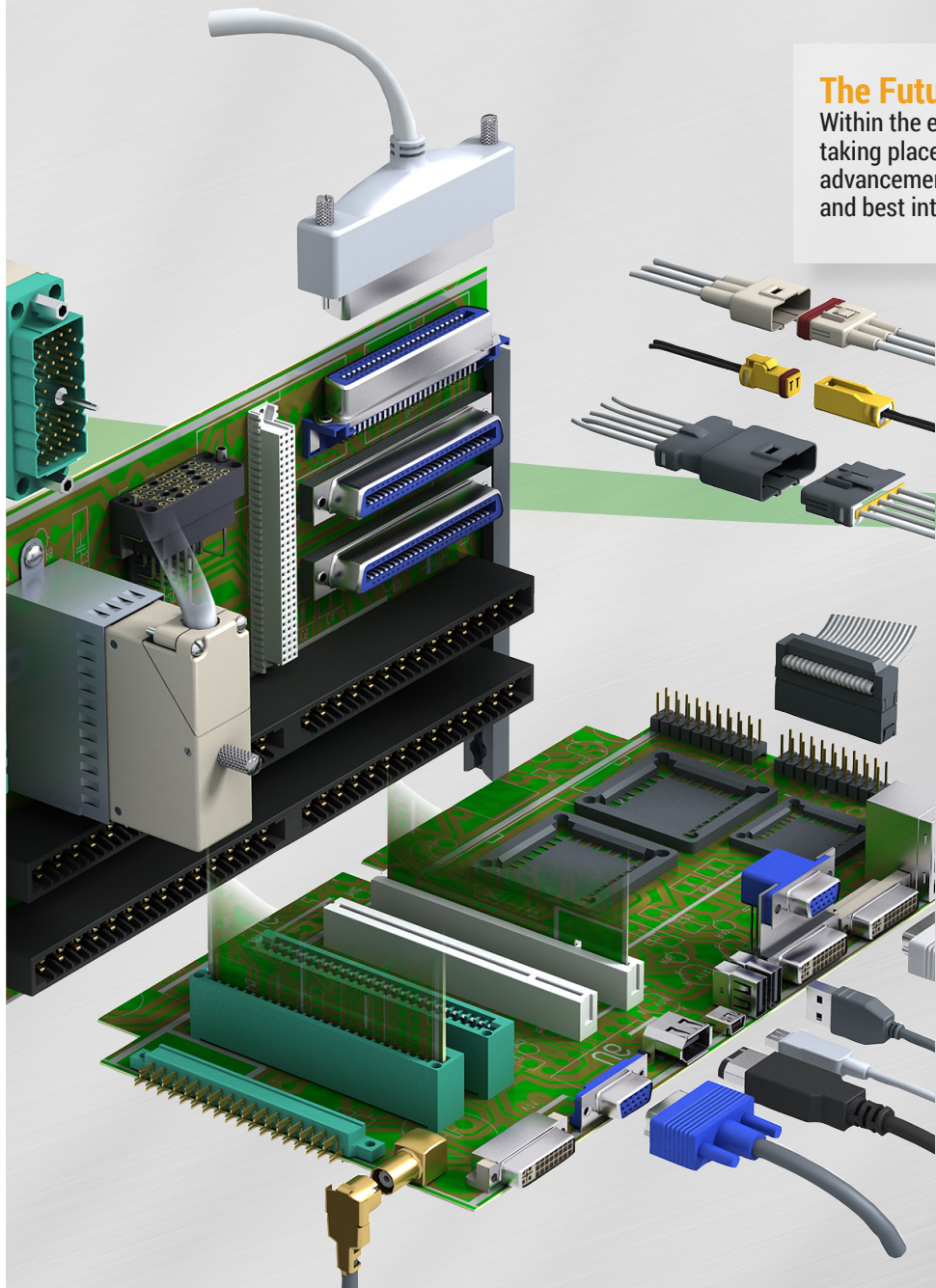


## The Environment

We are committed to the environment and we are one of the first connector companies to have 100% compliance to the ROHS directive. We are constantly updating our policies and processes to ensure we have the least amount of impact on our environment for present and future generations to come.

## The Future

Within the electronics market place there are many advances taking place with technologies and applications. With these advancements we offer our customers access to the latest and best interconnection products available.






## Custom Connectors



- 'Made to Spec' connectors built to customer specifications.
- Fast turnaround for specifications and drawings from our North American Engineering team
- From concept into production in just 12 weeks, prototypes as quick as 4 weeks
- EDAC offers a realistic approach to MOQ levels for custom products
- EDAC will suggest flexible tooling options for a custom solution
- Standard EDAC connectors can be modified to customer requirements
- EDAC can manufacture alternatives to competitor's obsolete parts – no need to accept a PDN
- Previous customization projects cover many applications in a range of industries including Alternative Energy, Telecoms, Data Transfer and Storage, Security, Graphics and Industrial Control

Don't be standard – talk to us!  
More information on our website [edac.net](http://edac.net)

## cardEDGE+ Card Edge Connectors




- Possible 435,000 variations of whole range
- Contact spacings of .05", .100", .125", .156" and .200"
- Gold plating in mating contact area, tin on contact tails both with nickel underplate
- PCB hole, wire-wrap, wire hole and other contact options
- From 2 to 188 contacts in single or dual row with or without card guides
- Most series are available with high temperature 260°C insulators suitable for reflow solder production

### Series

302: MCA .05 x 4 rows of .100  
305: .156 x .140 (black = 355)  
306: .156 1 Row (black = 356)  
307: .156 x .200 (black = 357)  
322: .156 x .200 with guides  
341: .100 x .140 (black = 391)  
345: .100 x .200 (black = 395)  
346: .125 x .250 (black = 396)

## cardEDGE+ Press Fit Connectors



- Pin compliant ultra-mate press-fit technology
- Compliant pin design means a low insertion force and no damage to the PCB
- Solderless field serviceable contacts in .100", .125", and .156" spacing
- From 5-150 positions (.100"), 5-120 positions (.125") and 5-86 positions (.156")
- Gold plating on contact plating area tin on compliant section both with nickel underplate
- Optional MBB technology allows for hot swapping of circuit boards
- Also available in a press fit telecom Centronics connector style

### Series

737: .156 x .200  
745: .100 x .200  
746: .125 x .250



## Rack and Panel Connectors




- Industry standard connector with highly dependable contacts.
- Hermaphroditic contact design for no-fail interconnections
- 100% fit, form and function alternative to Elco 8016 series
- Gold over nickel plating for wire hole, PCB, wire-wrap and crimp contacts
- Crimp contacts available pre-installed, separately in bulk or on a reel for automated process
- In sizes of 20 to 120 positions, with actuating screw or locknut both with polarising hardware
- Plastic and metal covers with cable clamps for strain relief

### Series

516: Standard  
519: Mixed Layout  
556: Edacon Inline

## USB Connectors



- Comply with USB standard 2.0 and 3.0
- Compatible with all windows versions
- Type A, B, mini and micro versions available
- Industry standard plug and play technology
- Right angle and vertical board mount style
- Through hole and surface mount contact options
- Single or ganged styles to suit design
- Complete over mould cable assemblies available in different lengths

### Series

690: USB for PCB  
691: USB for cable  
692: Mini USB

## D-sub Connectors



- D-sub connectors in standard, video and high density formats
- From 9 to 50 pins (Standard), 15 to 78 pins (Hi-Density) or 29 pin (DVI)
- Wide variety of footprints in vertical or right angle through hole PCB styles
- Gold flash or gold plated contact surfaces, machined contact versions available
- Metal shells provide EMI and RFI shielding
- Plastic / metal or all metal versions available
- Dual port stacked right angle connectors available, with matched or mixed connectors
- Digital Video (DVI) and VESA / VGA styles available

### Series

621/622: right angle .318" footprint  
623/624: right angle .200" footprint  
625/626: right angle .590" footprint  
627/628: vertical standard spacing  
629/630: right angle .370" footprint  
631/632: right angle high density .125" footprint  
633/634: right angle high density .350" footprint  
637/638: vertical high density  
661-664: dual stacked units  
B10: DVI



## E-Seal

### IP67 Inline Plug & Socket



- IP67 rated connectors for Wire to Wire and Wire to Board applications
- Connectors support both low level signal and power applications up to 12 Amps and 300 Volts
- From 1 position through to 6 positions depending on series
- Silicone rubber seals accommodate wire from 28-14 AWG with thin or standard insulation
- Secure latching system for safe mating under severe vibration or shock conditions
- Series uses removable crimp contacts so field modifications and repairs are easily facilitated
- Crimp contacts supplied pre-wired, separately or on a carrier strip
- Low profile insulators for premium space limitations

#### Series

565: 3 amp, 2, 3 or 5 contacts  
565: 2 contacts, 3-way branch  
566: 2 amp, 2,3,4 or 6 contacts  
568: 12 amp, single contact  
570: 10 amp 1, 2 and 3 contacts

## E-Seal

### USB, D-Sub & HDMI Connectors



- Available in 2 or 3 circuits
- Identical insulators for in-line solution - just 1 part number required
- Clip available for easy and secure retention to a panel or in an enclosure
- Option to purchase in a bag of 5 solutions with clips and contacts
- Can also be ordered assembled with 1 metre wires
- Shock and vibration resistant hermaphroditic contacts, with four gas tight mating surfaces
- Tools for contact crimping, insertion and removal

#### Series

629/630: Right angle .41" footprint standard spacing  
633/634: Right angle .381" footprint high density  
637/638: Vertical high density spacing  
627/627: Vertical power combination  
630: Right angle .41" footprint power combination  
690: USB and HDMI

## edacJAX

### Magnetic Jack Connectors




- RJ45 modular housings with integrated network magnetics and components
- Combines connectivity with signal conditioning, interference suppression and isolation, within the RJ45 housing
- Single or dual stack multiport options
- 10/100 and 1000 Base-T options fully 802 compliant
- LED option for visual indication of port status and activity information
- Tab up and Tab down options for board and unit design compatibility
- With or without POE / VOIP capability

#### Series

A61: 10/100/1000 Base T, 8 core  
A61: 10/100/1000 Base T, 12 core  
A62: 10/100 Base T, 2 core  
A63: 10/100 Base T, 4 core  
A64: 10/100 Base T, 5 core  
A65: 10 Base T, 3 core  
A66: 10 Base T, 4 core  
A67: 10/100 Base T, POE  
A68: 10/100 Base T with USB Type A



## edacJAX Modular Jack Connectors




- RJ45 board mount single or stacked units 8 ports single or 16 ports stacked as a dual row
- Gold flash or gold plated contacts, including high thickness gold plating versions
- Optional LED indication in mixed combinations including bi-color variations
- Shielded front ground, shielded rear ground, unshielded, or face shielded versions
- Vertical and right angle through hole board mount variants some available with SMT termination
- Low or high profile types, keyed or unkeyed, with or without mounting flange

### Series

A00: RJ45 Receptacles, no LEDs  
A10: RJ45 Plugs  
A20: RJ45 Receptacles with LEDs

## Female, Male and Box Header Connectors




- Industry standard 0.8, 1.0, 1.27, 2.0 and 2.54mm pitch versions
- Through hole contacts in vertical or right angle mount and SMT in vertical mount
- Contact plating options of tin, gold flash or gold over nickel underplate
- Headers are fully customizable for contact heights and board lengths
- Packaged loose in boxes, in trays or in tape and reel for automated insertion
- Optional shrouds available with locking or non-locking mechanisms
- Large number of customization options including insulator colour variations and precise pin lengths

### Series

151: Male Header  
153: Female Header

## Cable Assemblies



- Cable assemblies can be manufactured with all EDAC connectors
- All cable assemblies designed by EDAC's experienced engineering team
- Our manufacturing base in China offers a cost advantage whilst ensuring the highest possible quality
- A quality control system established and managed to EDAC's North American benchmark
- USB cables in standard printer/device format (A to B) and alternates (A to A, B to B)
- Mini USB, mini DIN, RJ11 and RJ45 and other data cables available in bulk

### Series

628: DVI Adaptors  
628: USB cables  
628: All other cable assemblies



# EDAC

**North & South America**  
EDAC Inc.

**Tel: +1 (0)416 754 3322**  
**email: customerservice@edac.net**

**Europe, Middle East, Russia & Africa**  
EDAC (Europe) Ltd.

**Tel: +44 (0)1933 427300**  
**email: eu.enquiries@eu.edac.net**



[www.edac.net](http://www.edac.net)

Connect with Us . . . Experience Makes the Difference





Компания «ЭлектроПласт» предлагает заключение долгосрочных отношений при поставках импортных электронных компонентов на взаимовыгодных условиях!

Наши преимущества:

- Оперативные поставки широкого спектра электронных компонентов отечественного и импортного производства напрямую от производителей и с крупнейших мировых складов;
- Поставка более 17-ти миллионов наименований электронных компонентов;
- Поставка сложных, дефицитных, либо снятых с производства позиций;
- Оперативные сроки поставки под заказ (от 5 рабочих дней);
- Экспресс доставка в любую точку России;
- Техническая поддержка проекта, помощь в подборе аналогов, поставка прототипов;
- Система менеджмента качества сертифицирована по Международному стандарту ISO 9001;
- Лицензия ФСБ на осуществление работ с использованием сведений, составляющих государственную тайну;
- Поставка специализированных компонентов (Xilinx, Altera, Analog Devices, Intersil, Interpoint, Microsemi, Aeroflex, Peregrine, Syfer, Eurofarad, Texas Instrument, Miteq, Cobham, E2V, MA-COM, Hittite, Mini-Circuits, General Dynamics и др.);

Помимо этого, одним из направлений компании «ЭлектроПласт» является направление «Источники питания». Мы предлагаем Вам помощь Конструкторского отдела:

- Подбор оптимального решения, техническое обоснование при выборе компонента;
- Подбор аналогов;
- Консультации по применению компонента;
- Поставка образцов и прототипов;
- Техническая поддержка проекта;
- Защита от снятия компонента с производства.



#### Как с нами связаться

**Телефон:** 8 (812) 309 58 32 (многоканальный)

**Факс:** 8 (812) 320-02-42

**Электронная почта:** [org@eplast1.ru](mailto:org@eplast1.ru)

**Адрес:** 198099, г. Санкт-Петербург, ул. Калинина, дом 2, корпус 4, литера А.